



# R.H.Wright Timing

500 MRCI March Race Meeting

Sorted on best lap time

Fiesta Zetec/Mazda MX5

Kirkistown 500 MRCI 1.512 miles

Qualifying (Q6)

25/03/2023 10:25

Qualifying started at 10:53:17

Pos	No.	Name	Make	Best Tm	Diff	In Lap	Best Speed	2nd Best	2nd Lap
1	41	Robert Kennedy	1.8 Mazda MX5	<b>1:09.014</b>		5	78.868	1:09.078	6
2	34	Damian Moran	1.8 Mazda MX5	<b>1:11.281</b>	2.267	7	76.360	1:11.484	6
3	7	Gregory Radcliffe	1.8 Mazda MX5	<b>1:12.978</b>	3.964	4	74.584	1:13.006	7
4	173	Andy Irwin	1.8 Mazda MX5	<b>1:15.406</b>	6.392	3	72.183	1:15.442	6
5	1	Derek Graham	1.3 Ford Fiesta	<b>1:17.347</b>	8.333	4	70.371	1:18.052	3
6	49	Michael Graham	1.3 Ford Fiesta	<b>1:17.402</b>	8.388	7	70.321	1:17.428	4
7	21	Ethan Campbell	1.3 Ford Fiesta	<b>1:18.180</b>	9.166	6	69.622	1:18.470	1
8	28	Stephen Walker	1.3 Ford Fiesta	<b>1:19.530</b>	10.516	5	68.440	1:19.539	6
9	29	Henry White	1.3 Ford Fiesta	<b>1:19.843</b>	10.829	3	68.172	1:20.053	2
10	888	Paul Larkham	1.3 Ford Fiesta	<b>1:22.018</b>	13.004	4	66.364	1:22.033	3
11	14	Francis Allen	1.8 Mazda MX5			0	-		0
12	22	John Stewart	1.8 Mazda MX5			0	-		0
13	26	Grace McCallion	1.3 Ford Fiesta			0	-		0
14	42	Jim Kennedy	1.8 Mazda MX5			0	-		0

#### Announcements

Cars 14, 42 and 22 - No transponder times recorded (Q12.8.1)

Results provisional until the conclusion of judicial and technical matters

Orbits

Chief Timekeeper: D.Bradfield

Clerk of the Course:

Live timing available at [timing.rhwright.co.uk](http://timing.rhwright.co.uk)

[www.mylaps.com](http://www.mylaps.com)

Licensed to: R.H.Wright Timing

Printed: 25/03/2023 11:04:54



## 500 MRCI March Race Meeting


Fiesta Zetec/Mazda MX5

Kirkistown 500 MRCI 1.512 miles

Qualifying (Q6)

25/03/2023 10:25

Qualifying started at 10:53:17



Lap	Lap Tm	Diff	Time of Day
<b>(41) Robert Kennedy</b>			
1	1:29.114	+20.100	10:56:34.661
2	1:13.420	+4.406	10:57:48.081
3	1:09.975	+0.961	10:58:58.056
4	1:10.311	+1.297	11:00:08.367
5	1:09.014		11:01:17.381
6	1:09.078	+0.064	11:02:26.459
7	1:10.101	+1.087	11:03:36.560
<b>(34) Damian Moran</b>			
1	1:13.598	+2.317	10:56:04.827
2	1:13.065	+1.784	10:57:17.892
3	1:12.358	+1.077	10:58:30.250
4	1:11.916	+0.635	10:59:42.166
5	1:12.050	+0.769	11:00:54.216
6	1:11.484	+0.203	11:02:05.700
7	1:11.281		11:03:16.981
8	1:11.672	+0.391	11:04:28.653
<b>(7) Gregory Radcliffe</b>			
1	1:13.814	+0.836	10:56:12.101
2	1:13.862	+0.884	10:57:25.963
3	1:14.920	+1.942	10:58:40.883
4	1:12.978		10:59:53.861
5	1:13.878	+0.900	11:01:07.739
6	1:13.963	+0.985	11:02:21.702
7	1:13.006	+0.028	11:03:34.708
<b>(173) Andy Irwin</b>			
1	1:18.117	+2.711	10:56:22.644
2	1:16.149	+0.743	10:57:38.793
3	1:15.406		10:58:54.199
4	1:16.073	+0.667	11:00:10.272
5	1:15.589	+0.183	11:01:25.861
6	1:15.442	+0.036	11:02:41.303
7	1:17.170	+1.764	11:03:58.473
<b>(1) Derek Graham</b>			
1	1:19.035	+1.688	10:56:32.128
2	1:22.462	+5.115	10:57:54.590
3	1:18.052	+0.705	10:59:12.642
4	1:17.347		11:00:29.989
5	1:33.281	+15.934	11:02:03.270
<b>(49) Michael Graham</b>			
1	1:18.059	+0.657	10:56:32.864
2	1:18.734	+1.332	10:57:51.598
3	1:17.731	+0.329	10:59:09.329
4	1:17.428	+0.026	11:00:26.757
5	1:17.551	+0.149	11:01:44.308
6	1:18.184	+0.782	11:03:02.492
7	1:17.402		11:04:19.894
<b>(21) Ethan Campbell</b>			
1	1:18.470	+0.290	10:56:34.079
2	1:18.636	+0.456	10:57:52.715
3	1:18.593	+0.413	10:59:11.308
4	1:19.647	+1.467	11:00:30.955
5	1:30.015	+11.835	11:02:00.970
6	1:18.180		11:03:19.150
7	1:18.728	+0.548	11:04:37.878
<b>(28) Stephen Walker</b>			
1	1:20.083	+0.553	10:56:40.522
2	1:19.900	+0.370	10:58:00.422
3	1:19.593	+0.063	10:59:20.015
4	1:19.786	+0.256	11:00:39.801
5	1:19.530		11:01:59.331
6	1:19.539	+0.009	11:03:18.870
7	1:20.020	+0.490	11:04:38.890
<b>(29) Henry White</b>			
1	1:20.102	+0.259	10:56:41.967

Lap	Lap Tm	Diff	Time of Day
2	1:20.053	+0.210	10:58:02.020
3	1:19.843		10:59:21.863
<b>(888) Paul Larkham</b>			
1	1:25.032	+3.014	10:56:54.870
2	1:22.347	+0.329	10:58:17.217
3	1:22.033	+0.015	10:59:39.250
4	1:22.018		11:01:01.268
5	1:22.321	+0.303	11:02:23.589
6	1:22.281	+0.263	11:03:45.870

Results provisional until the conclusion of judicial and technical matters

Orbits

Chief Timekeeper: D.Bradfield

Clerk of the Course:

Live timing available at [timing.rhwright.co.uk](http://timing.rhwright.co.uk)

[www.mylaps.com](http://www.mylaps.com)

Licensed to: R.H.Wright Timing



## 500 MRCI March Race Meeting

Fiesta Zetec/Mazda MX5

Kirkistown 500 MRCI 1.512 miles

Race 1 (R6)

25/03/2023 13:30

Race (12:00 and 1 Laps)

9	26	
	17	
8	29	888
	15	16
7	21	28
	13	14
6	1	49
	11	12
5	9	10
4	42	
	7	8
3	14	22
	5	6
2	7	173
	3	4
1	41	34
	1	2

POLE POSITION



Results provisional until the conclusion of judicial and technical matters

Orbits

Chief Timekeeper: D.Bradfield

Clerk of the Course:

Live timing available at [timing.rhwright.co.uk](http://timing.rhwright.co.uk)

[www.mylaps.com](http://www.mylaps.com)

Licensed to: R.H.Wright Timing

Printed: 25/03/2023 11:06:41



# R.H.Wright Timing

## 500 MRCI March Race Meeting

Sorted on Laps

Fiesta Zetec/Mazda MX5

Kirkistown 500 MRCI 1.512 miles

Race 1 (R6)

25/03/2023 13:30

Race (12:00 and 1 Laps) started at 13:39:48

Pos	No.	Name	Make	Laps	Total Tm	Best Tm	Best Speed	In Lap	Avg. Speed
<b>Ford Fiesta</b>									
1	49	Michael Graham	1.3 Ford Fiesta	11	14:27.830	<b>1:17.286</b>	70.427	8	68.992
2	1	Derek Graham	1.3 Ford Fiesta	11	14:27.949	<b>1:17.050</b>	70.643	3	68.982
3	28	Stephen Walker	1.3 Ford Fiesta	11	14:47.439	<b>1:18.202</b>	69.602	9	67.467
4	29	Henry White	1.3 Ford Fiesta	11	14:47.535	<b>1:18.915</b>	68.973	7	67.460
5	888	Paul Larkham	1.3 Ford Fiesta	11	14:52.580	<b>1:19.633</b>	68.351	2	67.079
<b>Not classified</b>									
DNF	21	Ethan Campbell	1.3 Ford Fiesta				-	0	-
DNF	26	Grace McCallion	1.3 Ford Fiesta				-	0	-
<b>Mazda MX5</b>									
1	41	Robert Kennedy	1.8 Mazda MX5	12	14:05.170	<b>1:08.872</b>	79.031	3	77.282
2	34	Damian Moran	1.8 Mazda MX5	12	14:23.003	<b>1:11.009</b>	76.653	7	75.685
3	14	Francis Allen	1.8 Mazda MX5	12	14:23.286	<b>1:10.507</b>	77.198	3	75.660
4	7	Gregory Radcliffe	1.8 Mazda MX5	12	14:46.949	<b>1:12.762</b>	74.806	11	73.641
5	22	John Stewart	1.8 Mazda MX5	12	15:08.877	<b>1:13.413</b>	74.142	8	71.865
6	173	Andy Irwin	1.8 Mazda MX5	11	14:05.951	<b>1:14.913</b>	72.658	6	70.776
<b>Not classified</b>									
DNF	42	Jim Kennedy	1.8 Mazda MX5				-	0	-

Margin of Victory	Avg. Speed	Best Lap Tm	Best Speed	Best Lap by
17.833	77.282	1:08.872	79.031	41 - Robert Kennedy

Results provisional until the conclusion of judicial and technical matters

Orbits

Chief Timekeeper: D.Bradfield

Clerk of the Course:

Live timing available at [timing.rhwright.co.uk](http://timing.rhwright.co.uk)

[www.mylaps.com](http://www.mylaps.com)

Licensed to: R.H.Wright Timing

Printed: 25/03/2023 13:55:16



## 500 MRCI March Race Meeting


Fiesta Zetec/Mazda MX5

Kirkistown 500 MRCI 1.512 miles

Race 1 (R6)

25/03/2023 13:30

Race (12:00 and 1 Laps) started at 13:39:48



Lap	Lap Tm	Diff	Time of Day
<b>(41) Robert Kennedy</b>			
1	1:16.366	+7.494	13:41:07.124
2	1:09.210	+0.338	13:42:16.334
3	1:08.872		13:43:25.206
4	1:09.343	+0.471	13:44:34.549
5	1:09.364	+0.492	13:45:43.913
6	1:09.486	+0.614	13:46:53.399
7	1:09.352	+0.480	13:48:02.751
8	1:09.562	+0.690	13:49:12.313
9	1:09.640	+0.768	13:50:21.953
10	1:12.035	+3.163	13:51:33.988
11	1:09.701	+0.829	13:52:43.689
12	1:09.856	+0.984	13:53:53.545

Lap	Lap Tm	Diff	Time of Day
<b>(34) Damian Moran</b>			
1	1:16.805	+5.786	13:41:07.082
2	1:12.014	+1.005	13:42:19.096
3	1:11.111	+0.102	13:43:30.207
4	1:11.088	+0.079	13:44:41.295
5	1:11.166	+0.157	13:45:52.461
6	1:11.046	+0.037	13:47:03.507
7	1:11.009		13:48:14.516
8	1:11.135	+0.126	13:49:25.651
9	1:11.163	+0.154	13:50:36.814
10	1:11.804	+0.795	13:51:48.618
11	1:11.677	+0.668	13:53:00.295
12	1:11.083	+0.074	13:54:11.378

Lap	Lap Tm	Diff	Time of Day
<b>(14) Francis Allen</b>			
1	1:15.579	+5.072	13:41:07.802
2	1:12.378	+1.871	13:42:19.980
3	1:10.507		13:43:30.487
4	1:11.060	+0.553	13:44:41.547
5	1:11.347	+0.840	13:45:52.894
6	1:10.863	+0.356	13:47:03.757
7	1:11.039	+0.532	13:48:14.796
8	1:11.242	+0.735	13:49:26.038
9	1:11.033	+0.526	13:50:37.071
10	1:11.901	+1.394	13:51:48.972
11	1:11.927	+1.420	13:53:00.899
12	1:10.762	+0.255	13:54:11.661

Lap	Lap Tm	Diff	Time of Day
<b>(7) Gregory Radcliffe</b>			
1	1:19.048	+6.286	13:41:10.541
2	1:13.357	+0.595	13:42:23.898
3	1:13.277	+0.515	13:43:37.175
4	1:13.164	+0.402	13:44:50.339
5	1:13.117	+0.355	13:46:03.456
6	1:12.810	+0.048	13:47:16.266
7	1:13.025	+0.263	13:48:29.291
8	1:12.939	+0.177	13:49:42.230
9	1:13.007	+0.245	13:50:55.237
10	1:12.924	+0.162	13:52:08.161
11	1:12.762		13:53:20.923
12	1:14.401	+1.639	13:54:35.324

Lap	Lap Tm	Diff	Time of Day
<b>(22) John Stewart</b>			
1	1:21.791	+8.378	13:41:14.407
2	1:14.573	+1.160	13:42:28.980
3	1:15.027	+1.614	13:43:44.007
4	1:13.874	+0.461	13:44:57.881
5	1:15.745	+2.332	13:46:13.626
6	1:15.199	+1.786	13:47:28.825
7	1:14.687	+1.274	13:48:43.512
8	1:13.413		13:49:56.925
9	1:14.335	+0.922	13:51:11.260
10	1:14.388	+0.975	13:52:25.648
11	1:14.658	+1.245	13:53:40.306
12	1:16.946	+3.533	13:54:57.252

Lap	Lap Tm	Diff	Time of Day
<b>(173) Andy Irwin</b>			
1	1:24.384	+9.471	13:41:16.132
2	1:16.237	+1.324	13:42:32.369

Lap	Lap Tm	Diff	Time of Day
3	1:16.013	+1.100	13:43:48.382
4	1:15.708	+0.795	13:45:04.090
5	1:14.919	+0.006	13:46:19.009
6	1:14.913		13:47:33.922
7	1:15.574	+0.661	13:48:49.496
8	1:15.742	+0.829	13:50:05.238
9	1:16.379	+1.466	13:51:21.617
10	1:16.238	+1.325	13:52:37.855
11	1:16.471	+1.558	13:53:54.326

Lap	Lap Tm	Diff	Time of Day
<b>(49) Michael Graham</b>			
1	1:23.758	+6.472	13:41:17.281
2	1:17.483	+0.197	13:42:34.764
3	1:17.442	+0.156	13:43:52.206
4	1:17.618	+0.332	13:45:09.824
5	1:17.827	+0.541	13:46:27.651
6	1:17.310	+0.024	13:47:44.961
7	1:17.315	+0.029	13:49:02.276
8	1:17.286		13:50:19.562
9	1:19.610	+2.324	13:51:39.172
10	1:18.329	+1.043	13:52:57.501
11	1:18.704	+1.418	13:54:16.205

Lap	Lap Tm	Diff	Time of Day
<b>(1) Derek Graham</b>			
1	1:24.417	+7.367	13:41:17.873
2	1:17.344	+0.294	13:42:35.217
3	1:17.050		13:43:52.267
4	1:17.320	+0.270	13:45:09.587
5	1:17.252	+0.202	13:46:26.839
6	1:17.717	+0.667	13:47:44.556
7	1:17.265	+0.215	13:49:01.821
8	1:17.427	+0.377	13:50:19.248
9	1:19.821	+2.771	13:51:39.069
10	1:18.279	+1.229	13:52:57.348
11	1:18.976	+1.926	13:54:16.324

Lap	Lap Tm	Diff	Time of Day
<b>(28) Stephen Walker</b>			
1	1:30.936	+12.734	13:41:25.627
2	1:19.521	+1.319	13:42:45.148
3	1:18.668	+0.466	13:44:03.816
4	1:18.885	+0.683	13:45:22.701
5	1:18.581	+0.379	13:46:41.282
6	1:18.441	+0.239	13:47:59.723
7	1:18.809	+0.607	13:49:18.532
8	1:18.930	+0.728	13:50:37.462
9	1:18.202		13:51:55.664
10	1:20.179	+1.977	13:53:15.843
11	1:19.971	+1.769	13:54:35.814

Lap	Lap Tm	Diff	Time of Day
<b>(29) Henry White</b>			
1	1:24.689	+5.774	13:41:19.379
2	1:19.577	+0.662	13:42:38.956
3	1:19.923	+1.008	13:43:58.879
4	1:20.078	+1.163	13:45:18.957
5	1:19.529	+0.614	13:46:38.486
6	1:18.955	+0.040	13:47:57.441
7	1:18.915		13:49:16.356
8	1:19.448	+0.533	13:50:35.804
9	1:20.084	+1.169	13:51:55.888
10	1:19.893	+0.978	13:53:15.781
11	1:20.129	+1.214	13:54:35.910

Lap	Lap Tm	Diff	Time of Day
<b>(888) Paul Larkham</b>			
1	1:23.599	+3.966	13:41:18.110
2	1:19.633		13:42:37.743
3	1:20.006	+0.373	13:43:57.749
4	1:20.317	+0.684	13:45:18.066
5	1:20.550	+0.917	13:46:38.616
6	1:20.021	+0.388	13:47:58.637
7	1:20.187	+0.554	13:49:18.824
8	1:20.233	+0.600	13:50:39.057
9	1:20.431	+0.798	13:51:59.488
10	1:20.443	+0.810	13:53:19.931
11	1:21.024	+1.391	13:54:40.955

Results provisional until the conclusion of judicial and technical matters

Orbits

Chief Timekeeper: D.Bradfield

Clerk of the Course:

Live timing available at [timing.rhwright.co.uk](http://timing.rhwright.co.uk)

[www.mylaps.com](http://www.mylaps.com)

Licensed to: R.H.Wright Timing



# R.H.Wright Timing

## 500 MRCI March Race Meeting

Fiesta Zetec/Mazda MX5

Kirkistown 500 MRCI 1.512 miles

Race 2 (R13)

25/03/2023 16:50

Race (12:00 and 1 Laps)

9	1	
	17	
8	21	49
	15	16
7	29	28
	13	14
6	26	888
	11	12
5	9	10
4	42	
	7	8
3	34	41
	5	6
2	7	14
	3	4
1	173	22
	1	2

POLE POSITION

Results provisional until the conclusion of judicial and technical matters

Orbits

Chief Timekeeper: D.Bradfield

Clerk of the Course:

Live timing available at [timing.rhwright.co.uk](http://timing.rhwright.co.uk)

[www.mylaps.com](http://www.mylaps.com)

Licensed to: R.H.Wright Timing

Printed: 25/03/2023 15:47:44



# R.H.Wright Timing

## 500 MRCI March Race Meeting

Sorted on Laps

Fiesta Zetec/Mazda MX5

Kirkistown 500 MRCI 1.512 miles

Race 2 (R13)

25/03/2023 16:50

Race (12:00 and 1 Laps) started at 16:41:32

Pos	No.	Name	Make	Laps	Total Tm	Best Tm	Best Speed	In Lap	Avg. Speed
<b>Ford Fiesta</b>									
1	49	Michael Graham	1.3 Ford Fiesta	11	14:26.902	1:17.135	70.565	3	69.066
2	28	Stephen Walker	1.3 Ford Fiesta	11	14:42.913	1:18.059	69.730	3	67.813
3	29	Henry White	1.3 Ford Fiesta	11	14:53.258	1:19.708	68.287	2	67.028
4	888	Paul Larkham	1.3 Ford Fiesta	11	14:55.753	1:19.769	68.235	10	66.841
<b>Not classified</b>									
DNF	21	Ethan Campbell	1.3 Ford Fiesta	9	12:03.472	1:18.280	69.533	2	67.711
DNF	1	Derek Graham	1.3 Ford Fiesta	2	2:49.574	1:18.103	69.690	2	64.196
<b>Mazda MX5</b>									
1	41	Robert Kennedy	1.8 Mazda MX5	12	14:06.239	1:08.613	79.329	3	77.184
2	14	Francis Allen	1.8 Mazda MX5	12	14:18.895	1:10.430	77.283	7	76.047
3	34	Damian Moran	1.8 Mazda MX5	12	14:22.738	1:10.496	77.210	5	75.708
4	22	John Stewart	1.8 Mazda MX5	12	14:58.646	1:12.720	74.849	4	72.683
5	7	Gregory Radcliffe	1.8 Mazda MX5	12	14:59.825	1:12.963	74.600	7	72.588
6	42	Jim Kennedy	1.8 Mazda MX5	11	14:32.892		-	0	68.592
<b>Not classified</b>									
DNF	173	Andy Irwin	1.8 Mazda MX5	9	11:42.339	1:14.079	73.476	5	69.749

### Announcements

Car 42 - No transponder times recorded (Q12.8.1)

Margin of Victory	Avg. Speed	Best Lap Tm	Best Speed	Best Lap by
12.656	77.184	1:08.613	79.329	41 - Robert Kennedy

Results provisional until the conclusion of judicial and technical matters

Orbits

Chief Timekeeper: D.Bradfield

Clerk of the Course:

Live timing available at [timing.rhwright.co.uk](http://timing.rhwright.co.uk)

[www.mylaps.com](http://www.mylaps.com)

Licensed to: R.H.Wright Timing

Printed: 25/03/2023 16:57:30



## 500 MRCI March Race Meeting


Fiesta Zetec/Mazda MX5

Kirkistown 500 MRCI 1.512 miles

Race 2 (R13)

25/03/2023 16:50

Race (12:00 and 1 Laps) started at 16:41:32



Lap	Lap Tm	Diff	Time of Day
<b>(41) Robert Kennedy</b>			
1	1:18.314	+9.701	16:42:54.359
2	1:10.327	+1.714	16:44:04.686
3	1:08.613		16:45:13.299
4	1:09.861	+1.248	16:46:23.160
5	1:09.127	+0.514	16:47:32.287
6	1:09.328	+0.715	16:48:41.615
7	1:09.431	+0.818	16:49:51.046
8	1:09.547	+0.934	16:51:00.593
9	1:10.025	+1.412	16:52:10.618
10	1:09.249	+0.636	16:53:19.867
11	1:09.658	+1.045	16:54:29.525
12	1:09.069	+0.456	16:55:38.594
<b>(14) Francis Allen</b>			
1	1:16.187	+5.757	16:42:51.563
2	1:10.841	+0.411	16:44:02.404
3	1:10.666	+0.236	16:45:13.070
4	1:10.880	+0.450	16:46:23.950
5	1:10.608	+0.178	16:47:34.558
6	1:10.651	+0.221	16:48:45.209
7	1:10.430		16:49:55.639
8	1:10.734	+0.304	16:51:06.373
9	1:11.465	+1.035	16:52:17.838
10	1:10.939	+0.509	16:53:28.777
11	1:11.581	+1.151	16:54:40.358
12	1:10.892	+0.462	16:55:51.250
<b>(34) Damian Moran</b>			
1	1:15.150	+4.654	16:42:50.956
2	1:10.783	+0.287	16:44:01.739
3	1:11.450	+0.954	16:45:13.189
4	1:11.734	+1.238	16:46:24.923
5	1:10.496		16:47:35.419
6	1:10.836	+0.340	16:48:46.255
7	1:11.457	+0.961	16:49:57.712
8	1:10.769	+0.273	16:51:08.481
9	1:11.644	+1.148	16:52:20.125
10	1:11.071	+0.575	16:53:31.196
11	1:10.935	+0.439	16:54:42.131
12	1:12.962	+2.466	16:55:55.093
<b>(22) John Stewart</b>			
1	1:24.731	+12.011	16:42:59.563
2	1:14.256	+1.536	16:44:13.819
3	1:13.355	+0.635	16:45:27.174
4	1:12.720		16:46:39.894
5	1:13.979	+1.259	16:47:53.873
6	1:14.352	+1.632	16:49:08.225
7	1:13.715	+0.995	16:50:21.940
8	1:14.351	+1.631	16:51:36.291
9	1:13.928	+1.208	16:52:50.219
10	1:13.497	+0.777	16:54:03.716
11	1:14.415	+1.695	16:55:18.131
12	1:12.870	+0.150	16:56:31.001
<b>(7) Gregory Radcliffe</b>			
1	1:24.023	+11.060	16:42:59.426
2	1:14.015	+1.052	16:44:13.441
3	1:13.013	+0.050	16:45:26.454
4	1:13.054	+0.091	16:46:39.508
5	1:19.883	+6.920	16:47:59.391
6	1:13.177	+0.214	16:49:12.568
7	1:12.963		16:50:25.531
8	1:13.934	+0.971	16:51:39.465
9	1:13.396	+0.433	16:52:52.861
10	1:13.194	+0.231	16:54:06.055
11	1:13.041	+0.078	16:55:19.096
12	1:13.084	+0.121	16:56:32.180
<b>(49) Michael Graham</b>			
1	1:25.246	+8.111	16:43:02.845
2	1:17.312	+0.177	16:44:20.157

Lap	Lap Tm	Diff	Time of Day
3	1:17.135		16:45:37.292
4	1:17.519	+0.384	16:46:54.811
5	1:17.909	+0.774	16:48:12.720
6	1:17.792	+0.657	16:49:30.512
7	1:17.885	+0.750	16:50:48.397
8	1:17.875	+0.740	16:52:06.272
9	1:17.837	+0.702	16:53:24.109
10	1:17.907	+0.772	16:54:42.016
11	1:17.241	+0.106	16:55:59.257
<b>(42) Jim Kennedy</b>			
1	1:23.419	59:31.356	16:43:00.934
2	1:33.885	59:20.890	16:44:34.819
3	1:20.497	59:34.278	16:45:55.316
4	1:15.352	59:39.423	16:47:10.668
5	1:14.773	59:40.002	16:48:25.441
6	1:17.072	59:37.703	16:49:42.513
7	1:14.213	59:40.562	16:50:56.726
8	1:14.834	59:39.941	16:52:11.560
9	1:14.895	59:39.880	16:53:26.455
10	1:15.033	59:39.742	16:54:41.488
11	1:23.759	59:31.016	16:56:05.247
<b>(28) Stephen Walker</b>			
1	1:26.119	+8.060	16:43:04.791
2	1:18.827	+0.768	16:44:23.618
3	1:18.059		16:45:41.677
4	1:18.720	+0.661	16:47:00.397
5	1:18.461	+0.402	16:48:18.858
6	1:19.812	+1.753	16:49:38.670
7	1:20.038	+1.979	16:50:58.708
8	1:19.023	+0.964	16:52:17.731
9	1:19.080	+1.021	16:53:36.811
10	1:18.948	+0.889	16:54:55.759
11	1:19.509	+1.450	16:56:15.268
<b>(29) Henry White</b>			
1	1:25.549	+5.841	16:43:04.508
2	1:19.708		16:44:24.216
3	1:19.867	+0.159	16:45:44.083
4	1:19.811	+0.103	16:47:03.894
5	1:20.560	+0.852	16:48:24.454
6	1:20.650	+0.942	16:49:45.104
7	1:20.004	+0.296	16:51:05.108
8	1:20.390	+0.682	16:52:25.498
9	1:20.126	+0.418	16:53:45.624
10	1:19.913	+0.205	16:55:05.537
11	1:20.076	+0.368	16:56:25.613
<b>(888) Paul Larkham</b>			
1	1:25.775	+6.006	16:43:05.163
2	1:20.329	+0.560	16:44:25.492
3	1:20.741	+0.972	16:45:46.233
4	1:21.056	+1.287	16:47:07.289
5	1:20.329	+0.560	16:48:27.618
6	1:20.208	+0.439	16:49:47.826
7	1:20.333	+0.564	16:51:08.159
8	1:19.973	+0.204	16:52:28.132
9	1:19.808	+0.039	16:53:47.940
10	1:19.769		16:55:07.709
11	1:20.399	+0.630	16:56:28.108
<b>(173) Andy Irwin</b>			
1	1:25.804	+11.725	16:43:00.643
2	1:17.440	+3.361	16:44:18.083
3	1:15.893	+1.814	16:45:33.976
4	1:15.566	+1.487	16:46:49.542
5	1:14.079		16:48:03.621
6	1:17.946	+3.867	16:49:21.567
7	1:15.019	+0.940	16:50:36.586
8	1:22.868	+8.789	16:51:59.454
9	1:15.240	+1.161	16:53:14.694
<b>(21) Ethan Campbell</b>			

Lap	Lap Tm	Diff	Time of Day
1	1:24.988	+6.708	16:43:03.539
2	1:18.280		16:44:21.819
3	1:18.870	+0.590	16:45:40.689
4	1:18.745	+0.465	16:46:59.434
5	1:19.058	+0.778	16:48:18.492
6	1:19.821	+1.541	16:49:38.313
7	1:19.549	+1.269	16:50:57.862
8	1:18.702	+0.422	16:52:16.564
9	1:19.263	+0.983	16:53:35.827
<b>(1) Derek Graham</b>			
1	1:26.310	+8.207	16:43:03.826
2	1:18.103		16:44:21.929

Results provisional until the conclusion of judicial and technical matters Orbits