



# R.H.Wright Timing

500 MRCI March Race Meeting

Sorted on best lap time

Mini Coopers

Kirkistown 500 MRCI 1.512 miles

Qualifying (Q3)

25/03/2023 09:25

Qualifying started at 9:41:42

Pos	No.	Name	Make	Best Tm	Diff	In Lap	Best Speed	2nd Best	2nd Lap
1	555	Kian O'Brien	1.6 BMW Mini	<b>1:13.432</b>		6	74.123	1:13.483	5
2	4	Johnny Titterington	1.6 BMW Mini	<b>1:13.962</b>	0.530	5	73.592	1:14.865	6
3	27	Hugh McEvoy	1.6 BMW Mini	<b>1:13.965</b>	0.533	6	73.589	1:14.008	5
4	7	Jack Conachy	1.6 BMW Mini	<b>1:14.012</b>	0.580	6	73.542	1:14.175	3
5	98	Craig Gilmore	1.6 BMW Mini	<b>1:14.948</b>	1.516	4	72.624	1:15.243	3
6	40	Shane Henry	1.6 BMW Mini	<b>1:15.006</b>	1.574	5	72.568	1:15.216	6
7	17	Noel Conachy	1.6 BMW Mini	<b>1:15.238</b>	1.806	6	72.344	1:15.499	4
8	96	Darren Gilmore	1.6 BMW Mini	<b>1:15.279</b>	1.847	4	72.305	1:15.327	7
9	88	Chris Doherty	1.6 BMW Mini	<b>1:15.536</b>	2.104	6	72.059	1:15.987	5
10	52	Alan Sweetman	1.6 BMW Mini	<b>1:17.217</b>	3.785	6	70.490	1:17.865	4
11	260	Wayne Owens	1.6 BMW Mini	<b>1:17.450</b>	4.018	5	70.278	1:18.238	3
12	620	Zoe Lee Nicholson	1.6 BMW Mini	<b>1:18.464</b>	5.032	7	69.370	1:19.227	6
13	477	Patrick Malley	1.6 BMW Mini			0	-		0

Results provisional until the conclusion of judicial and technical matters

Orbits

Chief Timekeeper: D.Bradfield

Clerk of the Course:

Live timing available at [timing.rhwright.co.uk](http://timing.rhwright.co.uk)

[www.mylaps.com](http://www.mylaps.com)

Licensed to: R.H.Wright Timing

Printed: 25/03/2023 09:53:32



## 500 MRCI March Race Meeting


Mini Coopers

Kirkistown 500 MRCI 1.512 miles

Qualifying (Q3)

25/03/2023 09:25

Qualifying started at 9:41:42



Lap	Lap Tm	Diff	Time of Day
<b>(555) Kian O'Brien</b>			
1	1:20.361	+6.929	9:44:48.355
2	1:17.916	+4.484	9:46:06.271
3	1:14.198	+0.766	9:47:20.469
4	1:14.637	+1.205	9:48:35.106
5	1:13.483	+0.051	9:49:48.589
6	1:13.432		9:51:02.021
7	1:14.251	+0.819	9:52:16.272
<b>(4) Johnny Titterington</b>			
1	1:15.625	+1.663	9:44:25.992
2	1:15.358	+1.396	9:45:41.350
3	1:15.671	+1.709	9:46:57.021
4	1:15.029	+1.067	9:48:12.050
5	1:13.962		9:49:26.012
6	1:14.865	+0.903	9:50:40.877
7	1:15.327	+1.365	9:51:56.204
<b>(27) Hugh McEvoy</b>			
1	1:15.615	+1.650	9:44:46.410
2	1:15.129	+1.164	9:46:01.539
3	1:14.064	+0.099	9:47:15.603
4	1:14.025	+0.060	9:48:29.628
5	1:14.008	+0.043	9:49:43.636
6	1:13.965		9:50:57.601
7	1:14.723	+0.758	9:52:12.324
<b>(7) Jack Conachy</b>			
1	1:16.575	+2.563	9:44:46.339
2	1:16.070	+2.058	9:46:02.409
3	1:14.175	+0.163	9:47:16.584
4	1:14.283	+0.271	9:48:30.867
5	1:14.855	+0.843	9:49:45.722
6	1:14.012		9:50:59.734
7	1:14.513	+0.501	9:52:14.247
<b>(98) Craig Gilmore</b>			
1	1:15.826	+0.878	9:44:27.609
2	1:15.276	+0.328	9:45:42.885
3	1:15.243	+0.295	9:46:58.128
4	1:14.948		9:48:13.076
5	1:19.054	+4.106	9:49:32.130
6	1:15.957	+1.009	9:50:48.087
7	1:15.447	+0.499	9:52:03.534
<b>(40) Shane Henry</b>			
1	1:19.609	+4.603	9:44:47.013
2	1:17.453	+2.447	9:46:04.466
3	1:15.783	+0.777	9:47:20.249
4	1:16.020	+1.014	9:48:36.269
5	1:15.006		9:49:51.275
6	1:15.216	+0.210	9:51:06.491
7	1:15.669	+0.663	9:52:22.160
<b>(17) Noel Conachy</b>			
1	1:16.283	+1.045	9:44:40.425
2	1:16.123	+0.885	9:45:56.548
3	1:15.820	+0.582	9:47:12.368
4	1:15.499	+0.261	9:48:27.867
5	1:16.156	+0.918	9:49:44.023
6	1:15.238		9:50:59.261
7	1:15.621	+0.383	9:52:14.882
<b>(96) Darren Gilmore</b>			
1	1:15.395	+0.116	9:44:26.583
2	1:24.683	+9.404	9:45:51.266
3	1:16.047	+0.768	9:47:07.313
4	1:15.279		9:48:22.592
5	1:15.572	+0.293	9:49:38.164
6	1:15.474	+0.195	9:50:53.638
7	1:15.327	+0.048	9:52:08.965
<b>(88) Chris Doherty</b>			

Lap	Lap Tm	Diff	Time of Day
1	1:16.769	+1.233	9:44:22.182
2	1:16.400	+0.864	9:45:38.582
3	1:16.006	+0.470	9:46:54.588
4	1:16.279	+0.743	9:48:10.867
5	1:15.987	+0.451	9:49:26.854
6	1:15.536		9:50:42.390
7	1:16.095	+0.559	9:51:58.485
<b>(52) Alan Sweetman</b>			
1	1:22.205	+4.988	9:44:57.582
2	1:19.174	+1.957	9:46:16.756
3	1:20.529	+3.312	9:47:37.285
4	1:17.865	+0.648	9:48:55.150
5	1:18.402	+1.185	9:50:13.552
6	1:17.217		9:51:30.769
7	1:18.414	+1.197	9:52:49.183
<b>(260) Wayne Owens</b>			
1	1:23.219	+5.769	9:46:17.113
2	1:18.862	+1.412	9:47:35.975
3	1:18.238	+0.788	9:48:54.213
4	1:18.483	+1.033	9:50:12.696
5	1:17.450		9:51:30.146
6	1:19.336	+1.886	9:52:49.482
<b>(620) Zoe Lee Nicholson</b>			
1	1:20.221	+1.757	9:44:45.929
2	1:23.361	+4.897	9:46:09.290
3	1:22.029	+3.565	9:47:31.319
4	1:21.780	+3.316	9:48:53.099
5	1:20.507	+2.043	9:50:13.606
6	1:19.227	+0.763	9:51:32.833
7	1:18.464		9:52:51.297

Results provisional until the conclusion of judicial and technical matters

Orbits

Chief Timekeeper: D.Bradfield

Clerk of the Course:

Live timing available at [timing.rhwright.co.uk](http://timing.rhwright.co.uk)

[www.mylaps.com](http://www.mylaps.com)

Licensed to: R.H.Wright Timing



## 500 MRCI March Race Meeting

Mini Coopers

Kirkistown 500 MRCI 1.512 miles

Race 1 (R3)

25/03/2023 12:05

Race (12:00 and 1 Laps)

7	477
	13
6	27
	11
5	260
	9
4	88
	7
3	17
	5
2	98
	3
1	4
	1

620
12
555
10
52
8
96
6
40
4
7
2

POLE POSITION

Results provisional until the conclusion of judicial and technical matters

Orbits

Chief Timekeeper: D.Bradfield

Clerk of the Course:

Live timing available at [timing.rhwright.co.uk](http://timing.rhwright.co.uk)

[www.mylaps.com](http://www.mylaps.com)

Licensed to: R.H.Wright Timing

Printed: 25/03/2023 11:37:16



# R.H.Wright Timing

## 500 MRCI March Race Meeting

Sorted on Laps

Mini Coopers

Kirkistown 500 MRCI 1.512 miles

Race 1 (R3)

25/03/2023 12:05

Race (12:00 and 1 Laps) started at 12:36:01

Pos	No.	Name	Make	Laps	Total Tm	Best Tm	Best Speed	In Lap	Avg. Speed
1	7	Jack Conachy	1.6 BMW Mini	11	14:00.623	1:14.859	72.710	7	71.225
2	96	Darren Gilmore	1.6 BMW Mini	11	14:03.931	1:15.238	72.344	11	70.946
3	17	Noel Conachy	1.6 BMW Mini	11	14:04.775	1:14.790	72.777	11	70.875
4	88	Chris Doherty	1.6 BMW Mini	11	14:06.432	1:15.274	72.309	11	70.736
5	40	Shane Henry	1.6 BMW Mini	11	14:06.638	1:14.811	72.757	5	70.719
6	27	Hugh McEvoy	1.6 BMW Mini	11	14:10.253	1:14.563	72.999	8	70.418
7	555	Kian O'Brien	1.6 BMW Mini	11	14:13.624	1:13.917	73.637	7	70.140
8	98	Craig Gilmore	1.6 BMW Mini	11	14:19.816	1:15.069	72.507	9	69.635
9	52	Alan Sweetman	1.6 BMW Mini	11	14:25.822	1:16.760	70.910	8	69.152
10	620	Zoe Lee Nicholson	1.6 BMW Mini	11	14:39.226	1:17.341	70.377	10	68.098
<b>Not classified</b>									
DNF	4	Johnny Titterington	1.6 BMW Mini	5	6:27.533	1:15.417	72.172	3	70.227
DNS	260	Wayne Owens	1.6 BMW Mini				-	0	-
DNS	477	Patrick Malley	1.6 BMW Mini				-	0	-

### Announcements

Cars 27,555 & 620 +10 seconds - underweight

Margin of Victory	Avg. Speed	Best Lap Tm	Best Speed	Best Lap by
3.308	71.225	1:13.917	73.637	555 - Kian O'Brien

Results provisional until the conclusion of judicial and technical matters

Orbits

Chief Timekeeper: D.Bradfield

Clerk of the Course:

Live timing available at [timing.rhwright.co.uk](http://timing.rhwright.co.uk)

[www.mylaps.com](http://www.mylaps.com)

Licensed to: R.H.Wright Timing

Printed: 25/03/2023 12:58:31



## 500 MRCI March Race Meeting

Mini Coopers

Kirkistown 500 MRCI 1.512 miles

Race 1 (R3)

25/03/2023 12:05

Race (12:00 and 1 Laps) started at 12:36:01

Lap	Lap Tm	Diff	Time of Day
(7) Jack Conachy			
1	1:23.518	+8.659	12:37:27.287
2	1:15.477	+0.618	12:38:42.764
3	1:15.561	+0.702	12:39:58.325
4	1:15.668	+0.809	12:41:13.993
5	1:16.009	+1.150	12:42:30.002
6	1:15.090	+0.231	12:43:45.092
7	1:14.859		12:44:59.951
8	1:15.275	+0.416	12:46:15.226
9	1:15.311	+0.452	12:47:30.537
10	1:15.918	+1.059	12:48:46.455
11	1:15.743	+0.884	12:50:02.198

(96) Darren Gilmore			
1	1:23.159	+7.921	12:37:28.432
2	1:16.355	+1.117	12:38:44.787
3	1:15.264	+0.026	12:40:00.051
4	1:15.708	+0.470	12:41:15.759
5	1:16.385	+1.147	12:42:32.144
6	1:15.522	+0.284	12:43:47.666
7	1:15.656	+0.418	12:45:03.322
8	1:15.706	+0.468	12:46:19.028
9	1:15.659	+0.421	12:47:34.687
10	1:15.581	+0.343	12:48:50.268
11	1:15.238		12:50:05.506

(17) Noel Conachy			
1	1:22.185	+7.395	12:37:27.623
2	1:15.510	+0.720	12:38:43.133
3	1:15.820	+1.030	12:39:58.953
4	1:16.548	+1.758	12:41:15.501
5	1:15.860	+1.070	12:42:31.361
6	1:16.484	+1.694	12:43:47.845
7	1:15.389	+0.599	12:45:03.234
8	1:16.308	+1.518	12:46:19.542
9	1:15.996	+1.206	12:47:35.538
10	1:16.022	+1.232	12:48:51.560
11	1:14.790		12:50:06.350

(88) Chris Doherty			
1	1:23.637	+8.363	12:37:29.224
2	1:16.374	+1.100	12:38:45.598
3	1:16.632	+1.358	12:40:02.230
4	1:15.295	+0.021	12:41:17.525
5	1:15.353	+0.079	12:42:32.878
6	1:15.299	+0.025	12:43:48.177
7	1:15.631	+0.357	12:45:03.808
8	1:15.993	+0.719	12:46:19.801
9	1:17.260	+1.986	12:47:37.061
10	1:15.672	+0.398	12:48:52.733
11	1:15.274		12:50:08.007

(40) Shane Henry			
1	1:24.811	+10.000	12:37:29.836
2	1:16.478	+1.667	12:38:46.314
3	1:16.437	+1.626	12:40:02.751
4	1:15.692	+0.881	12:41:18.443
5	1:14.811		12:42:33.254
6	1:16.007	+1.196	12:43:49.261
7	1:15.022	+0.211	12:45:04.283
8	1:15.568	+0.757	12:46:19.851
9	1:17.590	+2.779	12:47:37.441
10	1:15.778	+0.967	12:48:53.219
11	1:14.994	+0.183	12:50:08.213

(27) Hugh McEvoy			
1	1:21.939	+7.376	12:37:28.736
2	1:16.273	+1.710	12:38:45.009
3	1:15.226	+0.663	12:40:00.235
4	1:16.007	+1.444	12:41:16.242
5	1:15.644	+1.081	12:42:31.886
6	1:14.996	+0.433	12:43:46.882
7	1:14.584	+0.021	12:45:01.466

Lap	Lap Tm	Diff	Time of Day
8	1:14.563		12:46:16.029
9	1:14.748	+0.185	12:47:30.777
10	1:15.404	+0.841	12:48:46.181
11	1:15.647	+1.084	12:50:01.828

(55) Kian O'Brien			
1	1:22.143	+8.226	12:37:28.354
2	1:16.270	+2.353	12:38:44.624
3	1:16.568	+2.651	12:40:01.192
4	1:15.529	+1.612	12:41:16.721
5	1:19.174	+5.257	12:42:35.895
6	1:14.315	+0.398	12:43:50.210
7	1:13.917		12:45:04.127
8	1:15.914	+1.997	12:46:20.041
9	1:15.706	+1.789	12:47:35.747
10	1:15.521	+1.604	12:48:51.268
11	1:13.931	+0.014	12:50:05.199

(98) Craig Gilmore			
1	1:23.492	+8.423	12:37:28.095
2	1:15.938	+0.869	12:38:44.033
3	1:15.175	+0.106	12:39:59.208
4	1:16.526	+1.457	12:41:15.734
5	1:27.233	+12.164	12:42:42.967
6	1:15.476	+0.407	12:43:58.443
7	1:15.450	+0.381	12:45:13.893
8	1:15.523	+0.454	12:46:29.416
9	1:15.069		12:47:44.485
10	1:15.341	+0.272	12:48:59.826
11	1:21.565	+6.496	12:50:21.391

(52) Alan Sweetman			
1	1:25.912	+9.152	12:37:31.620
2	1:17.126	+0.366	12:38:48.746
3	1:17.460	+0.700	12:40:06.206
4	1:17.155	+0.395	12:41:23.361
5	1:18.155	+1.395	12:42:41.516
6	1:18.332	+1.572	12:43:59.848
7	1:17.242	+0.482	12:45:17.090
8	1:16.760		12:46:33.850
9	1:17.110	+0.350	12:47:50.960
10	1:17.301	+0.541	12:49:08.261
11	1:19.136	+2.376	12:50:27.397

(620) Zoe Lee Nicholson			
1	1:25.276	+7.935	12:37:32.455
2	1:18.492	+1.151	12:38:50.947
3	1:17.677	+0.336	12:40:08.624
4	1:17.794	+0.453	12:41:26.418
5	1:19.103	+1.762	12:42:45.521
6	1:17.405	+0.064	12:44:02.926
7	1:17.576	+0.235	12:45:20.502
8	1:17.756	+0.415	12:46:38.258
9	1:17.702	+0.361	12:47:55.960
10	1:17.341		12:49:13.301
11	1:17.500	+0.159	12:50:30.801

(4) Johnny Titterington			
1	1:22.841	+7.424	12:37:26.787
2	1:15.592	+0.175	12:38:42.379
3	1:15.417		12:39:57.796
4	1:15.837	+0.420	12:41:13.633
5	1:15.475	+0.058	12:42:29.108

Results provisional until the conclusion of judicial and technical matters

Orbits

Chief Timekeeper: D.Bradfield

Clerk of the Course:

Live timing available at [timing.rhwright.co.uk](http://timing.rhwright.co.uk)

[www.mylaps.com](http://www.mylaps.com)

Licensed to: R.H.Wright Timing



## 500 MRCI March Race Meeting

Mini Coopers

Kirkistown 500 MRCI 1.512 miles

Race 2 (R11)


25/03/2023 15:50

Race (12:00 and 1 Laps)

7	477
	13
6	27
	11
5	260
	9
4	88
	7
3	96
	5
2	40
	3
1	7
	1

620
12
555
10
52
8
17
6
98
4
4
2

POLE POSITION



Results provisional until the conclusion of judicial and technical matters

Orbits

Chief Timekeeper: D.Bradfield

Clerk of the Course:

Live timing available at [timing.rhwright.co.uk](http://timing.rhwright.co.uk)

[www.mylaps.com](http://www.mylaps.com)

Licensed to: R.H.Wright Timing

Printed: 25/03/2023 13:11:22



# R.H.Wright Timing

## 500 MRCI March Race Meeting

Sorted on Laps

Mini Coopers

Kirkistown 500 MRCI 1.512 miles

Race 2 (R11)

25/03/2023 15:50

Race (12:00 and 1 Laps) started at 15:45:06

Pos	No.	Name	Make	Laps	Total Tm	Best Tm	Best Speed	In Lap	Avg. Speed
1	555	Kian O'Brien	1.6 BMW Mini	11	14:00.514	1:14.373	73.185	2	71.234
2	7	Jack Conachy	1.6 BMW Mini	11	14:01.217	1:14.002	73.552	10	71.175
3	40	Shane Henry	1.6 BMW Mini	11	14:03.144	1:13.807	73.747	10	71.012
4	17	Noel Conachy	1.6 BMW Mini	11	14:03.745	1:14.657	72.907	10	70.961
5	96	Darren Gilmore	1.6 BMW Mini	11	14:03.949	1:14.318	73.240	7	70.944
6	88	Chris Doherty	1.6 BMW Mini	11	14:04.922	1:14.666	72.898	7	70.862
7	52	Alan Sweetman	1.6 BMW Mini	11	14:17.105	1:15.928	71.687	7	69.855

### Not classified

DNF	98	Craig Gilmore	1.6 BMW Mini	8	10:13.245	1:14.931	72.640	8	71.006
DNF	27	Hugh McEvoy	1.6 BMW Mini	7	8:59.941	1:14.610	72.953	7	70.565
DNF	620	Zoe Lee Nicholson	1.6 BMW Mini		5.298		-	0	-
DNS	4	Johnny Titterington	1.6 BMW Mini				-	0	-

Margin of Victory	Avg. Speed	Best Lap Tm	Best Speed	Best Lap by
0.703	71.234	1:13.807	73.747	40 - Shane Henry

Results provisional until the conclusion of judicial and technical matters

Orbits

Chief Timekeeper: D.Bradfield

Clerk of the Course:

Live timing available at [timing.rhwright.co.uk](http://timing.rhwright.co.uk)

[www.mylaps.com](http://www.mylaps.com)

Licensed to: R.H.Wright Timing

Printed: 25/03/2023 15:59:38



## 500 MRCI March Race Meeting


Mini Coopers

Kirkistown 500 MRCI 1.512 miles

Race 2 (R11)

25/03/2023 15:50

Race (12:00 and 1 Laps) started at 15:45:06



Lap	Lap Tm	Diff	Time of Day
<b>(555) Kian O'Brien</b>			
1	1:22.527	+8.154	15:46:33.573
2	1:14.373		15:47:47.946
3	1:16.494	+2.121	15:49:04.440
4	1:15.358	+0.985	15:50:19.798
5	1:14.969	+0.596	15:51:34.767
6	1:15.091	+0.718	15:52:49.858
7	1:15.075	+0.702	15:54:04.933
8	1:14.990	+0.617	15:55:19.923
9	1:17.180	+2.807	15:56:37.103
10	1:14.680	+0.307	15:57:51.783
11	1:15.226	+0.853	15:59:07.009

Lap	Lap Tm	Diff	Time of Day
<b>(7) Jack Conachy</b>			
1	1:21.852	+7.850	15:46:30.775
2	1:16.012	+2.010	15:47:46.787
3	1:16.522	+2.520	15:49:03.309
4	1:15.822	+1.820	15:50:19.131
5	1:15.291	+1.289	15:51:34.422
6	1:16.414	+2.412	15:52:50.836
7	1:14.891	+0.889	15:54:05.727
8	1:15.113	+1.111	15:55:20.840
9	1:17.550	+3.548	15:56:38.390
10	1:14.002		15:57:52.392
11	1:15.320	+1.318	15:59:07.712

Lap	Lap Tm	Diff	Time of Day
<b>(40) Shane Henry</b>			
1	1:21.477	+7.670	15:46:31.355
2	1:15.952	+2.145	15:47:47.307
3	1:16.442	+2.635	15:49:03.749
4	1:15.394	+1.587	15:50:19.143
5	1:15.948	+2.141	15:51:35.091
6	1:15.948	+2.141	15:52:51.039
7	1:14.919	+1.112	15:54:05.958
8	1:14.878	+1.071	15:55:20.836
9	1:18.134	+4.327	15:56:38.970
10	1:13.807		15:57:52.777
11	1:16.862	+3.055	15:59:09.639

Lap	Lap Tm	Diff	Time of Day
<b>(17) Noel Conachy</b>			
1	1:21.620	+6.963	15:46:31.877
2	1:15.901	+1.244	15:47:47.778
3	1:16.634	+1.977	15:49:04.412
4	1:16.756	+2.099	15:50:21.168
5	1:15.487	+0.830	15:51:36.655
6	1:16.038	+1.381	15:52:52.693
7	1:14.818	+0.161	15:54:07.511
8	1:15.004	+0.347	15:55:22.515
9	1:17.930	+3.273	15:56:40.445
10	1:14.657		15:57:55.102
11	1:15.138	+0.481	15:59:10.240

Lap	Lap Tm	Diff	Time of Day
<b>(96) Darren Gilmore</b>			
1	1:22.043	+7.725	15:46:32.282
2	1:15.927	+1.609	15:47:48.209
3	1:15.965	+1.647	15:49:04.174
4	1:15.656	+1.338	15:50:19.830
5	1:15.727	+1.409	15:51:35.557
6	1:16.683	+2.365	15:52:52.240
7	1:14.318		15:54:06.558
8	1:14.732	+0.414	15:55:21.290
9	1:18.356	+4.038	15:56:39.646
10	1:15.098	+0.780	15:57:54.744
11	1:15.700	+1.382	15:59:10.444

Lap	Lap Tm	Diff	Time of Day
<b>(88) Chris Doherty</b>			
1	1:23.343	+8.677	15:46:33.778
2	1:15.191	+0.525	15:47:48.969
3	1:16.290	+1.624	15:49:05.259
4	1:16.230	+1.564	15:50:21.489
5	1:15.458	+0.792	15:51:36.947
6	1:16.205	+1.539	15:52:53.152
7	1:14.666		15:54:07.818

Lap	Lap Tm	Diff	Time of Day
8	1:14.940	+0.274	15:55:22.758
9	1:17.819	+3.153	15:56:40.577
10	1:15.135	+0.469	15:57:55.712
11	1:15.705	+1.039	15:59:11.417

Lap	Lap Tm	Diff	Time of Day
<b>(52) Alan Sweetman</b>			
1	1:24.099	+8.171	15:46:34.875
2	1:16.024	+0.096	15:47:50.899
3	1:16.328	+0.400	15:49:07.227
4	1:16.720	+0.792	15:50:23.947
5	1:16.660	+0.732	15:51:40.607
6	1:16.711	+0.783	15:52:57.318
7	1:15.928		15:54:13.246
8	1:17.267	+1.339	15:55:30.513
9	1:17.530	+1.602	15:56:48.043
10	1:17.081	+1.153	15:58:05.124
11	1:18.476	+2.548	15:59:23.600

Lap	Lap Tm	Diff	Time of Day
<b>(98) Craig Gilmore</b>			
1	1:20.815	+5.884	15:46:30.461
2	1:16.146	+1.215	15:47:46.607
3	1:16.289	+1.358	15:49:02.896
4	1:15.894	+0.963	15:50:18.790
5	1:15.430	+0.499	15:51:34.220
6	1:15.448	+0.517	15:52:49.668
7	1:15.141	+0.210	15:54:04.809
8	1:14.931		15:55:19.740

Lap	Lap Tm	Diff	Time of Day
<b>(27) Hugh McEvoy</b>			
1	1:22.877	+8.267	15:46:34.303
2	1:15.028	+0.418	15:47:49.331
3	1:15.351	+0.741	15:49:04.682
4	1:15.889	+1.279	15:50:20.571
5	1:15.501	+0.891	15:51:36.072
6	1:15.754	+1.144	15:52:51.826
7	1:14.610		15:54:06.436

Results provisional until the conclusion of judicial and technical matters

Orbits

Chief Timekeeper: D.Bradfield

Clerk of the Course:

Live timing available at [timing.rhwright.co.uk](http://timing.rhwright.co.uk)

[www.mylaps.com](http://www.mylaps.com)

Licensed to: R.H.Wright Timing