



500 MRCI March Race Meeting

Sorted on best lap time

Roadsports/NI Sevens/Globals

Kirkistown 500 MRCI 1.512 miles

Qualifying (Q4)

25/03/2023 09:45

Qualifying started at 9:56:44

Pos	No.	Name	Make	Best Tm	Diff	In Lap	Best Speed	2nd Best	2nd Lap
1	93	Steven Larkham	1.3 Radical PR06	58.811		7	92.551	1:00.244	4
2	20	Jim Larkham	1.3 Radical PR06	1:01.669	2.858	8	88.262	1:01.998	6
3	120	Michael Ward	1.3 Radical PR06	1:02.737	3.926	8	86.759	1:02.859	6
4	25	Graham Moore	1.0 GMS Honda	1:02.996	4.185	8	86.403	1:03.030	5
5	11	Cameron Fenton	0.6 Global GT	1:03.464	4.653	6	85.765	1:03.633	8
6	15	Paul Thompson	1.0 Striker Honda	1:03.475	4.664	8	85.751	1:03.841	7
7	8	Peter Drennan	0.6 Global GT	1:03.607	4.796	7	85.573	1:03.607	8
8	60	Jack Finlay	0.6 Global GT	1:03.726	4.915	3	85.413	1:04.136	5
9	7	Richard Finlay	0.6 Global GT	1:03.816	5.005	8	85.292	1:04.611	7
10	122	Charlie Linnane	0.6 Global GT	1:04.681	5.870	7	84.152	1:04.803	5
11	34	Mark Francis	1.0 Locost Honda	1:04.781	5.970	7	84.022	1:05.804	3
12	70	Conor May	0.6 Global GT	1:05.456	6.645	6	83.155	1:05.806	3
13	44	Richard Francis	1.0 Locost Honda	1:05.901	7.090	5	82.594	1:06.429	6
14	22	Allen Millar	1.0 GMS Honda	1:08.932	10.121	7	78.962	1:08.978	5
15	2	Pat Murphy	0.6 Global GT	1:09.868	11.057	6	77.904	1:09.899	7
16	43	James Thompson	0.6 Global GT	1:10.239	11.428	7	77.493	1:12.273	5
17	259	Robert Knowles	1.0 Westfield Honda	1:15.238	16.427	7	72.344	1:17.070	5
18	69	Ian Cahill	0.6 Global GT	1:15.753	16.942	4	71.852	1:15.868	7
19	110	Barney Casement	2.0 Vauxhall Tigra	1:15.923	17.112	1	71.691		0
20	17	Joe Christian	0.6 Global GT	4:43.035	4.224	1	19.231		0
21	10	John Murphy	0.6 Global GT			0	-		0
22	303	Brian Crawford	1.0 MNR Honda			0	-		0
23	641	Brian Elliott	1.3 Radical Clubsport			0	-		0

Announcements

Car 10 - No transponder times recorded (Q12.8.1)

Results provisional until the conclusion of judicial and technical matters

Orbits

Chief Timekeeper: D.Bradfield

Clerk of the Course:

Live timing available at timing.rhwright.co.uk

www.mylaps.com

Licensed to: R.H.Wright Timing



500 MRCI March Race Meeting


Roadsports/NI Sevens/Globals

Kirkistown 500 MRCI 1.512 miles

Qualifying (Q4)

25/03/2023 09:45

Qualifying started at 9:56:44



Lap	Lap Tm	Diff	Time of Day
(93) Steven Larkham			
1	4:24.415	+3:25.604	10:03:15.365
2	1:09.902	+11.091	10:04:25.267
3	1:02.906	+4.095	10:05:28.173
4	1:00.244	+1.433	10:06:28.417
5	1:00.471	+1.660	10:07:28.888
6	1:01.293	+2.482	10:08:30.181
7	58.311		10:09:28.992

Lap	Lap Tm	Diff	Time of Day
(20) Jim Larkham			
1	1:04.309	+2.640	9:59:27.484
2	4:12.570	+3:10.901	10:03:40.054
3	1:13.546	+11.877	10:04:53.600
4	1:05.236	+3.567	10:05:58.836
5	1:02.677	+1.008	10:07:01.513
6	1:01.998	+0.329	10:08:03.511
7	1:08.265	+6.596	10:09:11.776
8	1:01.669		10:10:13.445
9	1:06.477	+4.808	10:11:19.922

Lap	Lap Tm	Diff	Time of Day
(120) Michael Ward			
1	5:16.386	+4:13.649	10:03:42.831
2	1:13.187	+10.450	10:04:56.018
3	1:04.894	+2.157	10:06:00.912
4	1:04.290	+1.553	10:07:05.202
5	1:04.666	+1.929	10:08:09.868
6	1:02.859	+0.122	10:09:12.727
7	1:02.892	+0.155	10:10:15.619
8	1:02.737		10:11:18.356

Lap	Lap Tm	Diff	Time of Day
(25) Graham Moore			
1	1:06.032	+3.036	9:59:26.383
2	4:03.414	+3:00.418	10:03:29.777
3	1:12.306	+9.310	10:04:42.083
4	1:03.517	+0.521	10:05:45.600
5	1:03.030	+0.034	10:06:48.630
6	1:03.610	+0.614	10:07:52.240
7	1:04.208	+1.212	10:08:56.448
8	1:02.996		10:09:59.444
9	1:03.928	+0.932	10:11:03.372

Lap	Lap Tm	Diff	Time of Day
(11) Cameron Fenton			
1	4:45.858	+3:42.394	10:03:11.079
2	1:09.637	+6.173	10:04:20.716
3	1:04.208	+0.744	10:05:24.924
4	1:03.842	+0.378	10:06:28.766
5	1:04.024	+0.560	10:07:32.790
6	1:03.464		10:08:36.254
7	1:05.573	+2.109	10:09:41.827
8	1:03.633	+0.169	10:10:45.460

Lap	Lap Tm	Diff	Time of Day
(15) Paul Thompson			
1	5:12.820	+4:09.345	10:03:32.930
2	1:12.044	+8.569	10:04:44.974
3	1:07.375	+3.900	10:05:52.349
4	1:04.016	+0.541	10:06:56.365
5	1:04.317	+0.842	10:08:00.682
6	1:07.779	+4.304	10:09:08.461
7	1:03.841	+0.366	10:10:12.302
8	1:03.475		10:11:15.777

Lap	Lap Tm	Diff	Time of Day
(8) Peter Drennan			
1	5:15.363	+4:11.756	10:03:41.031
2	1:14.947	+11.340	10:04:55.978
3	1:07.421	+3.814	10:06:03.399
4	1:04.054	+0.447	10:07:07.453
5	1:03.919	+0.312	10:08:11.372
6	1:03.731	+0.124	10:09:15.103
7	1:03.607		10:10:18.710
8	1:03.607		10:11:22.317

Lap	Lap Tm	Diff	Time of Day
(60) Jack Finlay			
1	5:31.123	+4:27.397	10:04:00.875

Lap	Lap Tm	Diff	Time of Day
2	1:14.709	+10.983	10:05:15.584
3	1:03.726		10:06:19.310
4	1:10.493	+6.767	10:07:29.803
5	1:04.136	+0.410	10:08:33.939
6	1:19.620	+15.894	10:09:53.559
7	1:08.841	+5.115	10:11:02.400

Lap	Lap Tm	Diff	Time of Day
(7) Richard Finlay			
1	4:41.564	+3:37.748	10:03:29.028
2	1:17.503	+13.687	10:04:46.531
3	1:08.561	+4.745	10:05:55.092
4	1:07.078	+3.262	10:07:02.170
5	1:05.595	+1.779	10:08:07.765
6	1:06.793	+2.977	10:09:14.558
7	1:04.611	+0.795	10:10:19.169
8	1:03.816		10:11:22.985

Lap	Lap Tm	Diff	Time of Day
(122) Charlie Linnane			
1	5:11.998	+4:07.317	10:04:04.301
2	1:17.663	+12.982	10:05:21.964
3	1:06.060	+1.379	10:06:28.024
4	1:05.933	+1.252	10:07:33.957
5	1:04.803	+0.122	10:08:38.760
6	1:05.875	+1.194	10:09:44.635
7	1:04.681		10:10:49.316

Lap	Lap Tm	Diff	Time of Day
(34) Mark Francis			
1	5:28.097	+4:23.316	10:03:52.151
2	1:17.298	+12.517	10:05:09.449
3	1:05.804	+1.023	10:06:15.253
4	1:07.863	+3.082	10:07:23.116
5	1:08.694	+3.913	10:08:31.810
6	1:29.098	+24.317	10:10:00.908
7	1:04.781		10:11:05.689

Lap	Lap Tm	Diff	Time of Day
(70) Conor May			
1	5:40.757	+4:35.301	10:04:34.246
2	1:07.339	+1.883	10:05:41.585
3	1:05.806	+0.350	10:06:47.391
4	1:05.871	+0.415	10:07:53.262
5	1:06.094	+0.638	10:08:59.356
6	1:05.456		10:10:04.812

Lap	Lap Tm	Diff	Time of Day
(44) Richard Francis			
1	6:44.712	+5:38.811	10:05:09.953
2	1:06.672	+0.771	10:06:16.625
3	1:07.736	+1.835	10:07:24.361
4	1:06.490	+0.589	10:08:30.851
5	1:05.901		10:09:36.752
6	1:06.429	+0.528	10:10:43.181

Lap	Lap Tm	Diff	Time of Day
(22) Allen Millar			
1	5:24.207	+4:15.275	10:03:47.053
2	1:17.609	+8.677	10:05:04.662
3	1:10.180	+1.248	10:06:14.842
4	1:09.812	+0.880	10:07:24.654
5	1:08.978	+0.046	10:08:33.632
6	1:09.870	+0.938	10:09:43.502
7	1:08.932		10:10:52.434

Lap	Lap Tm	Diff	Time of Day
(2) Pat Murphy			
1	4:30.298	+3:20.430	10:03:23.954
2	1:20.314	+10.446	10:04:44.268
3	1:10.575	+0.707	10:05:54.843
4	1:09.955	+0.087	10:07:04.798
5	1:10.461	+0.593	10:08:15.259
6	1:09.868		10:09:25.127
7	1:09.899	+0.031	10:10:35.026

Lap	Lap Tm	Diff	Time of Day
(43) James Thompson			
1	4:47.852	+3:37.613	10:04:02.134
2	1:23.723	+13.484	10:05:25.857
3	1:12.284	+2.045	10:06:38.141
4	1:12.993	+2.754	10:07:51.134

Results provisional until the conclusion of judicial and technical matters

Orbits

Chief Timekeeper: D.Bradfield

Clerk of the Course:

Live timing available at timing.rhwright.co.uk

www.mylaps.com

Licensed to: R.H.Wright Timing



500 MRCI March Race Meeting

Roadsports/NI Sevens/Globals

Kirkistown 500 MRCI 1.512 miles

Race 1 (R4)

25/03/2023 12:35

Race (12:00 and 1 Laps)

13	10
	25
12	69
	23
11	2
	21
10	122
	19
9	60
	17
8	11
	15
7	
	13
6	303
	11
5	259
	9
4	44
	7
3	15
	5
2	120
	3
1	93
	1

	17
	24
	43
	22
	70
	20
	7
	18
	8
	16
	14
	641
	12
	110
	10
	22
	8
	34
	6
	25
	4
	20
	2

POLE POSITION



Results provisional until the conclusion of judicial and technical matters

Orbits

Chief Timekeeper: D.Bradfield

Clerk of the Course:

Live timing available at timing.rhwright.co.uk

www.mylaps.com

Licensed to: R.H.Wright Timing

Printed: 25/03/2023 10:13:31



500 MRCI March Race Meeting

Sorted on Laps

Roadsports/NI Sevens/Globals

Kirkistown 500 MRCI 1.512 miles

Race 1 (R4)

25/03/2023 12:35

Race (12:00 and 1 Laps) started at 12:57:54

Pos	No.	Name	Make	Laps	Total Tm	Best Tm	Best Speed	In Lap	Avg. Speed
Globals									
1	11	Cameron Fenton	0.6 Global GT	11	13:41.680	1:03.272	86.026	6	72.867
2	8	Peter Drennan	0.6 Global GT	11	13:42.491	1:02.911	86.519	11	72.795
3	122	Charlie Linnane	0.6 Global GT	11	13:47.390	1:03.041	86.341	10	72.364
4	7	Richard Finlay	0.6 Global GT	11	13:47.407	1:02.931	86.492	10	72.362
5	70	Conor May	0.6 Global GT	11	13:59.283	1:04.950	83.803	4	71.339
6	43	James Thompson	0.6 Global GT	10	13:35.136	1:07.074	81.149	10	66.774
7	2	Pat Murphy	0.6 Global GT	10	13:40.320	1:08.304	79.688	6	66.352
8	10	John Murphy	0.6 Global GT	10	13:53.239	1:12.223	75.364	3	65.324
9	17	Joe Christian	0.6 Global GT	8	13:42.307	1:07.897	80.166	8	52.954
Not classified									
DNF	60	Jack Finlay	0.6 Global GT	4	4:24.879	1:04.137	84.866	3	82.196
DNF	69	Ian Cahill	0.6 Global GT	4	5:33.910	1:15.801	71.807	2	65.203
NI Sevens									
1	25	Graham Moore	1.0 GMS Honda	11	13:38.592	1:03.284	86.009	2	73.142
2	15	Paul Thompson	1.0 Striker Honda	11	13:45.112	1:03.978	85.076	6	72.564
3	34	Mark Francis	1.0 Locost Honda	11	13:47.984	1:03.623	85.551	10	72.312
4	44	Richard Francis	1.0 Locost Honda	11	13:54.548	1:04.081	84.940	4	71.743
5	22	Allen Millar	1.0 GMS Honda	10	13:41.560	1:07.849	80.223	2	66.252
6	259	Robert Knowles	1.0 Westfield Honda	10	14:12.693	1:13.290	74.267	10	63.833
Not classified									
DNF	303	Brian Crawford	1.0 MNR Honda				-	0	-
Not classified									
DNF	110	Barney Casement	2.0 Vauxhall Tigra				-	0	-
Roadsports C									
1	93	Steven Larkham	1.3 Radical PR06	11	13:16.188	58.197	93.528	4	75.200
2	20	Jim Larkham	1.3 Radical PR06	11	13:30.948	59.836	90.966	4	73.831
3	120	Michael Ward	1.3 Radical PR06	11	13:35.932	1:02.544	87.027	4	73.380
Not classified									
DNF	641	Brian Elliott	1.3 Radical Clubsport				-	0	-

Announcements

New Track Record (58.197) for Roadsports C by Steven Larkham.

Margin of Victory	Avg. Speed	Best Lap Tm	Best Speed	Best Lap by
14.760	75.200	58.197	93.528	93 - Steven Larkham

Results provisional until the conclusion of judicial and technical matters

Orbits

Chief Timekeeper: D.Bradfield

Clerk of the Course:

Live timing available at timing.rhwright.co.uk

www.mylaps.com

Licensed to: R.H.Wright Timing



500 MRCI March Race Meeting

Roadsports/NI Sevens/Globals

Kirkistown 500 MRCI 1.512 miles

Race 1 (R4)

25/03/2023 12:35

Race (12:00 and 1 Laps) started at 12:57:54

Lap	Lap Tm	Diff	Time of Day
(93) Steven Larkham			
1	1:04.638	+6.441	12:58:58.895
2	59.831	+1.634	12:59:58.526
3	59.897	+1.700	13:00:58.423
4	58.497		13:01:56.820
5	58.413	+0.216	13:02:55.033
6	59.024	+0.827	13:03:54.057
7	59.195	+0.998	13:04:53.252
8	2:12.849	+1:14.652	13:07:06.101
9	2:06.754	+1:08.557	13:09:12.855
10	58.890	+0.693	13:10:11.745
11	58.500	+0.303	13:11:10.245
(20) Jim Larkham			
1	1:03.853	+4.017	12:58:57.923
2	1:00.532	+0.696	12:59:58.455
3	1:01.121	+1.285	13:00:59.576
4	59.836		13:01:59.412
5	1:01.056	+1.220	13:03:00.468
6	1:03.525	+3.689	13:04:03.993
7	1:20.083	+20.247	13:05:24.076
8	1:48.820	+48.984	13:07:12.896
9	2:06.715	+1:06.879	13:09:19.611
10	1:03.161	+3.325	13:10:22.772
11	1:02.233	+2.397	13:11:25.005
(120) Michael Ward			
1	1:06.881	+4.337	12:59:02.362
2	1:04.166	+1.622	13:00:06.528
3	1:03.126	+0.582	13:01:09.654
4	1:02.544		13:02:12.198
5	1:03.457	+0.913	13:03:15.655
6	1:03.770	+1.226	13:04:19.425
7	1:08.216	+5.672	13:05:27.641
8	1:48.235	+45.691	13:07:15.876
9	2:07.431	+1:04.887	13:09:23.307
10	1:04.065	+1.521	13:10:27.372
11	1:02.617	+0.073	13:11:29.989
(25) Graham Moore			
1	1:05.297	+2.013	12:59:00.733
2	1:03.284		13:00:04.017
3	1:03.757	+0.473	13:01:07.774
4	1:03.610	+0.326	13:02:11.384
5	1:07.653	+4.369	13:03:19.037
6	1:03.450	+0.166	13:04:22.487
7	1:17.017	+13.733	13:05:39.504
8	1:38.008	+34.724	13:07:17.512
9	2:06.009	+1:02.725	13:09:23.521
10	1:04.960	+1.676	13:10:28.841
11	1:04.168	+0.884	13:11:32.649
(11) Cameron Fenton			
1	1:06.788	+3.516	12:59:04.359
2	1:03.825	+0.553	13:00:08.184
3	1:03.936	+0.664	13:01:12.120
4	1:03.504	+0.232	13:02:15.624
5	1:04.684	+1.412	13:03:20.308
6	1:03.272		13:04:23.580
7	1:17.375	+14.103	13:05:40.955
8	1:37.786	+34.514	13:07:18.741
9	2:10.229	+1:06.957	13:09:28.970
10	1:03.459	+0.187	13:10:32.429
11	1:03.308	+0.036	13:11:35.737
(8) Peter Drennan			
1	1:07.040	+4.129	12:59:04.874
2	1:04.251	+1.340	13:00:09.125
3	1:03.766	+0.855	13:01:12.891
4	1:04.081	+1.170	13:02:16.972
5	1:03.907	+0.996	13:03:20.879
6	1:03.275	+0.364	13:04:24.154
7	1:17.095	+14.184	13:05:41.249

Lap	Lap Tm	Diff	Time of Day
8	1:37.886	+34.975	13:07:19.135
9	2:10.895	+1:07.984	13:09:30.030
10	1:03.607	+0.696	13:10:33.637
11	1:02.911		13:11:36.548
(15) Paul Thompson			
1	1:05.936	+1.958	12:59:01.588
2	1:06.231	+2.253	13:00:07.819
3	1:04.663	+0.685	13:01:12.482
4	1:04.783	+0.805	13:02:17.265
5	1:05.289	+1.311	13:03:22.554
6	1:03.978		13:04:26.532
7	1:15.205	+11.227	13:05:41.737
8	1:38.369	+34.391	13:07:20.106
9	2:10.716	+1:06.738	13:09:30.822
10	1:04.108	+0.130	13:10:34.930
11	1:04.239	+0.261	13:11:39.169
(122) Charlie Linnane			
1	1:07.121	+4.080	12:59:06.595
2	1:04.199	+1.158	13:00:10.794
3	1:04.029	+0.988	13:01:14.823
4	1:03.969	+0.928	13:02:18.792
5	1:04.754	+1.713	13:03:23.546
6	1:04.649	+1.608	13:04:28.195
7	1:16.575	+13.534	13:05:44.770
8	1:38.404	+35.363	13:07:23.174
9	2:10.686	+1:07.645	13:09:33.860
10	1:03.041		13:10:36.901
11	1:04.546	+1.505	13:11:41.447
(7) Richard Finlay			
1	1:06.720	+3.789	12:59:05.926
2	1:05.012	+2.081	13:00:10.938
3	1:04.147	+1.216	13:01:15.085
4	1:04.406	+1.475	13:02:19.491
5	1:04.270	+1.339	13:03:23.761
6	1:04.429	+1.498	13:04:28.190
7	1:15.951	+13.020	13:05:44.141
8	1:38.309	+35.378	13:07:22.450
9	2:10.994	+1:08.063	13:09:33.444
10	1:02.931		13:10:36.375
11	1:05.089	+2.158	13:11:41.464
(34) Mark Francis			
1	1:08.408	+4.785	12:59:04.629
2	1:04.895	+1.272	13:00:09.524
3	1:04.242	+0.619	13:01:13.766
4	1:03.950	+0.327	13:02:17.716
5	1:05.438	+1.815	13:03:23.154
6	1:04.396	+0.773	13:04:27.550
7	1:15.729	+12.106	13:05:43.279
8	1:38.177	+34.554	13:07:21.456
9	2:11.241	+1:07.618	13:09:32.697
10	1:03.623		13:10:36.320
11	1:05.721	+2.098	13:11:42.041
(44) Richard Francis			
1	1:08.902	+4.821	12:59:05.247
2	1:04.658	+0.577	13:00:09.905
3	1:04.155	+0.074	13:01:14.060
4	1:04.081		13:02:18.141
5	1:05.236	+1.155	13:03:23.377
6	1:04.100	+0.019	13:04:27.477
7	1:14.905	+10.824	13:05:42.382
8	1:38.311	+34.230	13:07:20.693
9	2:10.814	+1:06.733	13:09:31.507
10	1:06.359	+2.278	13:10:37.866
11	1:10.739	+6.658	13:11:48.605
(70) Conor May			
1	1:08.077	+3.127	12:59:08.530
2	1:05.797	+0.847	13:00:14.327
3	1:05.215	+0.265	13:01:19.542

Lap	Lap Tm	Diff	Time of Day
4	1:04.950		13:02:24.492
5	1:05.683	+0.733	13:03:30.175
6	1:07.201	+2.251	13:04:37.376
7	1:19.957	+15.007	13:05:57.333
8	1:29.267	+24.317	13:07:26.600
9	2:11.663	+1:06.713	13:09:38.263
10	1:06.917	+1.967	13:10:45.180
11	1:08.160	+3.210	13:11:53.340
(43) James Thompson			
1	1:10.119	+3.045	12:59:11.475
2	1:09.043	+1.969	13:00:20.518
3	1:08.158	+1.084	13:01:28.676
4	1:08.397	+1.323	13:02:37.073
5	1:07.898	+0.824	13:03:44.971
6	1:09.177	+2.103	13:04:54.148
7	2:12.768	+1:05.694	13:07:06.916
8	2:07.801	+1:00.727	13:09:14.717
9	1:07.402	+0.328	13:10:22.119
10	1:07.074		13:11:29.193
(2) Pat Murphy			
1	1:09.974	+1.670	12:59:10.531
2	1:08.507	+0.203	13:00:19.038
3	1:09.474	+1.170	13:01:28.512
4	1:09.142	+0.838	13:02:37.654
5	1:08.518	+0.214	13:03:46.172
6	1:08.304		13:04:54.476
7	2:12.960	+1:04.656	13:07:07.436
8	2:08.632	+1:00.328	13:09:16.068
9	1:08.597	+0.293	13:10:24.665
10	1:09.712	+1.408	13:11:34.377
(22) Allen Millar			
1	1:12.651	+4.782	12:59:09.904
2	1:07.849		13:00:17.753
3	1:08.415	+0.566	13:01:26.168
4	1:08.123	+0.274	13:02:34.291
5	1:09.615	+1.766	13:03:43.906
6	1:11.139	+3.290	13:04:55.045
7	2:13.956	+1:06.107	13:07:09.001
8	2:08.028	+1:00.179	13:09:17.029
9	1:09.220	+0.371	13:10:26.249
10	1:09.368	+1.519	13:11:35.617
(10) John Murphy			
1	1:13.675	+1.452	12:59:16.818
2	1:13.031	+0.808	13:00:29.849
3	1:12.223		13:01:42.072
4	1:12.695	+0.472	13:02:54.767
5	1:12.946	+0.723	13:04:07.713
6	1:19.264	+7.041	13:05:26.977
7	1:48.040	+35.817	13:07:15.017
8	2:06.462	+54.239	13:09:21.479
9	1:13.142	+0.919	13:10:34.621
10	1:12.675	+0.482	13:11:47.296
(259) Robert Knowles			
1	1:22.311	+9.021	12:59:20.477
2	1:14.748	+1.458	13:00:35.225
3	1:14.376	+1.086	13:01:49.601
4	1:14.469	+1.179	13:03:04.070
5	1:15.957	+2.667	13:04:20.027
6	1:28.929	+15.639	13:05:48.956
7	1:36.022	+22.732	13:07:24.978
8	2:12.672	+59.382	13:09:37.650
9	1:15.810	+2.520	13:10:53.460
10	1:13.290		13:12:06.750
(17) Joe Christian			
1	1:09.563	+1.666	12:59:12.416
2	4:45.982	+3:38.085	13:03:58.398
p3	2.604	-1:05.293	13:04:01.002
4	1:21.840	+13.943	13:05:22.842



500 MRCI March Race Meeting


Roadsports/NI Sevens/Globals

Kirkistown 500 MRCI 1.512 miles

Race 1 (R4)

25/03/2023 12:35

Race (12:00 and 1 Laps) started at 12:57:54



Lap	Lap Tm	Diff	Time of Day
5	1:46.910	+39.013	13:07:09.752
6	2:08.659	+1:00.762	13:09:18.411
7	1:10.056	+2.159	13:10:28.467
8	1:07.897		13:11:36.364

(60) Jack Finlay

Lap	Lap Tm	Diff	Time of Day
1	1:06.757	+2.620	12:59:05.594
2	1:04.669	+0.532	13:00:10.263
3	1:04.137		13:01:14.400
4	1:04.536	+0.399	13:02:18.936

(69) Ian Cahill

Lap	Lap Tm	Diff	Time of Day
1	1:19.856	+4.055	12:59:22.683
2	1:15.801		13:00:38.484
3	1:18.048	+2.247	13:01:56.532
4	1:31.435	+15.634	13:03:27.967

Lap Lap Tm Diff Time of Day

Lap Lap Tm Diff Time of Day

Results provisional until the conclusion of judicial and technical matters

Orbits

Chief Timekeeper: D.Bradfield

Clerk of the Course:

Live timing available at timing.rhwright.co.uk

www.mylaps.com

Licensed to: R.H.Wright Timing



500 MRCI March Race Meeting

Roadsports/NI Sevens/Globals

Kirkistown 500 MRCI 1.512 miles

Race 2 (R12)


25/03/2023 16:20

Race (12:00 and 1 Laps)

13	10
	25
12	69
	23
11	2
	21
10	122
	19
9	60
	17
8	8
	15
7	
	13
6	303
	11
5	259
	9
4	44
	7
3	15
	5
2	120
	3
1	93
	1

POLE POSITION

	17
	24
	43
	22
	70
	20
	7
	18
	11
	16
	14
	641
	12
	110
	10
	22
	8
	34
	6
	25
	4
	20
	2



Results provisional until the conclusion of judicial and technical matters

Orbits

Chief Timekeeper: D.Bradfield

Clerk of the Course:

Live timing available at timing.rhwright.co.uk

www.mylaps.com

Licensed to: R.H.Wright Timing

Printed: 25/03/2023 10:16:43



500 MRCI March Race Meeting

Sorted on Laps

Roadsports/NI Sevens/Globals

Kirkistown 500 MRCI 1.512 miles

Race 2 (R12)

25/03/2023 16:20

Race (12:00 and 1 Laps) started at 16:14:35

Pos	No.	Name	Make	Laps	Total Tm	Best Tm	Best Speed	In Lap	Avg. Speed
Globals									
1	60	Jack Finlay	0.6 Global GT	12	13:23.091	1:02.988	86.414	11	81.331
2	8	Peter Drennan	0.6 Global GT	12	13:23.215	1:03.577	85.613	11	81.319
3	7	Richard Finlay	0.6 Global GT	12	13:26.766	1:03.650	85.515	2	80.961
4	43	James Thompson	0.6 Global GT	12	13:32.941	1:03.730	85.408	7	80.346
5	122	Charlie Linnane	0.6 Global GT	12	13:39.465	1:03.757	85.371	2	79.706
6	70	Conor May	0.6 Global GT	12	13:51.069	1:04.649	84.193	2	78.593
7	2	Pat Murphy	0.6 Global GT	11	13:16.386	1:08.213	79.794	8	75.181
8	101	John Murphy	0.6 Global GT	11	13:56.059	1:09.011	78.872	10	71.614
9	69	Ian Cahill	0.6 Global GT	10	13:40.671	1:15.828	71.781	9	66.324
Not classified									
DNF	11	Cameron Fenton	0.6 Global GT	7	8:01.952	1:03.561	85.635	2	79.056
DNF	17	Joe Christian	0.6 Global GT	1	1:43.845	1:12.512	75.064	1	52.415
DNF	10	John Murphy	0.6 Global GT					0	
NI Sevens									
1	25	Graham Moore	1.0 GMS Honda	13	13:56.111	1:03.173	86.161	11	84.629
2	15	Paul Thompson	1.0 Striker Honda	13	14:03.657	1:03.989	85.062	4	83.872
3	44	Richard Francis	1.0 Locost Honda	13	14:03.971	1:03.700	85.448	13	83.841
4	34	Mark Francis	1.0 Locost Honda	12	13:05.558	1:04.124	84.883	7	83.146
5	22	Allen Millar	1.0 GMS Honda	12	14:02.053	1:08.086	79.943	12	77.568
6	259	Robert Knowles	1.0 Westfield Honda	10	13:11.691	1:15.553	72.042	6	68.752
Not classified									
DNF	110	Barney Casement	2.0 Vauxhall Tigra					0	
Roadsports C									
1	93	Steven Larkham	1.3 Radical PR06	13	13:01.425	58.755	92.639	12	90.552
2	120	Michael Ward	1.3 Radical PR06	13	13:52.664	1:02.397	87.232	3	84.979
3	20	Jim Larkham	1.3 Radical PR06	13	13:52.974	59.731	91.126	2	84.948

Margin of Victory	Avg. Speed	Best Lap Tm	Best Speed	Best Lap by
51.239	90.552	58.755	92.639	93 - Steven Larkham

Results provisional until the conclusion of judicial and technical matters

Orbits

Chief Timekeeper: D.Bradfield

Clerk of the Course:

Live timing available at timing.rhwright.co.uk

www.mylaps.com

Licensed to: R.H.Wright Timing

Printed: 25/03/2023 16:29:19



500 MRCI March Race Meeting

Roadsports/NI Sevens/Globals

Kirkistown 500 MRCI 1.512 miles

Race 2 (R12)

25/03/2023 16:20

Race (12:00 and 1 Laps) started at 16:14:35

Lap	Lap Tm	Diff	Time of Day
6	1:11.207	+2.196	16:22:33.007
7	1:13.957	+4.946	16:23:46.964
8	1:12.544	+3.533	16:24:59.508
9	1:11.566	+2.555	16:26:11.074
10	1:09.011		16:27:20.085
11	1:11.259	+2.248	16:28:31.344

(259) Robert Knowles

1	1:18.051	+2.498	16:16:56.812
2	1:15.647	+0.094	16:17:12.259
3	1:19.123	+3.570	16:18:31.382
4	1:22.293	+6.740	16:19:53.675
5	1:19.807	+4.254	16:21:13.482
6	1:15.553		16:22:29.035
7	1:18.987	+3.434	16:23:48.022
8	1:20.646	+5.093	16:25:08.668
9	1:20.151	+4.598	16:26:28.819
10	1:18.157	+2.604	16:27:46.976

(69) Ian Cahill

1	1:20.677	+4.849	16:16:28.251
2	1:20.605	+4.777	16:17:48.856
3	1:25.158	+9.330	16:19:14.014
4	1:18.461	+2.633	16:20:32.475
5	1:18.577	+2.749	16:21:51.052
6	1:17.551	+1.723	16:23:08.603
7	1:16.196	+0.368	16:24:24.799
8	1:18.105	+2.277	16:25:42.904
9	1:15.828		16:26:58.732
10	1:17.224	+1.396	16:28:15.956

(11) Cameron Fenton

1	1:07.196	+3.635	16:16:12.495
2	1:03.561		16:17:16.056
3	1:04.885	+1.324	16:18:20.941
4	1:04.411	+0.850	16:19:25.352
5	1:03.957	+0.396	16:20:29.309
6	1:04.191	+0.630	16:21:33.500
7	1:03.737	+0.176	16:22:37.237

(17) Joe Christian

1	1:12.512		16:16:19.130
---	----------	--	--------------

Lap	Lap Tm	Diff	Time of Day
-----	--------	------	-------------

Lap	Lap Tm	Diff	Time of Day
-----	--------	------	-------------

Results provisional until the conclusion of judicial and technical matters

Orbits

Chief Timekeeper: D.Bradfield

Clerk of the Course:

Live timing available at timing.rhwright.co.uk

www.mylaps.com

Licensed to: R.H.Wright Timing

Printed: 26/03/2023 17:10:40

Page 2/2