



R.H.Wright Timing

500 MRCI Spring Race Meeting

Sorted on best lap time

Libre Saloons/GT

Kirkistown 500 MRCI 1.512 miles

Qualifying (Q3)

27/05/2023 09:40

Qualifying started at 9:42:54

Pos	No.	Name	Make	Best Tm	Diff	In Lap	Best Speed	2nd Best	2nd Lap
1	777	Adrian McNally	2.0 SEAT Leon	1:03.732		7	85.405	1:04.922	6
2	34	David McMinn	1.9 SEAT Ibiza	1:06.122	2.390	5	82.318	1:06.397	7
3	31	Keith Wray	3.0 BMW 330i	1:09.471	5.739	6	78.350	1:09.502	7
4	2	Greer Wray	3.0 BMW 220i	1:10.138	6.406	6	77.604	1:10.143	5
5	5	Pete Murray	3.0 BMW 330i	1:13.838	10.106	4	73.716	1:14.006	5
6	89	Patrick Corbett	2.0 Honda Civic	2:26.627	2.895	1	37.122	4:36.005	2
7	142	Paul Parr	2.0 SEAT Leon			0	-		0
8	212	Gareth Blaine	2.0 SEAT Leon			0	-		0

Announcements

Cars 142, 212 and 89 – Please fit a working transponder as per MSUK Reg Q12.8.1

Results provisional until the conclusion of judicial and technical matters

Orbits

Chief Timekeeper: D.Bradfield

Clerk of the Course: Chris Edwards

Live timing available at timing.rhwright.co.uk

www.mylaps.com

Licensed to: R.H.Wright Timing

Printed: 27/05/2023 10:04:24



500 MRCI Spring Race Meeting

Libre Saloons/GT

Kirkistown 500 MRCI 1.512 miles

Qualifying (Q3)

27/05/2023 09:40

Qualifying started at 9:42:54

Lap	Lap Tm	Diff	Time of Day
(777) Adrian McNally			
1	1:09.410	+5.678	9:45:45.337
2	1:06.895	+3.163	9:46:52.232
3	1:07.720	+3.988	9:47:59.952
4	1:06.674	+2.942	9:49:06.626
5	1:06.195	+2.463	9:50:12.821
6	1:04.922	+1.190	9:51:17.743
7	1:03.732		9:52:21.475
8	1:06.516	+2.784	9:53:27.991
(34) David McMinn			
1	1:11.266	+5.144	9:45:30.097
2	1:08.967	+2.845	9:46:39.064
3	1:07.112	+0.990	9:47:46.176
4	1:06.922	+0.800	9:48:53.098
5	1:06.122		9:49:59.220
6	1:06.560	+0.438	9:51:05.780
7	1:06.397	+0.275	9:52:12.177
8	1:06.445	+0.323	9:53:18.622
(31) Keith Wray			
1	1:14.071	+4.600	9:46:01.990
2	1:11.649	+2.178	9:47:13.639
3	1:10.826	+1.355	9:48:24.465
4	1:10.370	+0.899	9:49:34.835
5	1:10.751	+1.280	9:50:45.586
6	1:09.471		9:51:55.057
7	1:09.502	+0.031	9:53:04.559
(2) Greer Wray			
1	1:15.021	+4.883	9:46:03.854
2	1:11.853	+1.715	9:47:15.707
3	1:10.610	+0.472	9:48:26.317
4	1:10.959	+0.821	9:49:37.276
5	1:10.143	+0.005	9:50:47.419
6	1:10.138		9:51:57.557
(5) Pete Murray			
1	1:15.226	+1.388	9:46:00.069
2	1:16.644	+2.806	9:47:16.713
3	1:14.557	+0.719	9:48:31.270
4	1:13.838		9:49:45.108
5	1:14.006	+0.168	9:50:59.114
(89) Patrick Corbett			
1	2:26.627		9:47:16.255
2	4:36.005	+2:09.378	9:51:52.260

Lap Lap Tm Diff Time of Day

Lap Lap Tm Diff Time of Day

Results provisional until the conclusion of judicial and technical matters

Orbits

Chief Timekeeper: D.Bradfield

Clerk of the Course: Chris Edwards

Live timing available at timing.rhwright.co.uk

www.mylaps.com

Printed: 28/05/2023 11:38:21

Licensed to: R.H.Wright Timing



R.H.Wright Timing

500 MRCI Spring Race Meeting


Libre Saloons/GT

Kirkistown 500 MRCI 1.512 miles

Race 1 (R4)

27/05/2023 12:25


Race (12:00 and 1 Laps)



5	47
	9
4	142
	7
3	5
	5
2	31
	3
1	777
	1

212
8
89
6
2
4
34
2

POLE POSITION



Results provisional until the conclusion of judicial and technical matters

Orbits

Chief Timekeeper: D.Bradfield


Clerk of the Course: Chris Edwards

Live timing available at timing.rhwright.co.uk

www.mylaps.com

Licensed to: R.H.Wright Timing

Printed: 27/05/2023 11:48:09





R.H.Wright Timing

500 MRCI Spring Race Meeting

Sorted on Laps

Libre Saloons/GT

Kirkistown 500 MRCI 1.512 miles

Race 1 (R4)

27/05/2023 12:25

Race (12:00 and 1 Laps) started at 12:16:15

Pos	No.	Name	Make	Laps	Total Tm	Best Tm	Best Speed	In Lap	Avg. Speed
GT									
1	47	Clive Brandon	Lotus Europa 62 GTR	12	14:16.255	1:09.095	78.776	3	76.281
Libre Saloons									
1	142	Paul Parr	2.0 SEAT Leon	13	13:46.647	1:01.961	87.846	8	85.598
2	212	Gareth Blaine	2.0 SEAT Leon	13	14:02.621	1:02.974	86.433	8	83.975
3	777	Adrian McNally	2.0 SEAT Leon	13	14:02.968	1:03.091	86.273	10	83.941
4	34	David McMinn	1.9 SEAT Ibiza	13	14:36.796	1:06.131	82.307	9	80.702
5	89	Patrick Corbett	2.0 Honda Civic	13	14:42.491	1:05.739	82.797	7	80.181
6	2	Greer Wray	3.0 BMW 220i	12	14:19.370	1:10.234	77.498	11	76.005
7	31	Keith Wray	3.0 BMW 330i	12	14:26.235	1:10.179	77.559	11	75.402
8	5	Pete Murray	3.0 BMW 330i	11	14:24.508	1:14.065	73.490	11	69.257

Announcements

Cars 89 and 142 - No transponder times recorded (Q12.8.1)

Margin of Victory	Avg. Speed	Best Lap Tm	Best Speed	Best Lap by
15.974	85.598	1:01.961	87.846	142 - Paul Parr

Results provisional until the conclusion of judicial and technical matters

Orbits

Chief Timekeeper: D.Bradfield

Clerk of the Course: Chris Edwards

Live timing available at timing.rhwright.co.uk

www.mylaps.com

Licensed to: R.H.Wright Timing

Printed: 27/05/2023 12:34:10



500 MRCI Spring Race Meeting


Libre Saloons/GT

Kirkistown 500 MRCI 1.512 miles

Race 1 (R4)

27/05/2023 12:25

Race (12:00 and 1 Laps) started at 12:16:15



Lap	Lap Tm	Diff	Time of Day
(142) Paul Parr			
1	1:08.585	+6.624	12:17:28.112
2	1:03.748	+1.787	12:18:31.860
3	1:02.864	+0.903	12:19:34.724
4	1:02.320	+0.359	12:20:37.044
5	1:02.776	+0.815	12:21:39.820
6	1:02.732	+0.771	12:22:42.552
7	1:02.061	+0.100	12:23:44.613
8	1:01.961		12:24:46.574
9	1:02.974	+1.013	12:25:49.548
10	1:03.699	+1.738	12:26:53.247
11	1:03.418	+1.457	12:27:56.665
12	1:02.297	+0.336	12:28:58.962
13	1:02.938	+0.977	12:30:01.900
(212) Gareth Blaine			
1	1:11.313	+8.339	12:17:31.017
2	1:04.224	+1.250	12:18:35.241
3	1:04.122	+1.148	12:19:39.363
4	1:03.527	+0.553	12:20:42.890
5	1:03.342	+0.368	12:21:46.232
6	1:03.781	+0.807	12:22:50.013
7	1:04.292	+1.318	12:23:54.305
8	1:02.974		12:24:57.279
9	1:03.414	+0.440	12:26:00.693
10	1:03.519	+0.545	12:27:04.212
11	1:03.765	+0.791	12:28:07.977
12	1:05.462	+2.488	12:29:13.439
13	1:04.435	+1.461	12:30:17.874
(777) Adrian McNally			
1	1:09.941	+6.850	12:17:27.425
2	1:05.852	+2.761	12:18:33.277
3	1:03.980	+0.889	12:19:37.257
4	1:07.402	+4.311	12:20:44.659
5	1:04.142	+1.051	12:21:48.801
6	1:03.393	+0.302	12:22:52.194
7	1:03.463	+0.372	12:23:55.657
8	1:03.266	+0.175	12:24:58.923
9	1:03.210	+0.119	12:26:02.133
10	1:03.091		12:27:05.224
11	1:03.559	+0.468	12:28:08.783
12	1:05.457	+2.366	12:29:14.240
13	1:03.981	+0.890	12:30:18.221
(34) David McMinn			
1	1:12.289	+6.158	12:17:29.604
2	1:07.707	+1.576	12:18:37.311
3	1:06.369	+0.238	12:19:43.680
4	1:07.475	+1.344	12:20:51.155
5	1:06.433	+0.302	12:21:57.588
6	1:06.644	+0.513	12:23:04.232
7	1:06.852	+0.721	12:24:11.084
8	1:06.962	+0.831	12:25:18.046
9	1:06.131		12:26:24.177
10	1:06.914	+0.783	12:27:31.091
11	1:06.839	+0.708	12:28:37.930
12	1:06.735	+0.604	12:29:44.665
13	1:07.384	+1.253	12:30:52.049
(89) Patrick Corbett			
1	1:11.795	+6.056	12:17:31.321
2	1:06.570	+0.831	12:18:37.891
3	1:06.950	+1.211	12:19:44.841
4	1:06.467	+0.728	12:20:51.308
5	1:07.393	+1.654	12:21:58.701
6	1:07.179	+1.440	12:23:05.880
7	1:05.739		12:24:11.619
8	1:08.078	+2.339	12:25:19.697
9	1:08.188	+2.449	12:26:27.885
10	1:06.106	+0.367	12:27:33.991
11	1:07.236	+1.497	12:28:41.227
12	1:08.115	+2.376	12:29:49.342

Lap	Lap Tm	Diff	Time of Day
13	1:08.402	+2.663	12:30:57.744
(47) Clive Brandon			
1	1:16.536	+7.441	12:17:36.935
2	1:10.169	+1.074	12:18:47.104
3	1:09.095		12:19:56.199
4	1:09.569	+0.474	12:21:05.768
5	1:09.276	+0.181	12:22:15.044
6	1:09.994	+0.899	12:23:25.038
7	1:10.877	+1.782	12:24:35.915
8	1:10.188	+1.093	12:25:46.103
9	1:10.980	+1.885	12:26:57.083
10	1:09.796	+0.701	12:28:06.879
11	1:11.660	+2.565	12:29:18.539
12	1:12.969	+3.874	12:30:31.508
(2) Greer Wray			
1	1:17.583	+7.349	12:17:35.460
2	1:11.846	+1.612	12:18:47.306
3	1:11.863	+1.629	12:19:59.169
4	1:10.536	+0.302	12:21:09.705
5	1:10.836	+0.602	12:22:20.541
6	1:10.405	+0.171	12:23:30.946
7	1:10.526	+0.292	12:24:41.472
8	1:10.247	+0.013	12:25:51.719
9	1:10.448	+0.214	12:27:02.167
10	1:11.904	+1.670	12:28:14.071
11	1:10.234		12:29:24.305
12	1:10.318	+0.084	12:30:34.623
(31) Keith Wray			
1	1:18.342	+8.163	12:17:36.994
2	1:12.693	+2.514	12:18:49.687
3	1:11.970	+1.791	12:20:01.657
4	1:12.109	+1.930	12:21:13.766
5	1:10.773	+0.594	12:22:24.539
6	1:11.085	+0.906	12:23:35.624
7	1:10.426	+0.247	12:24:46.050
8	1:11.453	+1.274	12:25:57.503
9	1:12.466	+2.287	12:27:09.969
10	1:10.741	+0.562	12:28:20.710
11	1:10.179		12:29:30.889
12	1:10.599	+0.420	12:30:41.488
(5) Pete Murray			
1	1:23.232	+9.167	12:17:42.760
2	1:15.595	+1.530	12:18:58.355
3	1:14.671	+0.606	12:20:13.026
4	1:16.900	+2.835	12:21:29.926
5	1:18.381	+4.316	12:22:48.307
6	1:19.630	+5.565	12:24:07.937
7	1:19.625	+5.560	12:25:27.562
8	1:18.277	+4.212	12:26:45.839
9	1:19.078	+5.013	12:28:04.917
10	1:20.779	+6.714	12:29:25.696
11	1:14.065		12:30:39.761

Results provisional until the conclusion of judicial and technical matters

Orbits

Chief Timekeeper: D.Bradfield

Clerk of the Course: Chris Edwards

Live timing available at timing.rhwright.co.uk

www.mylaps.com

Licensed to: R.H.Wright Timing





R.H.Wright Timing

500 MRCI Spring Race Meeting


Libre Saloons/GT

Kirkistown 500 MRCI 1.512 miles

Race 2 (R13)

27/05/2023 16:35

Race (12:00 and 1 Laps)



5	47
	9
4	142
	7
3	5
	5
2	31
	3
1	777
	1

212
8
89
6
2
4
34
2

POLE POSITION



Results provisional until the conclusion of judicial and technical matters

Orbits

Chief Timekeeper: D.Bradfield

Clerk of the Course: Chris Edwards

Live timing available at timing.rhwright.co.uk

www.mylaps.com

Licensed to: R.H.Wright Timing

Printed: 27/05/2023 15:18:42





500 MRCI Spring Race Meeting

Sorted on Laps

Libre Saloons/GT

Kirkistown 500 MRCI 1.512 miles

Race 2 (R13)

27/05/2023 16:35

Race (12:00 and 1 Laps) started at 16:10:27

Pos	No.	Name	Make	Laps	Total Tm	Best Tm	Best Speed	In Lap	Avg. Speed
Not classified									
DNS	47	Clive Brandon	Lotus Europa 62 GTR					0	
Libre Saloons									
1	142	Paul Parr	2.0 SEAT Leon	13	13:55.994	1:02.161	87.563	7	84.641
2	212	Gareth Blaine	2.0 SEAT Leon	13	14:13.544	1:03.355	85.913	9	82.901
3	34	David McMinn	1.9 SEAT Ibiza	13	14:48.292	1:06.802	81.480	6	79.658
4	89	Patrick Corbett	2.0 Honda Civic	13	14:57.888	1:06.713	81.589	5	78.806
5	2	Greer Wray	3.0 BMW 220i	12	14:22.083	1:09.794	77.987	12	75.766
6	31	Keith Wray	3.0 BMW 330i	12	14:40.412	1:11.058	76.600	5	74.188
7	5	Pete Murray	3.0 BMW 330i	11	14:09.743	1:12.736	74.833	2	70.460
Not classified									
DNF	777	Adrian McNally	2.0 SEAT Leon	11	12:03.653	1:03.082	86.285	9	82.737

Margin of Victory

Avg. Speed

Best Lap Tm

Best Speed

Best Lap by

17.550

84.641

1:02.161

87.563

142 - Paul Parr

Results provisional until the conclusion of judicial and technical matters

Orbits

Chief Timekeeper: D.Bradfield

Clerk of the Course: Chris Edwards

Live timing available at timing.rhwright.co.uk

www.mylaps.com

Printed: 27/05/2023 16:26:08

Licensed to: R.H.Wright Timing



500 MRCI Spring Race Meeting


Libre Saloons/GT

Kirkistown 500 MRCI 1.512 miles

Race 2 (R13)

27/05/2023 16:35

Race (12:00 and 1 Laps) started at 16:10:27



Lap	Lap Tm	Diff	Time of Day
(142) Paul Parr			
1	1:10.460	+8.299	16:11:45.631
2	1:04.667	+2.506	16:12:50.298
3	1:03.104	+0.943	16:13:53.402
4	1:02.851	+0.690	16:14:56.253
5	1:02.466	+0.305	16:15:58.719
6	1:02.401	+0.240	16:17:01.120
7	1:02.161		16:18:03.281
8	1:02.349	+0.188	16:19:05.630
9	1:02.317	+0.156	16:20:07.947
10	1:02.395	+0.234	16:21:10.342
11	1:02.630	+0.469	16:22:12.972
12	1:03.389	+1.228	16:23:16.361
13	1:06.753	+4.592	16:24:23.114

Lap	Lap Tm	Diff	Time of Day
(212) Gareth Blaine			
1	1:10.699	+7.344	16:11:46.172
2	1:05.692	+2.337	16:12:51.864
3	1:04.459	+1.104	16:13:56.323
4	1:05.243	+1.888	16:15:01.566
5	1:03.736	+0.381	16:16:05.302
6	1:04.362	+1.007	16:17:09.664
7	1:04.029	+0.674	16:18:13.693
8	1:04.022	+0.667	16:19:17.715
9	1:03.355		16:20:21.070
10	1:04.725	+1.370	16:21:25.795
11	1:04.007	+0.652	16:22:29.802
12	1:04.588	+1.233	16:23:34.390
13	1:06.274	+2.919	16:24:40.664

Lap	Lap Tm	Diff	Time of Day
(34) David McMinn			
1	1:12.326	+5.524	16:11:45.785
2	1:08.868	+2.066	16:12:54.653
3	1:07.706	+0.904	16:14:02.359
4	1:07.200	+0.398	16:15:09.559
5	1:06.930	+0.128	16:16:16.489
6	1:06.802		16:17:23.291
7	1:07.254	+0.452	16:18:30.545
8	1:07.048	+0.246	16:19:37.593
9	1:07.068	+0.266	16:20:44.661
10	1:07.095	+0.293	16:21:51.756
11	1:07.454	+0.652	16:22:59.210
12	1:08.475	+1.673	16:24:07.685
13	1:07.727	+0.925	16:25:15.412

Lap	Lap Tm	Diff	Time of Day
(89) Patrick Corbett			
1	1:14.151	+7.438	16:11:49.172
2	1:08.525	+1.812	16:12:57.697
3	1:08.414	+1.701	16:14:06.111
4	1:07.222	+0.509	16:15:13.333
5	1:06.713		16:16:20.046
6	1:08.060	+1.347	16:17:28.106
7	1:07.763	+1.050	16:18:35.869
8	1:08.579	+1.866	16:19:44.448
9	1:08.947	+2.234	16:20:53.395
10	1:08.594	+1.881	16:22:01.989
11	1:06.935	+0.222	16:23:08.924
12	1:06.800	+0.087	16:24:15.724
13	1:09.284	+2.571	16:25:25.008

Lap	Lap Tm	Diff	Time of Day
(2) Greer Wray			
1	1:17.207	+7.413	16:11:51.260
2	1:11.888	+2.094	16:13:03.148
3	1:11.352	+1.558	16:14:14.500
4	1:10.903	+1.109	16:15:25.403
5	1:10.720	+0.926	16:16:36.123
6	1:10.979	+1.185	16:17:47.102
7	1:10.483	+0.689	16:18:57.585
8	1:10.708	+0.914	16:20:08.293
9	1:09.936	+0.142	16:21:18.229
10	1:09.988	+0.194	16:22:28.217
11	1:11.192	+1.398	16:23:39.409
12	1:09.794		16:24:49.203

Lap	Lap Tm	Diff	Time of Day
(31) Keith Wray			
1	1:21.358	+10.300	16:11:56.043
2	1:11.924	+0.866	16:13:07.967
3	1:12.480	+1.422	16:14:20.447
4	1:11.471	+0.413	16:15:31.918
5	1:11.058		16:16:42.976
6	1:11.542	+0.484	16:17:54.518
7	1:11.575	+0.517	16:19:06.093
8	1:11.374	+0.316	16:20:17.467
9	1:15.265	+4.207	16:21:32.732
10	1:11.982	+0.924	16:22:44.714
11	1:11.305	+0.247	16:23:56.019
12	1:11.513	+0.455	16:25:07.532

Lap	Lap Tm	Diff	Time of Day
(5) Pete Murray			
1	1:21.114	+8.378	16:11:56.778
2	1:12.736		16:13:09.514
3	1:14.536	+1.800	16:14:24.050
4	1:15.374	+2.638	16:15:39.424
5	1:15.377	+2.641	16:16:54.801
6	1:15.385	+2.649	16:18:10.186
7	1:17.606	+4.870	16:19:27.792
8	1:18.569	+5.833	16:20:46.361
9	1:15.490	+2.754	16:22:01.851
10	1:18.191	+5.455	16:23:20.042
11	1:16.821	+4.085	16:24:36.863

Lap	Lap Tm	Diff	Time of Day
(777) Adrian McNally			
1	1:11.411	+8.329	16:11:44.906
2	1:05.717	+2.635	16:12:50.623
3	1:05.096	+2.014	16:13:55.719
4	1:06.011	+2.929	16:15:01.730
5	1:04.746	+1.664	16:16:06.476
6	1:04.690	+1.608	16:17:11.166
7	1:04.153	+1.071	16:18:15.319
8	1:03.970	+0.888	16:19:19.289
9	1:03.082		16:20:22.371
10	1:03.882	+0.800	16:21:26.253
11	1:04.520	+1.438	16:22:30.773

Results provisional until the conclusion of judicial and technical matters

Orbits

Chief Timekeeper: D.Bradfield

Clerk of the Course: Chris Edwards

Live timing available at timing.rhwright.co.uk

www.mylaps.com

Licensed to: R.H.Wright Timing

