



500 MRCI Spring Kart Meeting

Sorted on best lap time

Superkarts

Kirkistown 500 MRCI 1.512 miles

Qualifying (Q4)

27/05/2023 10:00

Qualifying started at 9:56:01

Pos	No.	Name	Make	Best Tm	Diff	In Lap	Best Speed	2nd Best	2nd Lap
125 Superkart									
1	99	Stuart Coey	Anderson TM	1:02.301		6	87.366	1:02.378	5
2	17	Scott Greenaway	Anderson TM	1:02.867	0.566	3	86.580	1:02.899	4
3	19	Philip Mills	Anderson TM	1:03.999	1.698	3	85.049	1:04.563	5
4	51	Geoffrey Simms	F1 Superkart TM	1:04.320	2.019	2	84.624	1:05.325	4
5	25	Noel Lindsay	F1 Superkart TM	1:05.049	2.748	4	83.676	1:05.310	3
6	86	Eoin Ryan	Anderson TM	1:17.049	14.748	4	70.644	1:19.433	3
7	28	Alan Witherow	Anderson TM			0	-		0
250 Superkart									
1	3	Liam Fox	Anderson FPE	57.132		6	95.271	1:00.701	4
2	12	Eoin Buckley	Anderson VM	58.910	1.778	5	92.396	59.236	4
3	83	Colin Menary	Anderson FPE	58.925	1.793	5	92.372	59.436	2
4	69	Danny Hyland	Anderson FPE	1:01.309	4.177	5	88.780	1:01.444	4
5	43	Brian Jones	Anderson PVP			0	-		0
6	55	Alan Crossen	Anderson VM			0	-		0
7	55	Ross Witherow	Anderson PVP			0	-		0

Announcements

Car 28 and 55 – Please fit a working transponder as per MSUK Reg Q12.8.1

Results provisional until the conclusion of judicial and technical matters

Orbits

Chief Timekeeper: D.Bradfield

Clerk of the Course: Chris Edwards

Live timing available at timing.rhwright.co.uk

www.mylaps.com

Licensed to: R.H.Wright Timing

Printed: 27/05/2023 10:07:39



500 MRCI Spring Kart Meeting


Superkarts

Kirkistown 500 MRCI 1.512 miles

Qualifying (Q4)

27/05/2023 10:00

Qualifying started at 9:56:01



Lap	Lap Tm	Diff	Time of Day
(3) Liam Fox			
1	1:08.413	+11.281	9:58:35.106
2	1:06.153	+9.021	9:59:41.259
3	1:06.749	+9.617	10:00:48.008
4	1:00.701	+3.569	10:01:48.709
5	1:01.243	+4.111	10:02:49.952
6	57.132		10:03:47.084
(53) Alan Crossen			
1	1:00.714	+3.252	9:58:18.748
2	58.146	+0.684	9:59:16.894
3	57.729	+0.267	10:00:14.623
4	57.462		10:01:12.085
(12) Eoin Buckley			
1	1:02.254	+3.344	9:58:25.174
2	59.488	+0.578	9:59:24.662
3	59.940	+1.030	10:00:24.602
4	59.236	+0.326	10:01:23.838
5	58.910		10:02:22.748
(83) Colin Menary			
1	1:02.208	+3.283	9:58:24.738
2	59.436	+0.511	9:59:24.174
3	1:00.190	+1.265	10:00:24.364
4	1:01.688	+2.763	10:01:26.052
5	58.925		10:02:24.977
(69) Danny Hyland			
1	1:13.739	+12.430	9:58:49.619
2	1:07.170	+5.861	9:59:56.789
3	1:02.286	+0.977	10:00:59.075
4	1:01.444	+0.135	10:02:00.519
5	1:01.309		10:03:01.828
6	1:02.697	+1.388	10:04:04.525
(99) Stuart Coey			
1	1:05.811	+3.510	9:58:28.037
2	1:03.914	+1.613	9:59:31.951
3	1:02.751	+0.450	10:00:34.702
4	1:02.524	+0.223	10:01:37.226
5	1:02.378	+0.077	10:02:39.604
6	1:02.301		10:03:41.905
7	1:02.546	+0.245	10:04:44.451
8	1:02.667	+0.366	10:05:47.118
(17) Scott Greenaway			
1	1:06.269	+3.402	9:58:36.703
2	1:03.687	+0.820	9:59:40.390
3	1:02.867		10:00:43.257
4	1:02.899	+0.032	10:01:46.156
(19) Philip Mills			
1	1:06.402	+2.403	9:58:37.634
2	1:04.618	+0.619	9:59:42.252
3	1:03.999		10:00:46.251
4	1:04.622	+0.623	10:01:50.873
5	1:04.563	+0.564	10:02:55.436
(51) Geoffrey Simms			
1	1:06.638	+2.318	9:58:40.518
2	1:04.320		9:59:44.838
3	1:05.353	+1.033	10:00:50.191
4	1:05.325	+1.005	10:01:55.516
5	1:05.406	+1.086	10:03:00.922
(25) Noel Lindsay			
1	1:07.544	+2.495	9:58:38.931
2	1:05.663	+0.614	9:59:44.594
3	1:05.310	+0.261	10:00:49.904
4	1:05.049		10:01:54.953
5	1:06.298	+1.249	10:03:01.251

Lap	Lap Tm	Diff	Time of Day
(86) Eoin Ryan			
1	1:23.827	+6.778	9:59:05.182
2	1:20.811	+3.762	10:00:25.993
3	1:19.433	+2.384	10:01:45.426
4	1:17.049		10:03:02.475

Lap	Lap Tm	Diff	Time of Day
-----	--------	------	-------------

Results provisional until the conclusion of judicial and technical matters

Orbits

Chief Timekeeper: D.Bradfield

Clerk of the Course: Chris Edwards

Live timing available at timing.rhwright.co.uk

www.mylaps.com

Licensed to: R.H.Wright Timing



500 MRCI Spring Kart Meeting

Superkarts

Kirkistown 500 MRCI 1.512 miles

Race 1 (R5)

27/05/2023 12:55

Race (8:00 and 1 Laps)

8	86	28
	15	16
7	51	25
	13	14
6	17	19
	11	12
5	55	99
	9	10
4		8
3	43	53
	5	6
2	83	69
	3	4
1	3	12
	1	2

POLE POSITION

Results provisional until the conclusion of judicial and technical matters

Orbits

Chief Timekeeper: D.Bradfield

Clerk of the Course: Chris Edwards

Live timing available at timing.rhwright.co.uk

www.mylaps.com

Licensed to: R.H.Wright Timing

Printed: 27/05/2023 10:12:07



500 MRCI Spring Kart Meeting

Sorted on Laps

Superkarts

Kirkistown 500 MRCI 1.512 miles

Race 1 (R5)

27/05/2023 12:55

Race (8:00 and 1 Laps) started at 12:51:40

Pos	No.	Name	Make	Laps	Total Tm	Best Tm	Best Speed	In Lap	Avg. Speed
125 Superkart									
1	99	Stuart Coey	Anderson TM	9	9:28.321	1:02.555	87.012	7	86.196
2	17	Scott Greenaway	Anderson TM	9	9:28.470	1:02.197	87.513	7	86.174
3	28	Alan Witherow	Anderson TM	9	9:28.668	1:02.318	87.343	3	86.144
4	19	Philip Mills	Anderson TM	9	9:41.161	1:03.562	85.633	9	84.292
5	51	Geoffrey Simms	F1 Superkart TM	9	9:50.932	1:04.454	84.448	7	82.898
6	25	Noel Lindsay	F1 Superkart TM	9	9:52.437	1:04.514	84.370	6	82.688
Not classified									
DNF	86	Eoin Ryan	Anderson TM	4	4:25.271	1:04.836	83.951	2	82.075
250 Superkart									
1	43	Brian Jones	Anderson PVP	10	9:27.800	56.087	97.046	8	95.862
2	3	Liam Fox	Anderson FPE	10	9:32.042	56.492	96.350	5	95.151
3	53	Alan Crossen	Anderson VM	10	9:32.119	56.167	96.908	7	95.138
4	83	Colin Menary	Anderson FPE	10	9:50.734	57.945	93.934	4	92.140
5	12	Eoin Buckley	Anderson VM	10	10:01.282	58.805	92.560	3	90.524
Not classified									
DNF	69	Danny Hyland	Anderson FPE	2	2:23.338	1:04.898	83.870	1	75.947
DNF	55	Ross Witherow	Anderson PVP	1	1:00.481	59.990	90.732	1	89.996

Margin of Victory

Avg. Speed

Best Lap Tm

Best Speed

Best Lap by

4.242

95.862

56.087

97.046

43 - Brian Jones

Results provisional until the conclusion of judicial and technical matters

Orbits

Chief Timekeeper: D.Bradfield

Clerk of the Course: Chris Edwards

Live timing available at timing.rhwright.co.uk

www.mylaps.com

Printed: 27/05/2023 13:05:51

Licensed to: R.H.Wright Timing



500 MRCI Spring Kart Meeting

Superkarts

Kirkistown 500 MRCI 1.512 miles

Race 1 (R5)

27/05/2023 12:55

Race (8:00 and 1 Laps) started at 12:51:40

Lap	Lap Tm	Diff	Time of Day
(43) Brian Jones			
1	58.963	+2.876	12:52:40.302
2	56.346	+0.259	12:53:36.648
3	56.302	+0.215	12:54:32.950
4	56.229	+0.142	12:55:29.179
5	56.280	+0.193	12:56:25.459
6	56.533	+0.446	12:57:21.992
7	56.585	+0.498	12:58:18.577
8	56.087		12:59:14.664
9	56.904	+0.817	13:00:11.568
10	57.183	+1.096	13:01:08.751
(3) Liam Fox			
1	1:00.439	+3.947	12:52:41.390
2	56.939	+0.447	12:53:38.329
3	56.858	+0.366	12:54:35.187
4	56.594	+0.102	12:55:31.781
5	56.492		12:56:28.273
6	56.627	+0.135	12:57:24.900
7	57.172	+0.680	12:58:22.072
8	57.471	+0.979	12:59:19.543
9	56.566	+0.074	13:00:16.109
10	56.884	+0.392	13:01:12.993
(53) Alan Crossen			
1	1:00.820	+4.653	12:52:42.198
2	56.888	+0.721	12:53:39.086
3	56.717	+0.550	12:54:35.803
4	56.372	+0.205	12:55:32.175
5	56.364	+0.197	12:56:28.539
6	56.375	+0.208	12:57:24.914
7	56.167		12:58:21.081
8	57.838	+1.671	12:59:18.919
9	56.844	+0.677	13:00:15.763
10	57.307	+1.140	13:01:13.070
(83) Colin Menary			
1	1:03.008	+5.063	12:52:44.150
2	59.104	+1.159	12:53:43.254
3	59.288	+1.343	12:54:42.542
4	57.945		12:55:40.487
5	58.635	+0.690	12:56:39.122
6	58.779	+0.834	12:57:37.901
7	58.334	+0.389	12:58:36.235
8	58.666	+0.721	12:59:34.901
9	58.476	+0.531	13:00:33.377
10	58.308	+0.363	13:01:31.685
(12) Eoin Buckley			
1	1:01.382	+2.577	12:52:42.516
2	59.193	+0.388	12:53:41.709
3	58.805		12:54:40.514
4	59.565	+0.760	12:55:40.079
5	1:00.544	+1.739	12:56:40.623
6	59.359	+0.554	12:57:39.982
7	59.396	+0.591	12:58:39.378
8	1:00.089	+1.284	12:59:39.467
9	1:01.528	+2.723	13:00:40.995
10	1:01.238	+2.433	13:01:42.233
(99) Stuart Coey			
1	1:04.292	+1.737	12:52:47.190
2	1:02.718	+0.163	12:53:49.908
3	1:02.802	+0.247	12:54:52.710
4	1:03.139	+0.584	12:55:55.849
5	1:02.613	+0.058	12:56:58.462
6	1:02.699	+0.144	12:58:01.161
7	1:02.555		12:59:03.716
8	1:02.590	+0.035	13:00:06.306
9	1:02.966	+0.411	13:01:09.272
(17) Scott Greenaway			
1	1:04.945	+2.748	12:52:48.200

Lap	Lap Tm	Diff	Time of Day
2	1:02.748	+0.551	12:53:50.948
3	1:02.338	+0.141	12:54:53.286
4	1:02.736	+0.539	12:55:56.022
5	1:03.114	+0.917	12:56:59.136
6	1:02.662	+0.465	12:58:01.798
7	1:02.197		12:59:03.995
8	1:02.538	+0.341	13:00:06.533
9	1:02.888	+0.691	13:01:09.421
(28) Alan Witherow			
1	1:03.657	+1.339	12:52:47.297
2	1:03.016	+0.698	12:53:50.313
3	1:02.318		12:54:52.631
4	1:03.416	+1.098	12:55:56.047
5	1:02.772	+0.454	12:56:58.819
6	1:02.347	+0.029	12:58:01.166
7	1:02.403	+0.085	12:59:03.569
8	1:02.674	+0.356	13:00:06.243
9	1:03.376	+1.058	13:01:09.619
(19) Philip Mills			
1	1:06.012	+2.450	12:52:49.679
2	1:04.480	+0.918	12:53:54.159
3	1:04.504	+0.942	12:54:58.663
4	1:03.894	+0.332	12:56:02.557
5	1:03.970	+0.408	12:57:06.527
6	1:03.817	+0.255	12:58:10.344
7	1:04.251	+0.689	12:59:14.595
8	1:03.955	+0.393	13:00:18.550
9	1:03.562		13:01:22.112
(51) Geoffrey Simms			
1	1:06.981	+2.527	12:52:50.940
2	1:05.977	+1.523	12:53:56.917
3	1:04.804	+0.350	12:55:01.721
4	1:05.538	+1.084	12:56:07.259
5	1:05.757	+1.303	12:57:13.016
6	1:04.880	+0.426	12:58:17.896
7	1:04.454		12:59:22.350
8	1:04.794	+0.340	13:00:27.144
9	1:04.739	+0.285	13:01:31.883
(25) Noel Lindsay			
1	1:06.498	+1.984	12:52:50.069
2	1:05.410	+0.896	12:53:55.479
3	1:05.479	+0.965	12:55:00.958
4	1:05.779	+1.265	12:56:06.737
5	1:06.857	+2.343	12:57:13.594
6	1:04.514		12:58:18.108
7	1:05.783	+1.269	12:59:23.891
8	1:04.811	+0.297	13:00:28.702
9	1:04.686	+0.172	13:01:33.388
(86) Eoin Ryan			
1	1:06.443	+1.607	12:52:51.000
2	1:04.836		12:53:55.836
3	1:05.211	+0.375	12:55:01.047
4	1:05.175	+0.339	12:56:06.222
(69) Danny Hyland			
1	1:04.898		12:52:46.088
2	1:18.201	+13.303	12:54:04.289
(55) Ross Witherow			
1	59.990		12:52:41.432

Results provisional until the conclusion of judicial and technical matters

Orbits

Chief Timekeeper: D.Bradfield

Clerk of the Course: Chris Edwards

Live timing available at timing.rhwright.co.uk

www.mylaps.com

Printed: 28/05/2023 11:41:17

Licensed to: R.H.Wright Timing



500 MRCI Spring Kart Meeting

Superkarts

Kirkistown 500 MRCI 1.512 miles

Race 2 (R10)

27/05/2023 15:15

Race (8:00 and 1 Laps)

9	86	
	17	
8	51	25
	15	16
7	28	19
	13	14
6	99	17
	11	12
5		10
	9	
4	55	
	7	8
3	12	69
	5	6
2	53	83
	3	4
1	43	3
	1	2

POLE POSITION



Results provisional until the conclusion of judicial and technical matters

Orbits

Chief Timekeeper: D.Bradfield

Clerk of the Course: Chris Edwards

Live timing available at timing.rhwright.co.uk

www.mylaps.com

Licensed to: R.H.Wright Timing

Printed: 27/05/2023 13:04:13



500 MRCI Spring Kart Meeting

Sorted on Laps

Superkarts

Kirkistown 500 MRCI 1.512 miles

Race 2 (R10)

27/05/2023 15:15

Race (8:00 and 1 Laps) started at 15:03:14

Pos	No.	Name	Make	Laps	Total Tm	Best Tm	Best Speed	In Lap	Avg. Speed
125 Superkart									
1	28	Alan Witherow	Anderson TM	9	9:31.777	1:02.464	87.139	9	85.675
2	99	Stuart Coey	Anderson TM	9	9:32.754	1:02.758	86.730	6	85.529
3	17	Scott Greenaway	Anderson TM	9	9:33.120	1:02.475	87.123	9	85.475
4	86	Eoin Ryan	Anderson TM	9	10:04.050	1:05.806	82.713	9	81.098
Not classified									
DNF	19	Philip Mills	Anderson TM				-	0	-
DNF	51	Geoffrey Simms	F1 Superkart TM				-	0	-
DNF	25	Noel Lindsay	F1 Superkart TM				-	0	-
250 Superkart									
1	43	Brian Jones	Anderson PVP	10	9:27.456	56.242	96.779	2	95.920
2	53	Alan Crossen	Anderson VM	10	9:27.724	55.992	97.211	4	95.874
3	55	Ross Witherow	Anderson PVP	10	9:39.574	56.672	96.044	7	93.914
4	3	Liam Fox	Anderson FPE	10	9:41.952	57.110	95.308	7	93.530
5	83	Colin Menary	Anderson FPE	10	9:59.372	57.921	93.973	3	90.812
6	12	Eoin Buckley	Anderson VM	10	10:05.576	59.224	91.906	2	89.882
Not classified									
DNS	69	Danny Hyland	Anderson FPE				-	0	-

Margin of Victory	Avg. Speed	Best Lap Tm	Best Speed	Best Lap by
0.268	95.920	55.992	97.211	53 - Alan Crossen

Results provisional until the conclusion of judicial and technical matters

Orbits

Chief Timekeeper: D.Bradfield

Clerk of the Course: Chris Edwards

Live timing available at timing.rhwright.co.uk

www.mylaps.com

Licensed to: R.H.Wright Timing

Printed: 27/05/2023 15:14:00



500 MRCI Spring Kart Meeting


Superkarts

Kirkistown 500 MRCI 1.512 miles

Race 2 (R10)

27/05/2023 15:15

Race (8:00 and 1 Laps) started at 15:03:14



Lap	Lap Tm	Diff	Time of Day
(43) Brian Jones			
1	58.328	+2.086	15:04:12.678
2	56.242		15:05:08.920
3	56.818	+0.576	15:06:05.738
4	56.578	+0.336	15:07:02.316
5	56.542	+0.300	15:07:58.858
6	56.627	+0.385	15:08:55.485
7	56.653	+0.411	15:09:52.138
8	56.550	+0.308	15:10:48.688
9	56.579	+0.337	15:11:45.267
10	56.539	+0.297	15:12:41.806
(53) Alan Crossen			
1	59.614	+3.622	15:04:14.005
2	56.454	+0.462	15:05:10.459
3	56.430	+0.438	15:06:06.889
4	55.992		15:07:02.881
5	56.282	+0.290	15:07:59.163
6	56.336	+0.344	15:08:55.499
7	56.916	+0.924	15:09:52.415
8	56.638	+0.646	15:10:49.053
9	56.281	+0.289	15:11:45.334
10	56.740	+0.748	15:12:42.074
(55) Ross Witherow			
1	1:04.985	+8.313	15:04:19.479
2	57.347	+0.675	15:05:16.826
3	56.723	+0.051	15:06:13.549
4	57.877	+1.205	15:07:11.426
5	57.106	+0.434	15:08:08.532
6	56.756	+0.084	15:09:05.288
7	56.672		15:10:01.960
8	57.209	+0.537	15:10:59.169
9	57.558	+0.886	15:11:56.727
10	57.197	+0.525	15:12:53.924
(3) Liam Fox			
1	1:03.031	+5.921	15:04:17.800
2	57.814	+0.704	15:05:15.414
3	57.652	+0.542	15:06:13.066
4	58.778	+1.668	15:07:11.844
5	57.253	+0.143	15:08:09.097
6	57.136	+0.026	15:09:06.233
7	57.110		15:10:03.343
8	58.031	+0.921	15:11:01.374
9	57.582	+0.472	15:11:58.956
10	57.346	+0.236	15:12:56.302
(83) Colin Menary			
1	1:02.373	+4.452	15:04:16.911
2	58.090	+0.169	15:05:15.001
3	57.921		15:06:12.922
4	1:05.411	+7.490	15:07:18.333
5	59.594	+1.673	15:08:17.927
6	58.889	+0.968	15:09:16.816
7	58.936	+1.015	15:10:15.752
8	58.853	+0.932	15:11:14.605
9	59.327	+1.406	15:12:13.932
10	59.790	+1.869	15:13:13.722
(12) Eoin Buckley			
1	1:03.580	+4.356	15:04:18.238
2	59.224		15:05:17.462
3	59.694	+0.470	15:06:17.156
4	1:00.106	+0.882	15:07:17.262
5	1:00.042	+0.818	15:08:17.304
6	1:00.614	+1.390	15:09:17.918
7	59.951	+0.727	15:10:17.869
8	1:00.181	+0.957	15:11:18.050
9	1:00.104	+0.880	15:12:18.154
10	1:01.772	+2.548	15:13:19.926
(28) Alan Witherow			

Lap	Lap Tm	Diff	Time of Day
1	1:05.721	+3.257	15:04:21.032
2	1:03.248	+0.784	15:05:24.280
3	1:03.530	+1.066	15:06:27.810
4	1:03.713	+1.249	15:07:31.523
5	1:03.432	+0.968	15:08:34.955
6	1:02.852	+0.388	15:09:37.807
7	1:03.278	+0.814	15:10:41.085
8	1:02.578	+0.114	15:11:43.663
9	1:02.464		15:12:46.127
(99) Stuart Coey			
1	1:05.893	+3.135	15:04:21.003
2	1:03.497	+0.739	15:05:24.500
3	1:03.504	+0.746	15:06:28.004
4	1:03.570	+0.812	15:07:31.574
5	1:03.853	+1.095	15:08:35.427
6	1:02.758		15:09:38.185
7	1:03.058	+0.300	15:10:41.243
8	1:02.884	+0.126	15:11:44.127
9	1:02.977	+0.219	15:12:47.104
(17) Scott Greenaway			
1	1:06.764	+4.289	15:04:22.233
2	1:03.181	+0.706	15:05:25.414
3	1:02.939	+0.464	15:06:28.353
4	1:03.442	+0.967	15:07:31.795
5	1:03.860	+1.385	15:08:35.655
6	1:03.074	+0.599	15:09:38.729
7	1:02.756	+0.281	15:10:41.485
8	1:03.510	+1.035	15:11:44.995
9	1:02.475		15:12:47.470
(86) Eoin Ryan			
1	1:09.631	+3.825	15:04:25.924
2	1:07.856	+2.050	15:05:33.780
3	1:07.477	+1.671	15:06:41.257
4	1:06.489	+0.683	15:07:47.746
5	1:06.493	+0.687	15:08:54.239
6	1:06.418	+0.612	15:10:00.657
7	1:06.123	+0.317	15:11:06.780
8	1:05.814	+0.008	15:12:12.594
9	1:05.806		15:13:18.400

Results provisional until the conclusion of judicial and technical matters

Orbits

Chief Timekeeper: D.Bradfield

Clerk of the Course: Chris Edwards

Live timing available at timing.rhwright.co.uk

www.mylaps.com

Licensed to: R.H.Wright Timing





500 MRCI Spring Kart Meeting

Superkarts

Kirkistown 500 MRCI 1.512 miles


Race 3 (R14)

27/05/2023 17:05

Race (8:00 and 1 Laps)

9	25	
	17	
8	19	51
	15	16
7	17	86
	13	14
6	28	99
	11	12
5		10
	9	
4	69	
	7	8
3	83	12
	5	6
2	55	3
	3	4
1	43	53
	1	2

POLE POSITION



Results provisional until the conclusion of judicial and technical matters

Orbits

Chief Timekeeper: D.Bradfield

Clerk of the Course: Chris Edwards

Live timing available at timing.rhwright.co.uk

www.mylaps.com

Licensed to: R.H.Wright Timing

Printed: 27/05/2023 15:16:10



500 MRCI Spring Kart Meeting

Sorted on Laps

Superkarts

Kirkistown 500 MRCI 1.512 miles

Race 3 (R14)

27/05/2023 17:05

Race (8:00 and 1 Laps) started at 16:34:01

Pos	No.	Name	Make	Laps	Total Tm	Best Tm	Best Speed	In Lap	Avg. Speed
125 Superkart									
1	28	Alan Witherow	Anderson TM	10	10:30.428	1:02.176	87.542	8	86.338
2	17	Scott Greenaway	Anderson TM	10	10:35.857	1:02.869	86.577	4	85.601
3	99	Stuart Coey	Anderson TM	10	10:36.069	1:02.907	86.525	5	85.573
4	19	Philip Mills	Anderson TM	9	9:41.376	1:03.276	86.020	3	84.261
5	51	Geoffrey Simms	F1 Superkart TM	9	9:41.815	1:03.642	85.526	9	84.197
6	86	Eoin Ryan	Anderson TM	9	9:58.715	1:04.898	83.870	9	81.821
Not classified									
DNS	25	Noel Lindsay	F1 Superkart TM					0	-
250 Superkart									
1	55	Ross Witherow	Anderson PVP	10	9:33.404	56.273	96.725	7	94.925
2	53	Alan Crossen	Anderson VM	10	9:34.022	55.995	97.205	9	94.822
3	43	Brian Jones	Anderson PVP	10	9:34.947	56.712	95.977	9	94.670
4	3	Liam Fox	Anderson FPE	10	9:36.845	56.646	96.088	9	94.358
5	83	Colin Menary	Anderson FPE	10	9:43.730	57.372	94.872	9	93.246
Not classified									
DNF	12	Eoin Buckley	Anderson VM	2	2:02.104	1:00.030	90.672	2	89.154
DNS	69	Danny Hyland	Anderson FPE					0	-

Margin of Victory	Avg. Speed	Best Lap Tm	Best Speed	Best Lap by
0.618	94.925	55.995	97.205	53 - Alan Crossen

Results provisional until the conclusion of judicial and technical matters

Orbits

Chief Timekeeper: D.Bradfield

Clerk of the Course: Chris Edwards

Live timing available at timing.rhwright.co.uk

www.mylaps.com

Licensed to: R.H.Wright Timing

Printed: 27/05/2023 16:46:21



500 MRCI Spring Kart Meeting

Superkarts

Kirkistown 500 MRCI 1.512 miles

Race 3 (R14)

27/05/2023 17:05

Race (8:00 and 1 Laps) started at 16:34:01

Lap	Lap Tm	Diff	Time of Day
(55) Ross Witherow			
1	1:00.045	+3.772	16:35:01.469
2	57.628	+1.355	16:35:59.097
3	57.640	+1.367	16:36:56.737
4	57.764	+1.491	16:37:54.501
5	56.675	+0.402	16:38:51.176
6	56.468	+0.195	16:39:47.644
7	56.273		16:40:43.917
8	57.455	+1.182	16:41:41.372
9	56.573	+0.300	16:42:37.945
10	56.756	+0.483	16:43:34.701
(53) Alan Crossen			
1	1:02.021	+6.026	16:35:03.490
2	59.267	+3.272	16:36:02.757
3	57.932	+1.937	16:37:00.689
4	56.971	+0.976	16:37:57.660
5	56.737	+0.742	16:38:54.397
6	56.052	+0.057	16:39:50.449
7	56.650	+0.655	16:40:47.099
8	56.206	+0.211	16:41:43.305
9	55.995		16:42:39.300
10	56.019	+0.024	16:43:35.319
(43) Brian Jones			
1	1:00.170	+3.458	16:35:01.467
2	57.695	+0.983	16:35:59.162
3	57.654	+0.942	16:36:56.816
4	57.013	+0.301	16:37:53.829
5	56.897	+0.185	16:38:50.726
6	56.776	+0.064	16:39:47.502
7	57.345	+0.633	16:40:44.847
8	57.221	+0.509	16:41:42.068
9	56.712		16:42:38.780
10	57.464	+0.752	16:43:36.244
(3) Liam Fox			
1	1:02.176	+5.530	16:35:03.778
2	58.346	+1.700	16:36:02.124
3	57.364	+0.718	16:36:59.488
4	56.973	+0.327	16:37:56.461
5	56.881	+0.235	16:38:53.342
6	56.946	+0.300	16:39:50.288
7	56.901	+0.255	16:40:47.189
8	56.804	+0.158	16:41:43.993
9	56.646		16:42:40.639
10	57.503	+0.857	16:43:38.142
(83) Colin Menary			
1	1:01.477	+4.105	16:35:02.933
2	58.221	+0.849	16:36:01.154
3	58.404	+1.032	16:36:59.558
4	57.889	+0.517	16:37:57.447
5	58.047	+0.675	16:38:55.494
6	57.846	+0.474	16:39:53.340
7	58.086	+0.714	16:40:51.426
8	57.823	+0.451	16:41:49.249
9	57.372		16:42:46.621
10	58.406	+1.034	16:43:45.027
(28) Alan Witherow			
1	1:04.636	+2.480	16:35:08.024
2	1:02.818	+0.642	16:36:10.842
3	1:03.051	+0.875	16:37:13.893
4	1:02.997	+0.821	16:38:16.890
5	1:02.534	+0.358	16:39:19.424
6	1:02.718	+0.542	16:40:22.142
7	1:02.325	+0.149	16:41:24.467
8	1:02.176		16:42:26.643
9	1:02.413	+0.237	16:43:29.056
10	1:02.669	+0.493	16:44:31.725
(17) Scott Greenaway			

Lap	Lap Tm	Diff	Time of Day
1	1:05.006	+2.137	16:35:08.679
2	1:03.022	+0.153	16:36:11.701
3	1:03.015	+0.146	16:37:14.716
4	1:02.869		16:38:17.585
5	1:03.150	+0.281	16:39:20.735
6	1:03.050	+0.181	16:40:23.785
7	1:03.603	+0.734	16:41:27.388
8	1:02.883	+0.014	16:42:30.271
9	1:03.384	+0.515	16:43:33.655
10	1:03.499	+0.630	16:44:37.154
(99) Stuart Coey			
1	1:04.535	+1.628	16:35:07.954
2	1:03.383	+0.476	16:36:11.337
3	1:02.955	+0.048	16:37:14.292
4	1:03.132	+0.225	16:38:17.424
5	1:02.907		16:39:20.331
6	1:03.231	+0.324	16:40:23.562
7	1:03.126	+0.219	16:41:26.688
8	1:03.464	+0.557	16:42:30.152
9	1:03.298	+0.391	16:43:33.450
10	1:03.916	+1.009	16:44:37.366
(19) Philip Mills			
1	1:06.444	+3.168	16:35:10.481
2	1:03.700	+0.424	16:36:14.181
3	1:03.276		16:37:17.457
4	1:03.541	+0.265	16:38:20.998
5	1:05.349	+2.073	16:39:26.347
6	1:04.100	+0.824	16:40:30.447
7	1:04.139	+0.863	16:41:34.586
8	1:04.170	+0.894	16:42:38.756
9	1:03.917	+0.641	16:43:42.673
(51) Geoffrey Simms			
1	1:05.420	+1.778	16:35:09.586
2	1:03.971	+0.329	16:36:13.557
3	1:03.999	+0.357	16:37:17.556
4	1:03.979	+0.337	16:38:21.535
5	1:04.212	+0.570	16:39:25.747
6	1:04.156	+0.514	16:40:29.903
7	1:05.550	+1.908	16:41:35.453
8	1:04.017	+0.375	16:42:39.470
9	1:03.642		16:43:43.112
(86) Eoin Ryan			
1	1:08.203	+3.305	16:35:12.316
2	1:06.657	+1.759	16:36:18.973
3	1:07.029	+2.131	16:37:26.002
4	1:05.871	+0.973	16:38:31.873
5	1:05.447	+0.549	16:39:37.320
6	1:05.656	+0.758	16:40:42.976
7	1:06.197	+1.299	16:41:49.173
8	1:05.941	+1.043	16:42:55.114
9	1:04.898		16:44:00.012
(12) Eoin Buckley			
1	1:01.625	+1.595	16:35:03.371
2	1:00.030		16:36:03.401

Results provisional until the conclusion of judicial and technical matters

Orbits

Chief Timekeeper: D.Bradfield

Clerk of the Course: Chris Edwards

Live timing available at timing.rhwright.co.uk

www.mylaps.com

Printed: 28/05/2023 11:41:38

Licensed to: R.H.Wright Timing

