



R.H.Wright Timing

500MRCI 70th Anniversary Race Meeting

Sorted on best lap time

Formula Ford 1600

Kirkistown 500 MRCI 1.512 miles

Qualifying (Q8)

23/06/2023 16:25

Qualifying started at 15:43:56

Pos	No.	Name	Make	Best Tm	Diff	In Lap	Best Speed	2nd Best	2nd Lap
1	28	David McCullough	Van Diemen RF00	1:02.751		3	86.740	1:03.241	2
2	99	Jordan Kelly	Van Diemen RF06	1:02.812	0.061	3	86.656	1:03.117	2
3	88	Morgan Quinn	Van Diemen RF99	1:03.069	0.318	2	86.303	1:03.386	1
4	18	Alan Davidson	Mondiale M89S	1:04.407	1.656	2	84.510	1:06.457	1
5	43	Donal Downey	Ray GR20	1:04.937	2.186	2	83.820	1:05.503	6
6	16	Chris Middlehurst	Van Diemen LA10	1:05.269	2.518	2	83.394	1:05.531	4
7	8	Philip Harris	Mondiale M89T	1:05.717	2.966	3	82.825	1:06.333	2
8	90	Henry Campbell	Reynard FF89	1:07.677	4.926	3	80.426	1:08.169	4
9	26	Jason Smyth	Ray GR14			0	-		0

Results provisional until the conclusion of judicial and technical matters

Orbits

Chief Timekeeper: D.Bradfield

Clerk of the Course: Chris Edwards

Live timing available at timing.rhwright.co.uk

www.mylaps.com

Licensed to: R.H.Wright Timing

Printed: 23/06/2023 15:55:59



500MRCI 70th Anniversary Race Meeting


Formula Ford 1600

Kirkistown 500 MRCI 1.512 miles

Qualifying (Q8)

23/06/2023 16:25

Qualifying started at 15:43:56



Lap	Lap Tm	Diff	Time of Day
(28) David McCullough			
1	1:04.612	+1.861	15:46:48.954
2	1:03.241	+0.490	15:47:52.195
3	1:02.751		15:48:54.946
4	1:04.697	+1.946	15:49:59.643
5	1:05.285	+2.534	15:51:04.928
p6	1:35.120	+32.369	15:52:40.048
(99) Jordan Kelly			
1	1:04.656	+1.844	15:47:02.362
2	1:03.117	+0.305	15:48:05.479
3	1:02.812		15:49:08.291
4	1:04.358	+1.546	15:50:12.649
5	1:03.727	+0.915	15:51:16.376
(88) Morgan Quinn			
1	1:03.386	+0.317	15:48:07.645
2	1:03.069		15:49:10.714
3	1:04.367	+1.298	15:50:15.081
4	1:03.596	+0.527	15:51:18.677
5	1:04.011	+0.942	15:52:22.688
p6	1:47.981	+44.912	15:54:10.669
(18) Alan Davidson			
1	1:06.457	+2.050	15:48:19.117
2	1:04.407		15:47:23.524
3	1:04.075	-0.332	15:48:27.599
4	1:04.363	-0.044	15:49:31.962
5	1:05.459	+1.052	15:50:37.421
6	1:04.822	+0.415	15:51:42.243
7	1:06.651	+2.244	15:52:48.894
8	1:07.591	+3.184	15:53:56.485
9	1:07.102	+2.695	15:55:03.587
(43) Donal Downey			
1	1:08.360	+3.423	15:48:20.342
2	1:04.937		15:47:25.279
3	1:04.763	-0.174	15:48:30.042
4	1:04.549	-0.388	15:49:34.591
5	1:04.813	-0.124	15:50:39.404
6	1:05.503	+0.566	15:51:44.907
7	1:06.029	+1.092	15:52:50.936
8	1:06.133	+1.196	15:53:57.069
9	1:05.694	+0.757	15:55:02.763
(16) Chris Middlehurst			
1	1:05.949	+0.680	15:47:37.375
2	1:05.269		15:48:42.644
3	1:05.659	+0.390	15:49:48.303
4	1:05.531	+0.262	15:50:53.834
5	1:05.832	+0.563	15:51:59.666
p6	2:11.233	+1:05.964	15:54:10.899
(8) Philp Harris			
1	1:08.499	+2.782	15:46:24.269
2	1:06.333	+0.616	15:47:30.602
3	1:05.717		15:48:36.319
4	1:06.476	+0.759	15:49:42.795
5	1:06.897	+1.180	15:50:49.692
6	1:12.235	+6.518	15:52:01.927
(90) Henry Campbell			
1	1:10.531	+2.854	15:46:34.635
2	1:08.564	+0.887	15:47:43.199
3	1:07.677		15:48:50.876
4	1:08.169	+0.492	15:49:59.045
5	1:09.525	+1.848	15:51:08.570
6	1:09.091	+1.414	15:52:17.661
7	1:10.800	+3.123	15:53:28.461
8	1:11.134	+3.457	15:54:39.595

Lap	Lap Tm	Diff	Time of Day
-----	--------	------	-------------

Lap	Lap Tm	Diff	Time of Day
-----	--------	------	-------------

Results provisional until the conclusion of judicial and technical matters

Orbits

Chief Timekeeper: D.Bradfield

Clerk of the Course: Chris Edwards

Live timing available at timing.rhwright.co.uk

www.mylaps.com

Licensed to: R.H.Wright Timing





500MRCI 70th Anniversary Race Meeting


Formula Ford 1600

Kirkistown 500 MRCI 1.512 miles

Race 1 restart (R10)


24/06/2023 13:25

Race (10:00 and 1 Laps)



5	26	
	9	
4	8	90
	7	8
3	43	16
	5	6
2	88	18
	3	4
1	28	99
	1	2

POLE POSITION



Results provisional until the conclusion of judicial and technical matters

Orbits

Chief Timekeeper: D.Bradfield

Clerk of the Course: Chris Edwards

Live timing available at timing.rhwright.co.uk

www.mylaps.com

Licensed to: R.H.Wright Timing

Printed: 24/06/2023 13:48:18



R.H.Wright Timing

500MRCI 70th Anniversary Race Meeting

Sorted on Laps

Formula Ford 1600

Kirkistown 500 MRCI 1.512 miles

Race 1 Restart (R10)

24/06/2023 14:20

Race (10:00 and 1 Laps) started at 14:46:00

Pos	No.	Name	Make	Laps	Total Tm	Best Tm	Best Speed	In Lap	Avg. Speed
1	88	Morgan Quinn	Van Diemen RF99	11	11:31.549	1:01.946	87.867	8	86.578
2	99	Jordan Kelly	Van Diemen RF06	11	11:31.819	1:01.478	88.536	9	86.545
3	18	Alan Davidson	Mondiale M89S	11	11:35.344	1:02.203	87.504	4	86.106
4	26	Jason Smyth	Ray GR14	11	11:42.787	1:02.602	86.946	8	85.194
5	8	Philip Harris	Mondiale M89T	11	11:47.537	1:03.216	86.102	4	84.622
6	43	Donal Downey	Ray GR20	11	11:51.389	1:02.633	86.903	6	84.164
7	16	Chris Middlehurst	Van Diemen LA10	11	11:54.005	1:02.285	87.389	9	83.855
8	90	Henry Campbell	Reynard FF89	11	11:58.367	1:04.092	84.925	10	83.346
Not classified									
DNS	28	David McCullough	Van Diemen RF00					0	

Margin of Victory

Avg. Speed

Best Lap Tm

Best Speed

Best Lap by

0.270

86.578

1:01.478

88.536

99 - Jordan Kelly

Results provisional until the conclusion of judicial and technical matters

Orbits

Chief Timekeeper: D.Bradfield

Clerk of the Course: Chris Edwards

Live timing available at timing.rhwright.co.uk

www.mylaps.com

Licensed to: R.H.Wright Timing

Printed: 24/06/2023 14:58:38



500MRCI 70th Anniversary Race Meeting


Formula Ford 1600

Kirkistown 500 MRCI 1.512 miles

Race 1 Restart (R10)

24/06/2023 14:20

Race (10:00 and 1 Laps) started at 14:46:00



Lap	Lap Tm	Diff	Time of Day
(88) Morgan Quinn			
1	1:06.797	+4.851	14:47:09.721
2	1:02.964	+1.018	14:48:12.685
3	1:02.409	+0.463	14:49:15.094
4	1:02.048	+0.102	14:50:17.142
5	1:02.122	+0.176	14:51:19.264
6	1:02.225	+0.279	14:52:21.489
7	1:01.967	+0.021	14:53:23.456
8	1:01.946		14:54:25.402
9	1:02.013	+0.067	14:55:27.415
10	1:02.357	+0.411	14:56:29.772
11	1:02.007	+0.061	14:57:31.779

Lap	Lap Tm	Diff	Time of Day
(99) Jordan Kelly			
1	1:07.846	+6.388	14:47:09.901
2	1:03.238	+1.760	14:48:13.139
3	1:03.350	+1.872	14:49:16.489
4	1:02.269	+0.791	14:50:18.758
5	1:01.841	+0.363	14:51:20.599
6	1:01.994	+0.516	14:52:22.593
7	1:01.895	+0.417	14:53:24.488
8	1:01.728	+0.250	14:54:26.216
9	1:01.478		14:55:27.694
10	1:02.571	+1.093	14:56:30.265
11	1:01.784	+0.306	14:57:32.049

Lap	Lap Tm	Diff	Time of Day
(18) Alan Davidson			
1	1:06.877	+4.674	14:47:09.822
2	1:03.229	+1.026	14:48:12.851
3	1:02.645	+0.442	14:49:15.496
4	1:02.203		14:50:17.699
5	1:02.389	+0.186	14:51:20.088
6	1:02.537	+0.334	14:52:22.625
7	1:02.666	+0.463	14:53:25.291
8	1:02.532	+0.329	14:54:27.823
9	1:02.427	+0.224	14:55:30.250
10	1:02.603	+0.400	14:56:32.853
11	1:02.721	+0.518	14:57:35.574

Lap	Lap Tm	Diff	Time of Day
(26) Jason Smyth			
1	1:07.432	+4.830	14:47:11.819
2	1:02.725	+0.123	14:48:14.544
3	1:03.228	+0.626	14:49:17.772
4	1:03.554	+0.952	14:50:21.326
5	1:03.522	+0.920	14:51:24.848
6	1:03.010	+0.408	14:52:27.858
7	1:03.051	+0.449	14:53:30.909
8	1:02.602		14:54:33.511
9	1:02.905	+0.303	14:55:36.416
10	1:03.140	+0.538	14:56:39.556
11	1:03.461	+0.859	14:57:43.017

Lap	Lap Tm	Diff	Time of Day
(8) Philp Harris			
1	1:06.938	+3.722	14:47:11.051
2	1:03.389	+0.173	14:48:14.440
3	1:03.757	+0.541	14:49:18.197
4	1:03.216		14:50:21.413
5	1:03.536	+0.320	14:51:24.949
6	1:03.738	+0.522	14:52:28.687
7	1:03.823	+0.607	14:53:32.510
8	1:03.686	+0.470	14:54:36.196
9	1:03.918	+0.702	14:55:40.114
10	1:03.506	+0.290	14:56:43.620
11	1:04.147	+0.931	14:57:47.767

Lap	Lap Tm	Diff	Time of Day
(43) Donal Downey			
1	1:07.157	+4.524	14:47:10.394
2	1:02.874	+0.241	14:48:13.268
3	1:14.000	+11.367	14:49:27.268
4	1:02.845	+0.212	14:50:30.113
5	1:03.044	+0.411	14:51:33.157
6	1:02.633		14:52:35.790
7	1:02.824	+0.191	14:53:38.614

Lap	Lap Tm	Diff	Time of Day
8	1:03.107	+0.474	14:54:41.721
9	1:03.684	+1.051	14:55:45.405
10	1:03.000	+0.367	14:56:48.405
11	1:03.214	+0.581	14:57:51.619

Lap	Lap Tm	Diff	Time of Day
(16) Chris Middlehurst			
1	1:06.949	+4.664	14:47:10.113
2	1:02.933	+0.648	14:48:13.046
3	1:19.669	+17.384	14:49:32.715
4	1:02.984	+0.699	14:50:35.699
5	1:02.818	+0.533	14:51:38.517
6	1:02.654	+0.369	14:52:41.171
7	1:03.014	+0.729	14:53:44.185
8	1:02.784	+0.499	14:54:46.969
9	1:02.285		14:55:49.254
10	1:02.567	+0.282	14:56:51.821
11	1:02.414	+0.129	14:57:54.235

Lap	Lap Tm	Diff	Time of Day
(90) Henry Campbell			
1	1:08.587	+4.495	14:47:12.604
2	1:04.354	+0.262	14:48:16.958
3	1:04.463	+0.371	14:49:21.421
4	1:04.879	+0.787	14:50:26.300
5	1:04.594	+0.502	14:51:30.894
6	1:04.533	+0.441	14:52:35.427
7	1:04.913	+0.821	14:53:40.340
8	1:04.719	+0.627	14:54:45.059
9	1:04.877	+0.785	14:55:49.936
10	1:04.092		14:56:54.028
11	1:04.569	+0.477	14:57:58.597

Results provisional until the conclusion of judicial and technical matters

Orbits

Chief Timekeeper: D.Bradfield

Clerk of the Course: Chris Edwards

Live timing available at timing.rhwright.co.uk

www.mylaps.com

Licensed to: R.H.Wright Timing





500MRCI 70th Anniversary Race Meeting

Formula Ford 1600

Kirkistown 500 MRCI 1.512 miles

Race 2 (R17)

24/06/2023 17:30

Race (12:00 and 1 Laps)

5	26	
	9	
4	18	90
	7	8
3	16	8
	5	6
2	88	43
	3	4
1	99	28
	1	2

POLE POSITION

Results provisional until the conclusion of judicial and technical matters

Orbits

Chief Timekeeper: D.Bradfield

Clerk of the Course: Chris Edwards

Live timing available at timing.rhwright.co.uk

www.mylaps.com

Licensed to: R.H.Wright Timing

Printed: 23/06/2023 15:57:38



R.H.Wright Timing

500MRCI 70th Anniversary Race Meeting

Sorted on Laps

Formula Ford 1600

Kirkistown 500 MRCI 1.512 miles

Race 2 (R17)

24/06/2023 18:00

Race (12:00 and 1 Laps) started at 18:01:59

Pos	No.	Name	Make	Laps	Total Tm	Best Tm	Best Speed	In Lap	Avg. Speed
1	28	David McCullough	Van Diemen RF00	13	13:38.094	1:02.103	87.645	3	86.493
2	88	Morgan Quinn	Van Diemen RF99	13	13:38.228	1:02.130	87.607	3	86.479
3	18	Alan Davidson	Mondiale M89S	13	13:42.598	1:02.408	87.217	8	86.019
4	16	Chris Middlehurst	Van Diemen LA10	13	13:48.436	1:02.710	86.797	13	85.413
5	8	Philip Harris	Mondiale M89T	13	14:05.207	1:03.246	86.061	12	83.718
6	43	Donal Downey	Ray GR20	13	14:06.252	1:02.266	87.416	12	83.615
7	90	Henry Campbell	Reynard FF89	13	14:07.610	1:03.943	85.123	13	83.481
8	26	Jason Smyth	Ray GR14	13	14:31.117	1:02.610	86.935	13	81.228
Not classified									
DNF	99	Jordan Kelly	Van Diemen RF06	1	1:09.601	1:07.791	80.291	1	78.203

Margin of Victory

Avg. Speed

Best Lap Tm

Best Speed

Best Lap by

0.134

86.493

1:02.103

87.645

28 - David McCullough

Results provisional until the conclusion of judicial and technical matters

Orbits

Chief Timekeeper: D.Bradfield

Clerk of the Course: Chris Edwards

Live timing available at timing.rhwright.co.uk

www.mylaps.com

Licensed to: R.H.Wright Timing

Printed: 24/06/2023 18:16:42



500MRCI 70th Anniversary Race Meeting


Formula Ford 1600

Kirkistown 500 MRCI 1.512 miles

Race 2 (R17)

24/06/2023 18:00

Race (12:00 and 1 Laps) started at 18:01:59



Lap	Lap Tm	Diff	Time of Day
(28) David McCullough			
1	1:07.608	+5.505	18:03:09.293
2	1:02.628	+0.525	18:04:11.921
3	1:02.103		18:05:14.024
4	1:02.288	+0.185	18:06:16.312
5	1:02.406	+0.303	18:07:18.718
6	1:02.296	+0.193	18:08:21.014
7	1:02.250	+0.147	18:09:23.264
8	1:02.551	+0.448	18:10:25.815
9	1:02.353	+0.250	18:11:28.168
10	1:02.458	+0.355	18:12:30.626
11	1:02.262	+0.159	18:13:32.888
12	1:02.417	+0.314	18:14:35.305
13	1:02.473	+0.370	18:15:37.778

Lap	Lap Tm	Diff	Time of Day
(88) Morgan Quinn			
1	1:07.050	+4.920	18:03:09.426
2	1:02.611	+0.481	18:04:12.037
3	1:02.130		18:05:14.167
4	1:02.339	+0.209	18:06:16.506
5	1:02.364	+0.234	18:07:18.870
6	1:02.222	+0.092	18:08:21.092
7	1:02.270	+0.140	18:09:23.362
8	1:02.497	+0.367	18:10:25.859
9	1:02.340	+0.210	18:11:28.199
10	1:02.529	+0.399	18:12:30.728
11	1:02.210	+0.080	18:13:32.938
12	1:02.461	+0.331	18:14:35.399
13	1:02.513	+0.383	18:15:37.912

Lap	Lap Tm	Diff	Time of Day
(18) Alan Davidson			
1	1:07.078	+4.670	18:03:10.326
2	1:02.936	+0.528	18:04:13.262
3	1:02.738	+0.330	18:05:16.000
4	1:02.751	+0.343	18:06:18.751
5	1:02.670	+0.262	18:07:21.421
6	1:02.537	+0.129	18:08:23.958
7	1:02.881	+0.473	18:09:26.839
8	1:02.408		18:10:29.247
9	1:02.624	+0.216	18:11:31.871
10	1:02.675	+0.267	18:12:34.546
11	1:02.492	+0.084	18:13:37.038
12	1:02.628	+0.220	18:14:39.666
13	1:02.616	+0.208	18:15:42.282

Lap	Lap Tm	Diff	Time of Day
(16) Chris Middlehurst			
1	1:08.795	+6.085	18:03:11.368
2	1:03.361	+0.651	18:04:14.729
3	1:03.202	+0.492	18:05:17.931
4	1:02.946	+0.236	18:06:20.877
5	1:02.948	+0.238	18:07:23.825
6	1:03.228	+0.518	18:08:27.053
7	1:03.017	+0.307	18:09:30.070
8	1:03.447	+0.737	18:10:33.517
9	1:03.129	+0.419	18:11:36.646
10	1:02.817	+0.107	18:12:39.463
11	1:02.896	+0.186	18:13:42.359
12	1:03.051	+0.341	18:14:45.410
13	1:02.710		18:15:48.120

Lap	Lap Tm	Diff	Time of Day
(8) Philp Harris			
1	1:08.730	+5.484	18:03:11.996
2	1:04.311	+1.065	18:04:16.307
3	1:04.864	+1.618	18:05:21.171
4	1:04.015	+0.769	18:06:25.186
5	1:04.049	+0.803	18:07:29.235
6	1:04.040	+0.794	18:08:33.275
7	1:04.139	+0.893	18:09:37.414
8	1:04.147	+0.901	18:10:41.561
9	1:03.703	+0.457	18:11:45.264
10	1:03.479	+0.233	18:12:48.743
11	1:03.380	+0.134	18:13:52.123
12	1:03.246		18:14:55.369

Lap	Lap Tm	Diff	Time of Day
(43) Donal Downey			
1	1:26.463	+24.197	18:03:28.475
2	1:04.589	+2.323	18:04:33.064
3	1:03.548	+1.282	18:05:36.612
4	1:03.735	+1.469	18:06:40.347
5	1:03.182	+0.916	18:07:43.529
6	1:03.060	+0.794	18:08:46.589
7	1:03.062	+0.796	18:09:49.651
8	1:03.005	+0.739	18:10:52.656
9	1:02.584	+0.318	18:11:55.240
10	1:02.714	+0.448	18:12:57.954
11	1:02.600	+0.334	18:14:00.554
12	1:02.266		18:15:02.820
13	1:03.116	+0.850	18:16:05.936

Lap	Lap Tm	Diff	Time of Day
(90) Henry Campbell			
1	1:10.138	+6.195	18:03:13.797
2	1:04.980	+1.037	18:04:18.777
3	1:04.987	+1.044	18:05:23.764
4	1:04.416	+0.473	18:06:28.180
5	1:04.576	+0.633	18:07:32.756
6	1:04.510	+0.567	18:08:37.266
7	1:04.412	+0.469	18:09:41.678
8	1:04.076	+0.133	18:10:45.754
9	1:04.419	+0.476	18:11:50.173
10	1:04.559	+0.616	18:12:54.732
11	1:04.079	+0.136	18:13:58.811
12	1:04.540	+0.597	18:15:03.351
13	1:03.943		18:16:07.294

Lap	Lap Tm	Diff	Time of Day
(26) Jason Smyth			
1	1:07.904	+5.294	18:03:12.364
2	1:03.729	+1.119	18:04:16.093
3	1:03.279	+0.669	18:05:19.372
4	1:39.530	+36.920	18:06:58.902
5	1:03.113	+0.503	18:08:02.015
6	1:03.103	+0.493	18:09:05.118
7	1:03.068	+0.458	18:10:08.186
8	1:02.710	+0.100	18:11:10.896
9	1:04.848	+2.238	18:12:15.744
10	1:06.828	+4.218	18:13:22.572
11	1:02.948	+0.338	18:14:25.520
12	1:02.671	+0.061	18:15:28.191
13	1:02.610		18:16:30.801

Lap	Lap Tm	Time of Day
(99) Jordan Kelly		
1	1:07.791	18:03:09.285

Results provisional until the conclusion of judicial and technical matters

Orbits

Chief Timekeeper: D.Bradfield

Clerk of the Course: Chris Edwards

Live timing available at timing.rhwright.co.uk

www.mylaps.com

Licensed to: R.H.Wright Timing

