



500MRCI 70th Anniversary Race Meeting

Sorted on best lap time

Irish Mini Coopers

Kirkistown 500 MRCI 1.512 miles

Qualifying (Q4)

23/06/2023 14:45

Qualifying started at 14:39:15

Pos	No.	Name	Make	Best Tm	Diff	In Lap	Best Speed	2nd Best	2nd Lap
1	555	Kian O'Brien	1.6 Mini Cooper	1:13.532		4	74.022	1:13.656	3
2	65	James Irvine	1.6 Mini Cooper	1:13.635	0.103	4	73.919	1:14.156	1
3	7	Jack Conachy	1.6 Mini Cooper	1:14.160	0.628	5	73.396	1:14.318	4
4	28	Peter Bennett	1.6 Mini Cooper	1:14.161	0.629	3	73.395	1:14.218	4
5	96	Darren Gilmore	1.6 Mini Cooper	1:14.369	0.837	6	73.189	1:14.518	7
6	98	Craig Gilmore	1.6 Mini Cooper	1:14.370	0.838	3	73.188	1:14.493	6
7	260	Wayne Owens	1.6 Mini Cooper	1:14.569	1.037	2	72.993		0
8	55	Mark Stewart	1.6 Mini Cooper	1:14.570	1.038	4	72.992	1:14.593	2
9	17	Noel Conachy	1.6 Mini Cooper	1:15.212	1.680	4	72.369	1:15.262	3
10	477	Patrick Malley	1.6 Mini Cooper	1:15.381	1.849	5	72.207	1:15.513	1
11	88	Chris Doherty	1.6 Mini Cooper	1:15.406	1.874	7	72.183	1:16.125	3
12	52	Alan Sweetman	1.6 Mini Cooper	1:16.576	3.044	5	71.080	1:17.502	7

Results provisional until the conclusion of judicial and technical matters

Orbits

Chief Timekeeper: D.Bradfield

Clerk of the Course: Chris Edwards

Live timing available at timing.rhwright.co.uk

www.mylaps.com

Licensed to: R.H.Wright Timing

Printed: 23/06/2023 14:50:43



500MRCI 70th Anniversary Race Meeting


Irish Mini Coopers

Kirkistown 500 MRCI 1.512 miles

Qualifying (Q4)

23/06/2023 14:45

Qualifying started at 14:39:15



Lap	Lap Tm	Diff	Time of Day
(555) Kian O'Brien			
1	1:14.854	+1.322	14:42:03.801
2	1:13.673	+0.141	14:43:17.474
3	1:13.656	+0.124	14:44:31.130
4	1:13.532		14:45:44.662
5	1:14.161	+0.629	14:46:58.823
6	1:14.343	+0.811	14:48:13.166
7	1:13.764	+0.232	14:49:26.930

Lap	Lap Tm	Diff	Time of Day
(65) James Irvine			
1	1:14.156	+0.521	14:42:20.133
2	1:14.401	+0.766	14:43:34.534
3	1:14.227	+0.592	14:44:48.761
4	1:13.635		14:46:02.396
5	1:14.188	+0.553	14:47:16.584
6	1:14.463	+0.828	14:48:31.047
7	1:14.383	+0.748	14:49:45.430

Lap	Lap Tm	Diff	Time of Day
(7) Jack Conachy			
1	1:15.347	+1.187	14:42:08.938
2	1:15.317	+1.157	14:43:24.255
3	1:14.413	+0.253	14:44:38.668
4	1:14.318	+0.158	14:45:52.986
5	1:14.160		14:47:07.146
6	1:14.940	+0.780	14:48:22.086
7	1:14.565	+0.405	14:49:36.651

Lap	Lap Tm	Diff	Time of Day
(28) Peter Bennett			
1	1:14.242	+0.081	14:42:04.708
2	1:15.370	+1.209	14:43:20.078
3	1:14.161		14:44:34.239
4	1:14.218	+0.057	14:45:48.457
5	1:14.939	+0.778	14:47:03.396
6	1:14.385	+0.224	14:48:17.781
7	1:14.601	+0.440	14:49:32.382

Lap	Lap Tm	Diff	Time of Day
(96) Darren Gilmore			
1	1:16.398	+2.029	14:42:15.127
2	1:15.981	+1.612	14:43:31.108
3	1:16.030	+1.661	14:44:47.138
4	1:14.852	+0.483	14:46:01.990
5	1:15.733	+1.364	14:47:17.723
6	1:14.369		14:48:32.092
7	1:14.518	+0.149	14:49:46.610

Lap	Lap Tm	Diff	Time of Day
(98) Craig Gilmore			
1	1:16.326	+1.956	14:42:15.727
2	1:16.557	+2.187	14:43:32.284
3	1:14.370		14:44:46.654
4	1:14.818	+0.448	14:46:01.472
5	1:16.864	+2.494	14:47:18.336
6	1:14.493	+0.123	14:48:32.829
7	1:15.032	+0.662	14:49:47.861

Lap	Lap Tm	Diff	Time of Day
(260) Wayne Owens			
1	1:16.607	+2.038	14:48:15.429
2	1:14.569		14:49:29.998

Lap	Lap Tm	Diff	Time of Day
(55) Mark Stewart			
1	1:14.835	+0.265	14:41:51.283
2	1:14.593	+0.023	14:43:05.876
3	1:14.813	+0.243	14:44:20.689
4	1:14.570		14:45:35.259
5	1:14.630	+0.060	14:46:49.889
6	1:14.916	+0.346	14:48:04.805
7	1:14.773	+0.203	14:49:19.578

Lap	Lap Tm	Diff	Time of Day
(17) Noel Conachy			
1	1:16.329	+1.117	14:42:04.163
2	1:16.323	+1.111	14:43:20.486
3	1:15.262	+0.050	14:44:35.748
4	1:15.212		14:45:50.960
5	1:15.862	+0.650	14:47:06.822

Lap	Lap Tm	Diff	Time of Day
6	1:16.098	+0.886	14:48:22.920
7	1:16.239	+1.027	14:49:39.159
(477) Patrick Malley			
1	1:15.513	+0.132	14:42:18.609
2	1:15.652	+0.271	14:43:34.261
3	1:16.375	+0.994	14:44:50.636
4	1:16.003	+0.622	14:46:06.639
5	1:15.381		14:47:22.020
6	1:15.635	+0.254	14:48:37.655
7	1:15.904	+0.523	14:49:53.559

Lap	Lap Tm	Diff	Time of Day
(88) Chris Doherty			
1	1:16.239	+0.833	14:41:55.097
2	1:17.133	+1.727	14:43:12.230
3	1:16.125	+0.719	14:44:28.355
4	1:17.185	+1.779	14:45:45.540
5	1:16.133	+0.727	14:47:01.673
6	1:16.764	+1.358	14:48:18.437
7	1:15.406		14:49:33.843

Lap	Lap Tm	Diff	Time of Day
(52) Alan Sweetman			
1	1:19.185	+2.609	14:42:28.486
2	1:17.593	+1.017	14:43:46.079
3	1:17.545	+0.969	14:45:03.624
4	1:17.740	+1.164	14:46:21.364
5	1:16.576		14:47:37.940
6	1:17.525	+0.949	14:48:55.465
7	1:17.502	+0.926	14:50:12.967

Results provisional until the conclusion of judicial and technical matters

Orbits

Chief Timekeeper: D.Bradfield

Clerk of the Course: Chris Edwards

Live timing available at timing.rhwright.co.uk

www.mylaps.com

Licensed to: R.H.Wright Timing

Printed: 25/06/2023 13:14:28



R.H.Wright Timing

500MRCI 70th Anniversary Race Meeting

Irish Mini Coopers

Kirkistown 500 MRCI 1.512 miles

Race 1 (R5)

24/06/2023 11:00

Race (12:00 and 1 Laps)

6	88 11	52 12
5	17 9	477 10
4	260 7	55 8
3	96 5	98 6
2	7 3	28 4
1	555 1	65 2

POLE POSITION

Results provisional until the conclusion of judicial and technical matters

Orbits

Chief Timekeeper: D.Bradfield

Clerk of the Course: Chris Edwards

Live timing available at timing.rhwright.co.uk

www.mylaps.com

Licensed to: R.H.Wright Timing

Printed: 23/06/2023 14:52:09



500MRCI 70th Anniversary Race Meeting

Sorted on Laps

Irish Mini Coopers

Kirkistown 500 MRCI 1.512 miles

Race 1 (R5)

24/06/2023 11:00

Race (12:00 and 1 Laps) started at 11:41:49

Pos	No.	Name	Make	Laps	Total Tm	Best Tm	Best Speed	In Lap	Avg. Speed
1	28	Peter Bennett	1.6 Mini Cooper	11	13:53.870	1:14.073	73.482	10	71.802
2	7	Jack Conachy	1.6 Mini Cooper	11	13:53.876	1:14.171	73.385	8	71.801
3	555	Kian O'Brien	1.6 Mini Cooper	11	13:54.941	1:14.222	73.334	10	71.710
4	65	James Irvine	1.6 Mini Cooper	11	13:55.349	1:14.254	73.303	6	71.674
5	55	Mark Stewart	1.6 Mini Cooper	11	14:03.056	1:14.402	73.157	11	71.019
6	88	Chris Doherty	1.6 Mini Cooper	11	14:06.074	1:15.165	72.414	7	70.766
7	17	Noel Conachy	1.6 Mini Cooper	11	14:07.360	1:15.567	72.029	2	70.659
8	477	Patrick Malley	1.6 Mini Cooper	11	14:09.689	1:15.611	71.987	11	70.465
9	52	Alan Sweetman	1.6 Mini Cooper	11	14:23.624	1:16.999	70.689	3	69.328
Not classified									
DNF	98	Craig Gilmore	1.6 Mini Cooper	8	10:50.787	1:15.285	72.299	2	66.910
DQ	260	Wayne Owens	1.6 Mini Cooper	11	14:01.690	1:14.910	72.661	2	71.135
DQ	96	Darren Gilmore	1.6 Mini Cooper	11	14:02.384	1:14.890	72.680	6	71.076

Announcements

Penalty - Car 555 +5s - Exceeding Track Limits (Q12.21.2b)

Penalty - Car 65+5s - Exceeding Track Limits (Q12.21.2b)

Car No 260 disqualified from meeting (Q12.21.4)

Car No 96 disqualified from meeting (C1.1.9)

Margin of Victory	Avg. Speed	Best Lap Tm	Best Speed	Best Lap by
0.006	71.802	1:14.073	73.482	28 - Peter Bennett

Results provisional until the conclusion of judicial and technical matters

Orbits

Chief Timekeeper: D.Bradfield

Clerk of the Course: Chris Edwards

Live timing available at timing.rhwright.co.uk

www.mylaps.com

Licensed to: R.H.Wright Timing

Printed: 25/06/2023 13:24:48



500MRCI 70th Anniversary Race Meeting

Irish Mini Coopers

Kirkistown 500 MRCI 1.512 miles

Race 1 (R5)

24/06/2023 11:00

Race (12:00 and 1 Laps) started at 11:41:49

Lap	Lap Tm	Diff	Time of Day
(28) Peter Bennett			
1	1:20.925	+6.852	11:43:14.124
2	1:15.651	+1.578	11:44:29.775
3	1:16.387	+2.314	11:45:46.162
4	1:16.882	+2.809	11:47:03.044
5	1:14.674	+0.601	11:48:17.718
6	1:14.490	+0.417	11:49:32.208
7	1:14.293	+0.220	11:50:46.501
8	1:14.101	+0.028	11:52:00.602
9	1:14.215	+0.142	11:53:14.817
10	1:14.073		11:54:28.890
11	1:14.949	+0.876	11:55:43.839

Lap	Lap Tm	Diff	Time of Day
(7) Jack Conachy			
1	1:21.191	+7.020	11:43:14.119
2	1:15.701	+1.530	11:44:29.820
3	1:15.526	+1.355	11:45:45.346
4	1:14.955	+0.784	11:47:00.301
5	1:15.049	+0.878	11:48:15.350
6	1:15.037	+0.866	11:49:30.387
7	1:14.719	+0.548	11:50:45.106
8	1:14.171		11:51:59.277
9	1:14.623	+0.452	11:53:13.900
10	1:14.520	+0.349	11:54:28.420
11	1:15.425	+1.254	11:55:43.845

Lap	Lap Tm	Diff	Time of Day
(555) Kian O'Brien			
1	1:21.503	+7.281	11:43:13.896
2	1:14.511	+0.289	11:44:28.207
3	1:14.451	+0.229	11:45:42.658
4	1:14.313	+0.091	11:46:56.971
5	1:15.825	+1.603	11:48:12.796
6	1:14.403	+0.181	11:49:27.199
7	1:14.414	+0.192	11:50:41.613
8	1:14.240	+0.018	11:51:55.853
9	1:14.658	+0.436	11:53:10.511
10	1:14.222		11:54:24.733
11	1:15.177	+0.955	11:55:39.910

Lap	Lap Tm	Diff	Time of Day
(65) James Irvine			
1	1:21.302	+7.048	11:43:13.485
2	1:14.467	+0.213	11:44:27.952
3	1:14.521	+0.267	11:45:42.473
4	1:14.521	+0.267	11:46:56.994
5	1:16.277	+2.023	11:48:13.271
6	1:14.254		11:49:27.525
7	1:14.332	+0.078	11:50:41.857
8	1:14.312	+0.058	11:51:56.169
9	1:14.445	+0.191	11:53:10.614
10	1:14.542	+0.288	11:54:25.156
11	1:15.162	+0.908	11:55:40.318

Lap	Lap Tm	Diff	Time of Day
(55) Mark Stewart			
1	1:21.586	+7.184	11:43:15.692
2	1:15.879	+1.477	11:44:31.571
3	1:16.157	+1.755	11:45:47.728
4	1:18.705	+4.303	11:47:06.433
5	1:16.920	+2.518	11:48:23.353
6	1:16.218	+1.816	11:49:39.571
7	1:14.576	+0.174	11:50:54.147
8	1:15.365	+0.963	11:52:09.512
9	1:14.688	+0.286	11:53:24.200
10	1:14.423	+0.021	11:54:38.623
11	1:14.402		11:55:53.025

Lap	Lap Tm	Diff	Time of Day
(88) Chris Doherty			
1	1:23.257	+8.092	11:43:18.525
2	1:16.343	+1.178	11:44:34.868
3	1:15.814	+0.649	11:45:50.682
4	1:15.725	+0.560	11:47:06.407
5	1:16.526	+1.361	11:48:22.933
6	1:15.703	+0.538	11:49:38.636
7	1:15.165		11:50:53.801

Lap	Lap Tm	Diff	Time of Day
8	1:15.300	+0.135	11:52:09.101
9	1:15.684	+0.519	11:53:24.785
10	1:15.502	+0.337	11:54:40.287
11	1:15.756	+0.591	11:55:56.043

Lap	Lap Tm	Diff	Time of Day
(17) Noel Conachy			
1	1:22.274	+6.707	11:43:17.280
2	1:15.567		11:44:32.847
3	1:15.956	+0.389	11:45:48.803
4	1:16.408	+0.841	11:47:05.211
5	1:16.754	+1.187	11:48:21.965
6	1:15.754	+0.187	11:49:37.719
7	1:15.797	+0.230	11:50:53.516
8	1:16.001	+0.434	11:52:09.517
9	1:16.081	+0.514	11:53:25.598
10	1:15.798	+0.231	11:54:41.396
11	1:15.933	+0.366	11:55:57.329

Lap	Lap Tm	Diff	Time of Day
(477) Patrick Malley			
1	1:22.365	+6.754	11:43:17.020
2	1:15.685	+0.074	11:44:32.705
3	1:16.026	+0.415	11:45:48.731
4	1:17.014	+1.403	11:47:05.745
5	1:16.379	+0.768	11:48:22.124
6	1:17.485	+1.874	11:49:39.609
7	1:16.406	+0.795	11:50:56.015
8	1:16.171	+0.560	11:52:12.186
9	1:16.107	+0.496	11:53:28.293
10	1:15.754	+0.143	11:54:44.047
11	1:15.611		11:55:59.658

Lap	Lap Tm	Diff	Time of Day
(52) Alan Sweetman			
1	1:22.903	+5.904	11:43:18.204
2	1:17.049	+0.050	11:44:35.253
3	1:16.999		11:45:52.252
4	1:18.003	+1.004	11:47:10.255
5	1:16.999		11:48:27.254
6	1:17.649	+0.650	11:49:44.903
7	1:17.001	+0.002	11:51:01.904
8	1:18.131	+1.132	11:52:20.035
9	1:18.185	+1.186	11:53:38.220
10	1:17.712	+0.713	11:54:55.932
11	1:17.661	+0.662	11:56:13.593

Lap	Lap Tm	Diff	Time of Day
(98) Craig Gilmore			
1	1:21.325	+6.040	11:43:14.977
2	1:15.285		11:44:30.262
3	1:15.288	+0.003	11:45:45.550
4	1:19.904	+4.619	11:47:05.454
5	1:28.827	+13.542	11:48:34.281
6	1:16.728	+1.443	11:49:51.009
7	1:23.308	+8.023	11:51:14.317
8	1:26.439	+11.154	11:52:40.756

Lap	Lap Tm	Diff	Time of Day
(260) Wayne Owens			
1	1:21.196	+6.286	11:43:15.526
2	1:14.910		11:44:30.436
3	1:15.381	+0.471	11:45:45.817
4	1:18.719	+3.809	11:47:04.536
5	1:15.815	+0.905	11:48:20.351
6	1:15.332	+0.422	11:49:35.683
7	1:15.382	+0.472	11:50:51.065
8	1:15.269	+0.359	11:52:06.334
9	1:15.187	+0.277	11:53:21.521
10	1:15.024	+0.114	11:54:36.545
11	1:15.114	+0.204	11:55:51.659

Lap	Lap Tm	Diff	Time of Day
(96) Darren Gilmore			
1	1:22.566	+7.676	11:43:16.220
2	1:15.363	+0.473	11:44:31.583
3	1:16.259	+1.369	11:45:47.842
4	1:16.683	+1.793	11:47:04.525
5	1:16.684	+1.794	11:48:21.209
6	1:14.890		11:49:36.099

Results provisional until the conclusion of judicial and technical matters

Orbits

Chief Timekeeper: D.Bradfield

Clerk of the Course: Chris Edwards

Live timing available at timing.rhwright.co.uk

www.mylaps.com

Printed: 25/06/2023 13:14:39

Licensed to: R.H.Wright Timing





R.H.Wright Timing

500MRCI 70th Anniversary Race Meeting


Irish Mini Coopers

Kirkistown 500 MRCI 1.512 miles

Race 2 (R13)

24/06/2023 15:30

Race (12:00 and 1 Laps)



6	52	260
	11	12
5	477	88
	9	10
4	55	17
	7	8
3	98	96
	5	6
2	28	7
	3	4
1	555	65
	1	2

POLE POSITION



Results provisional until the conclusion of judicial and technical matters

Orbits

Chief Timekeeper: D.Bradfield

Clerk of the Course: Chris Edwards

Live timing available at timing.rhwright.co.uk

www.mylaps.com

Licensed to: R.H.Wright Timing

Printed: 23/06/2023 14:53:20



500MRCI 70th Anniversary Race Meeting

Sorted on Laps

Irish Mini Coopers

Kirkistown 500 MRCI 1.512 miles

Race 2 (R13)

24/06/2023 15:30

Race (12:00 and 1 Laps) started at 15:59:16

Pos	No.	Name	Make	Laps	Total Tm	Best Tm	Best Speed	In Lap	Avg. Speed
1	65	James Irvine	1.6 Mini Cooper	11	13:51.667	1:14.528	73.033	9	71.992
2	555	Kian O'Brien	1.6 Mini Cooper	11	13:53.348	1:14.653	72.911	9	71.847
3	7	Jack Conachy	1.6 Mini Cooper	11	13:55.399	1:14.378	73.181	10	71.670
4	55	Mark Stewart	1.6 Mini Cooper	11	13:55.889	1:14.304	73.253	10	71.628
5	98	Craig Gilmore	1.6 Mini Cooper	11	14:03.163	1:15.033	72.542	11	71.010
6	88	Chris Doherty	1.6 Mini Cooper	11	14:03.177	1:15.516	72.078	10	71.009
7	17	Noel Conachy	1.6 Mini Cooper	11	14:05.818	1:15.353	72.234	11	70.787
8	477	Patrick Malley	1.6 Mini Cooper	11	14:12.399	1:15.612	71.986	11	70.241
9	52	Alan Sweetman	1.6 Mini Cooper	11	14:22.473	1:16.458	71.190	2	69.420
Not classified									
DNF	28	Peter Bennett	1.6 Mini Cooper	4	5:07.571	1:14.652	72.912	4	70.787

Margin of Victory

Avg. Speed

Best Lap Tm

Best Speed

Best Lap by

1.681

71.992

1:14.304

73.253

55 - Mark Stewart

Results provisional until the conclusion of judicial and technical matters

Orbits

Chief Timekeeper: D.Bradfield

Clerk of the Course: Chris Edwards

Live timing available at timing.rhwright.co.uk

www.mylaps.com

Licensed to: R.H.Wright Timing

Printed: 24/06/2023 16:14:07



500MRCI 70th Anniversary Race Meeting


Irish Mini Coopers

Kirkistown 500 MRCI 1.512 miles

Race 2 (R13)

24/06/2023 15:30

Race (12:00 and 1 Laps) started at 15:59:16



Lap	Lap Tm	Diff	Time of Day
(65) James Irvine			
1	1:20.801	+6.273	16:00:38.984
2	1:15.052	+0.524	16:01:54.036
3	1:14.865	+0.337	16:03:08.901
4	1:14.817	+0.289	16:04:23.718
5	1:15.125	+0.597	16:05:38.843
6	1:14.620	+0.092	16:06:53.463
7	1:14.835	+0.307	16:08:08.298
8	1:14.770	+0.242	16:09:23.068
9	1:14.528		16:10:37.596
10	1:15.093	+0.565	16:11:52.689
11	1:15.102	+0.574	16:13:07.791

(555) Kian O'Brien			
1	1:20.938	+6.285	16:00:39.267
2	1:15.579	+0.926	16:01:54.846
3	1:15.023	+0.370	16:03:09.869
4	1:14.945	+0.292	16:04:24.814
5	1:15.273	+0.620	16:05:40.087
6	1:15.397	+0.744	16:06:55.484
7	1:15.012	+0.359	16:08:10.496
8	1:14.742	+0.089	16:09:25.238
9	1:14.653		16:10:39.891
10	1:14.733	+0.080	16:11:54.624
11	1:14.848	+0.195	16:13:09.472

(7) Jack Conachy			
1	1:20.985	+6.607	16:00:40.189
2	1:15.043	+0.665	16:01:55.232
3	1:16.350	+1.972	16:03:11.582
4	1:16.137	+1.759	16:04:27.719
5	1:15.087	+0.709	16:05:42.806
6	1:15.460	+1.082	16:06:58.266
7	1:14.564	+0.186	16:08:12.830
8	1:14.635	+0.257	16:09:27.465
9	1:14.540	+0.162	16:10:42.005
10	1:14.378		16:11:56.383
11	1:15.140	+0.762	16:13:11.523

(55) Mark Stewart			
1	1:20.622	+6.318	16:00:40.970
2	1:14.556	+0.252	16:01:55.526
3	1:16.100	+1.796	16:03:11.626
4	1:16.404	+2.100	16:04:28.030
5	1:15.636	+1.332	16:05:43.666
6	1:14.907	+0.603	16:06:58.573
7	1:14.537	+0.233	16:08:13.110
8	1:14.841	+0.537	16:09:27.951
9	1:14.429	+0.125	16:10:42.380
10	1:14.304		16:11:56.684
11	1:15.329	+1.025	16:13:12.013

(98) Craig Gilmore			
1	1:22.159	+7.126	16:00:41.932
2	1:15.257	+0.224	16:01:57.189
3	1:16.073	+1.040	16:03:13.262
4	1:16.160	+1.127	16:04:29.422
5	1:16.889	+1.856	16:05:46.311
6	1:15.774	+0.741	16:07:02.085
7	1:15.437	+0.404	16:08:17.522
8	1:15.220	+0.187	16:09:32.742
9	1:15.941	+0.908	16:10:48.683
10	1:15.571	+0.538	16:12:04.254
11	1:15.033		16:13:19.287

(88) Chris Doherty			
1	1:20.818	+5.302	16:00:41.403
2	1:15.518	+0.002	16:01:56.921
3	1:16.110	+0.594	16:03:13.031
4	1:16.217	+0.701	16:04:29.248
5	1:15.540	+0.024	16:05:44.788
6	1:16.192	+0.676	16:07:00.980
7	1:15.578	+0.062	16:08:16.558

Lap	Lap Tm	Diff	Time of Day
8	1:15.681	+0.165	16:09:32.239
9	1:15.986	+0.470	16:10:48.225
10	1:15.516		16:12:03.741
11	1:15.560	+0.044	16:13:19.301

(17) Noel Conachy			
1	1:21.513	+6.160	16:00:42.011
2	1:15.935	+0.582	16:01:57.946
3	1:15.562	+0.209	16:03:13.508
4	1:16.290	+0.937	16:04:29.798
5	1:16.498	+1.145	16:05:46.296
6	1:16.697	+1.344	16:07:02.993
7	1:16.010	+0.657	16:08:19.003
8	1:16.026	+0.673	16:09:35.029
9	1:16.145	+0.792	16:10:51.174
10	1:15.415	+0.062	16:12:06.589
11	1:15.353		16:13:21.942

(477) Patrick Malley			
1	1:22.573	+6.961	16:00:43.468
2	1:17.101	+1.489	16:02:00.569
3	1:16.451	+0.839	16:03:17.020
4	1:16.863	+1.251	16:04:33.883
5	1:18.908	+3.296	16:05:52.791
6	1:16.137	+0.525	16:07:08.928
7	1:15.659	+0.047	16:08:24.587
8	1:16.487	+0.875	16:09:41.074
9	1:15.926	+0.314	16:10:57.000
10	1:15.911	+0.299	16:12:12.911
11	1:15.612		16:13:28.523

(52) Alan Sweetman			
1	1:21.801	+5.343	16:00:43.029
2	1:16.458		16:01:59.487
3	1:16.892	+0.434	16:03:16.379
4	1:17.502	+1.044	16:04:33.881
5	1:18.970	+2.512	16:05:52.851
6	1:17.384	+0.926	16:07:10.235
7	1:17.634	+1.176	16:08:27.869
8	1:17.895	+1.437	16:09:45.764
9	1:17.522	+1.064	16:11:03.286
10	1:17.851	+1.393	16:12:21.137
11	1:17.460	+1.002	16:13:38.597

(28) Peter Bennett			
1	1:20.065	+5.413	16:00:39.325
2	1:14.848	+0.196	16:01:54.173
3	1:14.870	+0.218	16:03:09.043
4	1:14.652		16:04:23.695

Results provisional until the conclusion of judicial and technical matters

Orbits

Chief Timekeeper: D.Bradfield

Clerk of the Course: Chris Edwards

Live timing available at timing.rhwright.co.uk

www.mylaps.com

Licensed to: R.H.Wright Timing

