



## 500MRCI 70th Anniversary Race Meeting

Sorted on best lap time

SEAT Supercup Ireland

Kirkistown 500 MRCI 1.512 miles

Qualifying (Q3)

23/06/2023 14:20

Qualifying started at 14:23:38

Pos	No.	Name	Make	Best Tm	Diff	In Lap	Best Speed	2nd Best	2nd Lap
1	17	Sam Mansfield	2.0 SEAT Supercopa	<b>1:01.301</b>		4	88.792	1:01.332	6
2	6	David Maguire	2.0 SEAT Supercopa	<b>1:01.624</b>	0.323	8	88.326	1:01.922	9
3	8	Harry McGovern	2.0 SEAT Supercopa	<b>1:01.708</b>	0.407	8	88.206	1:01.827	7
4	10	Barry English	2.0 SEAT Supercopa	<b>1:01.715</b>	0.414	5	88.196	1:02.040	9
5	48	Graham McDonnell	2.0 SEAT Supercopa	<b>1:01.750</b>	0.449	8	88.146	1:01.967	5
6	970	Shane Murphy	2.0 SEAT Supercopa	<b>1:01.853</b>	0.552	5	87.999	1:01.885	7
7	142	Paul Parr	2.0 SEAT Supercopa	<b>1:01.909</b>	0.608	6	87.920	1:01.947	3
8	55	Eddie Peterson	2.0 SEAT Supercopa	<b>1:02.020</b>	0.719	6	87.762	1:02.174	5
9	33	Brian Berry	2.0 SEAT Supercopa	<b>1:02.093</b>	0.792	7	87.659	1:02.277	9
10	777	Adrian McNally	2.0 SEAT Supercopa	<b>1:02.616</b>	1.315	8	86.927	1:03.127	7
11	7	Gary Corcoran	2.0 SEAT Supercopa	<b>1:03.009</b>	1.708	8	86.385	1:03.502	3
12	69	Tom Gaughran	2.0 SEAT Supercopa	<b>1:03.780</b>	2.479	5	85.341	1:03.884	6

### Announcements

Car 17 – Please fit a working transponder as per MSUK Reg Q12.8.1

Car 17 - No transponder times recorded (Q12.8.1)

Results provisional until the conclusion of judicial and technical matters

Orbits

Chief Timekeeper: D.Bradfield

Clerk of the Course: Chris Edwards

Live timing available at [timing.rhwright.co.uk](http://timing.rhwright.co.uk)

[www.mylaps.com](http://www.mylaps.com)

Licensed to: R.H.Wright Timing



## 500MRCI 70th Anniversary Race Meeting


SEAT Supercup Ireland

Kirkistown 500 MRCI 1.512 miles

Qualifying (Q3)

23/06/2023 14:20

Qualifying started at 14:23:38



Lap	Lap Tm	Diff	Time of Day
<b>(17) Sam Mansfield</b>			
1	1:03.654	+2.353	14:25:59.847
2	1:03.261	+1.960	14:27:03.108
3	1:01.529	+0.228	14:28:04.637
4	1:01.301		14:29:05.938
5	1:01.472	+0.171	14:30:07.410
6	1:01.332	+0.031	14:31:08.742
7	1:02.013	+0.712	14:32:10.755
8	2:03.847	+1:02.546	14:34:14.602
<b>(6) David Maguire</b>			
1	1:06.854	+5.230	14:26:11.993
2	1:13.142	+11.518	14:27:25.135
3	1:02.984	+1.360	14:28:28.119
4	1:02.246	+0.622	14:29:30.365
5	1:02.111	+0.487	14:30:32.476
6	1:02.063	+0.439	14:31:34.539
7	1:02.206	+0.582	14:32:36.745
8	1:01.624		14:33:38.369
9	1:01.922	+0.298	14:34:40.291
<b>(8) Harry McGovern</b>			
1	1:06.560	+4.852	14:27:03.836
2	1:03.937	+2.229	14:28:07.773
3	1:03.528	+1.820	14:29:11.301
4	1:02.204	+0.496	14:30:13.505
5	1:07.561	+5.853	14:31:21.066
6	1:08.571	+6.863	14:32:29.637
7	1:01.827	+0.119	14:33:31.464
8	1:01.708		14:34:33.172
<b>(10) Barry English</b>			
1	1:03.029	+1.314	14:26:03.943
2	1:02.573	+0.858	14:27:06.516
3	1:06.412	+4.697	14:28:12.928
4	1:02.406	+0.691	14:29:15.334
5	1:01.715		14:30:17.049
6	1:02.453	+0.738	14:31:19.502
7	1:05.425	+3.710	14:32:24.927
8	1:02.729	+1.014	14:33:27.656
9	1:02.040	+0.325	14:34:29.696
<b>(48) Graham McDonnell</b>			
1	1:07.438	+5.688	14:26:11.405
2	1:13.299	+11.549	14:27:24.704
3	1:02.867	+1.117	14:28:27.571
4	1:02.319	+0.569	14:29:29.890
5	1:01.967	+0.217	14:30:31.857
6	1:06.675	+4.925	14:31:38.532
7	1:02.095	+0.345	14:32:40.627
8	1:01.750		14:33:42.377
<b>(970) Shane Murphy</b>			
1	1:05.259	+3.406	14:27:03.810
2	1:02.647	+0.794	14:28:06.457
3	1:02.204	+0.351	14:29:08.661
4	1:01.916	+0.063	14:30:10.577
5	1:01.853		14:31:12.430
6	1:02.862	+1.009	14:32:15.292
7	1:01.885	+0.032	14:33:17.177
8	1:02.148	+0.295	14:34:19.325
<b>(142) Paul Parr</b>			
1	1:05.496	+3.587	14:26:31.274
2	1:02.613	+0.704	14:27:33.887
3	1:01.947	+0.038	14:28:35.834
4	1:02.334	+0.425	14:29:38.168
5	1:02.475	+0.566	14:30:40.643
6	1:01.909		14:31:42.552
7	1:02.683	+0.774	14:32:45.235
8	1:02.227	+0.318	14:33:47.462
<b>(55) Eddie Peterson</b>			

Lap	Lap Tm	Diff	Time of Day
1	1:05.134	+3.114	14:26:03.094
2	1:02.104	+0.084	14:27:05.198
3	1:04.544	+2.524	14:28:09.742
4	1:02.437	+0.417	14:29:12.179
5	1:02.174	+0.154	14:30:14.353
6	1:02.020		14:31:16.373
7	1:02.689	+0.669	14:32:19.062
8	1:02.601	+0.581	14:33:21.663
9	1:02.486	+0.466	14:34:24.149
<b>(33) Brian Berry</b>			
1	1:27.642	+25.549	14:25:24.991
2	1:05.427	+3.334	14:26:30.418
3	1:02.497	+0.404	14:27:32.915
4	1:02.339	+0.246	14:28:35.254
5	1:02.316	+0.223	14:29:37.570
6	1:08.578	+6.485	14:30:46.148
7	1:02.093		14:31:48.241
8	1:02.402	+0.309	14:32:50.643
9	1:02.277	+0.184	14:33:52.920
<b>(77) Adrian McNally</b>			
1	1:05.851	+3.235	14:26:39.656
2	1:04.124	+1.508	14:27:43.780
3	1:02.818	+0.202	14:28:46.598
4	1:03.358	+0.742	14:29:49.956
5	1:03.568	+0.952	14:30:53.524
6	1:03.158	+0.542	14:31:56.682
7	1:03.127	+0.511	14:32:59.809
8	1:02.616		14:34:02.425
<b>(7) Gary Corcoran</b>			
1	1:06.264	+3.255	14:26:32.956
2	1:04.357	+1.348	14:27:37.313
3	1:03.502	+0.493	14:28:40.815
4	1:03.611	+0.602	14:29:44.426
5	1:03.583	+0.574	14:30:48.009
6	1:03.570	+0.561	14:31:51.579
7	1:03.726	+0.717	14:32:55.305
8	1:03.009		14:33:58.314
<b>(69) Tom Gaughan</b>			
1	1:18.107	+14.327	14:26:46.818
2	1:05.773	+1.993	14:27:52.591
3	1:04.536	+0.756	14:28:57.127
4	1:03.654	-0.126	14:30:00.781
5	1:03.780		14:31:04.561
6	1:03.884	+0.104	14:32:08.445
7	1:04.265	+0.485	14:33:12.710
8	1:04.847	+1.067	14:34:17.557

Results provisional until the conclusion of judicial and technical matters

Orbits

Chief Timekeeper: D.Bradfield

Clerk of the Course: Chris Edwards

Live timing available at [timing.rhwright.co.uk](http://timing.rhwright.co.uk)

[www.mylaps.com](http://www.mylaps.com)

Licensed to: R.H.Wright Timing





# R.H.Wright Timing

## 500MRCI 70th Anniversary Race Meeting


SEAT Supercup Ireland

Kirkistown 500 MRCI 1.512 miles

Race 1 (R4)

24/06/2023 10:30

Race (12:00 and 1 Laps)



6	7	69
	11	12
5	33	777
	9	10
4	142	55
	7	8
3	48	970
	5	6
2	8	10
	3	4
1	17	6
	1	2

POLE POSITION



Results provisional until the conclusion of judicial and technical matters

Orbits

Chief Timekeeper: D.Bradfield

Clerk of the Course: Chris Edwards

Live timing available at [timing.rhwright.co.uk](http://timing.rhwright.co.uk)

[www.mylaps.com](http://www.mylaps.com)

Printed: 23/06/2023 14:59:34

Licensed to: R.H.Wright Timing



## 500MRCI 70th Anniversary Race Meeting

Sorted on Laps

SEAT Supercup Ireland

Kirkistown 500 MRCI 1.512 miles

Race 1 restart (R4)

24/06/2023 11:12

Race (10:00 and 1 Laps) started at 11:19:48

Pos	No.	Name	Make	Laps	Total Tm	Best Tm	Best Speed	In Lap	Avg. Speed
1	48	Graham McDonnell	2.0 SEAT Supercopa	10	11:34.160	1:01.718	88.192	8	78.412
2	17	Sam Mansfield	2.0 SEAT Supercopa	10	11:36.257	1:02.488	87.105	4	78.175
3	6	David Maguire	2.0 SEAT Supercopa	10	11:36.539	1:02.313	87.350	7	78.144
4	10	Barry English	2.0 SEAT Supercopa	10	11:36.636	1:02.348	87.301	9	78.133
5	8	Harry McGovern	2.0 SEAT Supercopa	10	11:38.885	1:02.322	87.337	5	77.881
6	970	Shane Murphy	2.0 SEAT Supercopa	10	11:39.003	1:02.573	86.987	5	77.868
7	33	Brian Berry	2.0 SEAT Supercopa	10	11:39.492	1:01.833	88.028	7	77.814
8	55	Eddie Peterson	2.0 SEAT Supercopa	10	11:40.031	1:02.374	87.264	3	77.754
9	7	Gary Corcoran	2.0 SEAT Supercopa	10	11:41.957	1:02.552	87.016	8	77.541
10	142	Paul Parr	2.0 SEAT Supercopa	10	11:53.914	1:03.069	86.303	5	76.242
11	69	Tom Gaughran	2.0 SEAT Supercopa	10	12:05.177	1:04.700	84.127	6	75.058

Not classified

DNF	777	Adrian McNally	2.0 SEAT Supercopa					0	-
-----	-----	----------------	--------------------	--	--	--	--	---	---

Margin of Victory	Avg. Speed	Best Lap Tm	Best Speed	Best Lap by
2.097	78.412	1:01.718	88.192	48 - Graham McDonnell

Results provisional until the conclusion of judicial and technical matters

Orbits

Chief Timekeeper: D.Bradfield

Clerk of the Course: Chris Edwards

Live timing available at [timing.rhwright.co.uk](http://timing.rhwright.co.uk)

[www.mylaps.com](http://www.mylaps.com)

Licensed to: R.H.Wright Timing

Printed: 24/06/2023 11:32:53



## 500MRCI 70th Anniversary Race Meeting

SEAT Supercup Ireland

Kirkistown 500 MRCI 1.512 miles

Race 1 restart (R4)

24/06/2023 11:12

Race (10:00 and 1 Laps) started at 11:19:48

Lap	Lap Tm	Diff	Time of Day
<b>(48) Graham McDonnell</b>			
1	1:06.233	+4.515	11:20:58.109
2	2:02.885	+1:01.167	11:23:00.994
3	1:02.815	+1.097	11:24:03.809
4	1:02.229	+0.511	11:25:06.038
5	1:02.387	+0.669	11:26:08.425
6	1:02.129	+0.411	11:27:10.554
7	1:01.975	+0.257	11:28:12.529
8	1:01.718		11:29:14.247
9	1:04.154	+2.436	11:30:18.401
10	1:04.134	+2.416	11:31:22.535
<b>(17) Sam Mansfield</b>			
1	1:08.392	+5.904	11:20:58.903
2	2:02.775	+1:00.287	11:23:01.678
3	1:03.193	+0.705	11:24:04.871
4	1:02.488		11:25:07.359
5	1:02.586	+0.098	11:26:09.945
6	1:02.555	+0.067	11:27:12.500
7	1:02.745	+0.257	11:28:15.245
8	1:03.091	+0.603	11:29:18.336
9	1:03.240	+0.752	11:30:21.576
10	1:03.056	+0.568	11:31:24.632
<b>(6) David Maguire</b>			
1	1:09.000	+6.687	11:20:59.890
2	2:03.163	+1:00.850	11:23:02.853
3	1:02.845	+0.532	11:24:05.698
4	1:02.469	+0.156	11:25:08.167
5	1:02.370	+0.057	11:26:10.537
6	1:02.659	+0.346	11:27:13.196
7	1:02.313		11:28:15.509
8	1:03.241	+0.928	11:29:18.750
9	1:03.430	+1.117	11:30:22.180
10	1:02.734	+0.421	11:31:24.914
<b>(10) Barry English</b>			
1	1:08.300	+5.952	11:20:59.778
2	2:03.783	+1:01.435	11:23:03.561
3	1:02.973	+0.625	11:24:06.534
4	1:02.736	+0.388	11:25:09.270
5	1:02.514	+0.166	11:26:11.784
6	1:03.156	+0.808	11:27:14.940
7	1:02.653	+0.305	11:28:17.593
8	1:02.578	+0.230	11:29:20.171
9	1:02.348		11:30:22.519
10	1:02.492	+0.144	11:31:25.011
<b>(8) Harry McGovern</b>			
1	1:08.688	+6.363	11:21:00.264
2	2:04.062	+1:01.740	11:23:04.326
3	1:02.486	+0.164	11:24:06.812
4	1:02.865	+0.543	11:25:09.677
5	1:02.322		11:26:11.999
6	1:03.249	+0.927	11:27:15.248
7	1:02.663	+0.341	11:28:17.911
8	1:03.058	+0.736	11:29:20.969
9	1:03.159	+0.837	11:30:24.128
10	1:03.132	+0.810	11:31:27.260
<b>(970) Shane Murphy</b>			
1	1:09.063	+6.490	11:21:01.005
2	2:03.483	+1:00.910	11:23:04.488
3	1:02.580	+0.007	11:24:07.068
4	1:02.786	+0.213	11:25:09.854
5	1:02.573		11:26:12.427
6	1:03.029	+0.456	11:27:15.456
7	1:02.830	+0.257	11:28:18.286
8	1:02.726	+0.153	11:29:21.012
9	1:03.492	+0.919	11:30:24.504
10	1:02.874	+0.301	11:31:27.378
<b>(33) Brian Bery</b>			

Lap	Lap Tm	Diff	Time of Day
1	2:07.831	+1:05.998	11:22:00.915
2	1:06.906	+5.073	11:23:07.821
3	1:04.058	+2.225	11:24:11.879
4	1:01.876	+0.043	11:25:13.755
5	1:01.874	+0.041	11:26:15.629
6	1:02.093	+0.260	11:27:17.722
7	1:01.833		11:28:19.555
8	1:02.133	+0.300	11:29:21.688
9	1:03.611	+1.778	11:30:25.299
10	1:02.568	+0.735	11:31:27.867
<b>(55) Eddie Peterson</b>			
1	1:09.362	+6.988	11:21:01.719
2	2:03.984	+1:01.610	11:23:05.703
3	1:02.374		11:24:08.077
4	1:02.408	+0.034	11:25:10.485
5	1:02.404	+0.030	11:26:12.889
6	1:02.811	+0.437	11:27:15.700
7	1:02.873	+0.499	11:28:18.573
8	1:02.919	+0.545	11:29:21.492
9	1:03.834	+1.460	11:30:25.326
10	1:03.080	+0.706	11:31:28.406
<b>(7) Gary Corcoran</b>			
1	1:09.453	+6.901	11:21:02.614
2	2:03.877	+1:01.325	11:23:06.491
3	1:03.489	+0.937	11:24:09.980
4	1:02.893	+0.341	11:25:12.873
5	1:02.828	+0.276	11:26:15.701
6	1:03.527	+0.975	11:27:19.228
7	1:02.874	+0.322	11:28:22.102
8	1:02.552		11:29:24.654
9	1:02.838	+0.286	11:30:27.492
10	1:02.840	+0.288	11:31:30.332
<b>(142) Paul Parr</b>			
1	1:20.397	+17.328	11:21:13.223
2	1:54.352	+51.283	11:23:07.575
3	1:04.978	+1.909	11:24:12.553
4	1:03.384	+0.315	11:25:15.937
5	1:03.069		11:26:19.006
6	1:03.267	+0.198	11:27:22.273
7	1:03.755	+0.686	11:28:26.028
8	1:03.890	+0.821	11:29:29.918
9	1:04.115	+1.046	11:30:34.033
10	1:08.256	+5.187	11:31:42.289
<b>(69) Tom Gaughan</b>			
1	1:10.117	+5.417	11:21:03.576
2	2:03.811	+59.111	11:23:07.387
3	1:07.550	+2.850	11:24:14.937
4	1:04.711	+0.011	11:25:19.648
5	1:05.268	+0.568	11:26:24.916
6	1:04.700		11:27:29.616
7	1:05.971	+1.271	11:28:35.587
8	1:06.089	+1.389	11:29:41.676
9	1:05.456	+0.756	11:30:47.132
10	1:06.420	+1.720	11:31:53.552

Results provisional until the conclusion of judicial and technical matters

Orbits

Chief Timekeeper: D.Bradfield

Clerk of the Course: Chris Edwards

Live timing available at [timing.rhwright.co.uk](http://timing.rhwright.co.uk)

[www.mylaps.com](http://www.mylaps.com)

Licensed to: R.H.Wright Timing





## 500MRCI 70th Anniversary Race Meeting


SEAT Supercup Ireland

Kirkistown 500 MRCI 1.512 miles

Race 2 (R12)

24/06/2023 15:00

Race (12:00 and 1 Laps)



6	7	69
	11	12
5	33	777
	9	10
4	8	17
	7	8
3	6	970
	5	6
2	48	142
	3	4
1	55	10
	1	2

POLE POSITION



Results provisional until the conclusion of judicial and technical matters

Orbits

Chief Timekeeper: D.Bradfield

Clerk of the Course: Chris Edwards

Live timing available at [timing.rhwright.co.uk](http://timing.rhwright.co.uk)

[www.mylaps.com](http://www.mylaps.com)

Licensed to: R.H.Wright Timing

Printed: 24/06/2023 14:27:15



## 500MRCI 70th Anniversary Race Meeting

Sorted on Laps

SEAT Supercup Ireland

Kirkistown 500 MRCI 1.512 miles

Race 2 (R12)

24/06/2023 15:00

Race (12:00 and 1 Laps) started at 15:35:49

Pos	No.	Name	Make	Laps	Total Tm	Best Tm	Best Speed	In Lap	Avg. Speed
1	55	Eddie Peterson	2.0 SEAT Supercopa	13	13:40.026	1:02.095	87.656	5	86.289
2	33	Brian Berry	2.0 SEAT Supercopa	13	13:46.236	1:02.085	87.670	4	85.640
3	777	Adrian McNally	2.0 SEAT Supercopa	13	13:47.164	1:01.892	87.944	8	85.544
4	48	Graham McDonnell	2.0 SEAT Supercopa	13	13:48.169	1:02.085	87.670	4	85.441
5	142	Paul Parr	2.0 SEAT Supercopa	13	13:51.771	1:02.776	86.705	5	85.071
6	17	Sam Mansfield	2.0 SEAT Supercopa	13	13:52.176	1:01.736	88.166	3	85.029
7	6	David Maguire	2.0 SEAT Supercopa	13	13:54.207	1:02.410	87.214	9	84.822
8	7	Gary Corcoran	2.0 SEAT Supercopa	13	13:54.566	1:02.534	87.041	4	84.786
9	8	Harry McGovern	2.0 SEAT Supercopa	13	13:55.291	1:02.629	86.909	3	84.712
10	69	Tom Gaughran	2.0 SEAT Supercopa	13	14:13.338	1:04.119	84.889	5	82.921
11	970	Shane Murphy	2.0 SEAT Supercopa	12	13:40.152	1:02.001	87.789	7	79.639
12	10	Barry English	2.0 SEAT Supercopa	12	14:26.141	1:02.350	87.298	3	75.411

Margin of Victory

Avg. Speed

Best Lap Tm

Best Speed

Best Lap by

6.210

86.289

1:01.736

88.166

17 - Sam Mansfield

Results provisional until the conclusion of judicial and technical matters

Orbits

Chief Timekeeper: D.Bradfield

Clerk of the Course: Chris Edwards

Live timing available at [timing.rhwright.co.uk](http://timing.rhwright.co.uk)

[www.mylaps.com](http://www.mylaps.com)

Printed: 24/06/2023 15:52:12

Licensed to: R.H.Wright Timing



## 500MRCI 70th Anniversary Race Meeting

SEAT Supercup Ireland

Kirkstown 500 MRCI 1.512 miles

Race 2 (R12)

24/06/2023 15:00

Race (12:00 and 1 Laps) started at 15:35:49

Lap	Lap Tm	Diff	Time of Day
<b>(55) Eddie Peterson</b>			
1	1:07.994	+5.899	15:36:58.935
2	1:02.691	+0.596	15:38:01.626
3	1:02.436	+0.341	15:39:04.062
4	1:02.685	+0.590	15:40:06.747
5	1:02.095		15:41:08.842
6	1:02.572	+0.477	15:42:11.414
7	1:02.391	+0.296	15:43:13.805
8	1:02.371	+0.276	15:44:16.176
9	1:02.461	+0.366	15:45:18.637
10	1:02.525	+0.430	15:46:21.162
11	1:02.382	+0.287	15:47:23.544
12	1:02.565	+0.470	15:48:26.109
13	1:03.003	+0.908	15:49:29.112

Lap	Lap Tm	Diff	Time of Day
<b>(33) Brian Berry</b>			
1	1:09.860	+7.775	15:37:00.973
2	1:04.013	+1.928	15:38:04.986
3	1:02.579	+0.494	15:39:07.565
4	1:02.085		15:40:09.650
5	1:02.714	+0.629	15:41:12.364
6	1:04.205	+2.120	15:42:16.569
7	1:02.385	+0.300	15:43:18.954
8	1:02.428	+0.343	15:44:21.382
9	1:02.780	+0.695	15:45:24.162
10	1:02.842	+0.757	15:46:27.004
11	1:02.745	+0.660	15:47:29.749
12	1:02.864	+0.779	15:48:32.613
13	1:02.709	+0.624	15:49:35.322

Lap	Lap Tm	Diff	Time of Day
<b>(777) Adrian McNally</b>			
1	1:09.531	+7.639	15:37:03.519
2	1:03.478	+1.586	15:38:06.997
3	1:02.857	+0.965	15:39:09.854
4	1:03.458	+1.566	15:40:13.312
5	1:02.683	+0.791	15:41:15.995
6	1:02.162	+0.270	15:42:18.157
7	1:03.126	+1.234	15:43:21.283
8	1:01.892		15:44:23.175
9	1:01.912	+0.020	15:45:25.087
10	1:02.895	+1.003	15:46:27.982
11	1:03.199	+1.307	15:47:31.181
12	1:02.201	+0.309	15:48:33.382
13	1:02.868	+0.976	15:49:36.250

Lap	Lap Tm	Diff	Time of Day
<b>(48) Graham McDonnell</b>			
1	1:09.167	+7.082	15:37:02.014
2	1:03.585	+1.500	15:38:05.599
3	1:02.672	+0.587	15:39:08.271
4	1:02.085		15:40:10.356
5	1:02.729	+0.644	15:41:13.085
6	1:04.266	+2.181	15:42:17.351
7	1:02.381	+0.296	15:43:19.732
8	1:02.700	+0.615	15:44:22.432
9	1:03.349	+1.264	15:45:25.781
10	1:03.242	+1.157	15:46:29.023
11	1:03.050	+0.965	15:47:32.073
12	1:02.610	+0.525	15:48:34.683
13	1:02.572	+0.487	15:49:37.255

Lap	Lap Tm	Diff	Time of Day
<b>(142) Paul Parr</b>			
1	1:08.587	+5.811	15:37:01.630
2	1:04.231	+1.455	15:38:05.861
3	1:03.437	+0.661	15:39:09.298
4	1:02.903	+0.127	15:40:12.201
5	1:02.776		15:41:14.977
6	1:02.998	+0.222	15:42:17.975
7	1:03.372	+0.596	15:43:21.347
8	1:03.410	+0.634	15:44:24.757
9	1:03.021	+0.245	15:45:27.778
10	1:03.303	+0.527	15:46:31.081
11	1:03.187	+0.411	15:47:34.268
12	1:03.294	+0.518	15:48:37.562

Lap	Lap Tm	Diff	Time of Day
<b>(17) Sam Mansfield</b>			
13	1:03.295	+0.519	15:49:40.857
1	1:08.308	+6.572	15:37:00.985
2	1:03.054	+1.318	15:38:04.039
3	1:01.736		15:39:05.775
4	1:02.874	+1.138	15:40:08.649
5	1:03.376	+1.640	15:41:12.025
6	1:04.765	+3.029	15:42:16.790
7	1:02.872	+1.136	15:43:19.662
8	1:02.117	+0.381	15:44:21.779
9	1:02.733	+0.997	15:45:24.512
10	1:02.836	+1.100	15:46:27.348
11	1:05.369	+3.633	15:47:32.717
12	1:02.174	+0.438	15:48:34.891
13	1:06.371	+4.635	15:49:41.262

Lap	Lap Tm	Diff	Time of Day
<b>(6) David Maguire</b>			
1	1:10.446	+8.036	15:37:02.919
2	1:03.492	+1.082	15:38:06.411
3	1:03.252	+0.842	15:39:09.663
4	1:02.966	+0.556	15:40:12.629
5	1:03.444	+1.034	15:41:16.073
6	1:04.905	+2.495	15:42:20.978
7	1:03.097	+0.687	15:43:24.075
8	1:02.965	+0.555	15:44:27.040
9	1:02.410		15:45:29.450
10	1:03.989	+1.579	15:46:33.439
11	1:03.015	+0.605	15:47:36.454
12	1:03.225	+0.815	15:48:39.679
13	1:03.614	+1.204	15:49:43.293

Lap	Lap Tm	Diff	Time of Day
<b>(7) Gary Corcoran</b>			
1	1:10.013	+7.479	15:37:03.358
2	1:04.824	+2.290	15:38:08.182
3	1:03.324	+0.790	15:39:11.506
4	1:02.534		15:40:14.040
5	1:03.018	+0.484	15:41:17.058
6	1:03.077	+0.543	15:42:20.135
7	1:02.853	+0.319	15:43:22.988
8	1:02.627	+0.093	15:44:25.615
9	1:02.714	+0.180	15:45:28.329
10	1:03.345	+0.811	15:46:31.674
11	1:03.406	+0.872	15:47:35.080
12	1:04.601	+2.067	15:48:39.681
13	1:03.971	+1.437	15:49:43.652

Lap	Lap Tm	Diff	Time of Day
<b>(8) Harry McGovern</b>			
1	1:07.766	+5.137	15:36:59.429
2	1:02.866	+0.237	15:38:02.295
3	1:02.629		15:39:04.924
4	1:03.023	+0.394	15:40:07.947
5	1:03.435	+0.806	15:41:11.382
6	1:02.837	+0.208	15:42:14.219
7	1:02.639	+0.010	15:43:16.858
8	1:02.829	+0.200	15:44:19.687
9	1:03.329	+0.700	15:45:23.016
10	1:11.747	+9.118	15:46:34.763
11	1:03.041	+0.412	15:47:37.804
12	1:03.284	+0.655	15:48:41.088
13	1:03.289	+0.660	15:49:44.377

Lap	Lap Tm	Diff	Time of Day
<b>(69) Tom Gaughan</b>			
1	1:10.021	+5.902	15:37:03.970
2	1:05.224	+1.105	15:38:09.194
3	1:04.402	+0.283	15:39:13.596
4	1:04.474	+0.355	15:40:18.070
5	1:04.119		15:41:22.189
6	1:04.773	+0.654	15:42:26.962
7	1:04.753	+0.634	15:43:31.715
8	1:04.633	+0.514	15:44:36.348
9	1:05.905	+1.786	15:45:42.253
10	1:05.129	+1.010	15:46:47.382
11	1:05.183	+1.064	15:47:52.565

Lap	Lap Tm	Diff	Time of Day
<b>(970) Shane Murphy</b>			
12	1:04.981	+0.862	15:48:57.546
13	1:04.878	+0.759	15:50:02.424
1	1:08.323	+6.322	15:37:00.271
2	1:02.597	+0.596	15:38:02.868
3	1:02.548	+0.547	15:39:05.416
4	1:02.949	+0.948	15:40:08.365
5	1:03.639	+1.638	15:41:12.004
6	1:03.520	+1.519	15:42:15.524
7	1:02.001		15:43:17.525
8	1:02.309	+0.308	15:44:19.834
9	1:03.194	+1.193	15:45:23.028
10	1:05.612	+3.611	15:46:28.640
11	1:04.166	+2.165	15:47:32.806
p12	1:56.432	+54.431	15:49:29.238

Lap	Lap Tm	Diff	Time of Day
<b>(10) Barry English</b>			
1	1:07.842	+5.492	15:37:00.068
2	1:02.666	+0.316	15:38:02.734
3	1:02.350		15:39:05.084
4	1:03.148	+0.798	15:40:08.232
5	1:03.486	+1.136	15:41:11.718
6	1:33.884	+31.534	15:42:45.602
p7	2:06.965	+1:04.615	15:44:52.567
8	1:09.222	+6.872	15:46:01.789
9	1:02.750	+0.400	15:47:04.539
10	1:02.516	+0.166	15:48:07.055
11	1:04.207	+1.857	15:49:11.262
12	1:03.965	+1.615	15:50:15.227

Results provisional until the conclusion of judicial and technical matters

Orbits

Chief Timekeeper: D.Bradfield

Clerk of the Course: Chris Edwards

Live timing available at [timing.rhwright.co.uk](http://timing.rhwright.co.uk)

[www.mylaps.com](http://www.mylaps.com)

Licensed to: R.H.Wright Timing

