



500MRCI 70th Anniversary Race Meeting

Sorted on best lap time

Scottish Mini Coopers

Kirkistown 500 MRCI 1.512 miles

Qualifying (Q1)

23/06/2023 13:30

Qualifying started at 13:45:07

Pos	No.	Name	Make	Best Tm	Diff	In Lap	Best Speed	2nd Best	2nd Lap
1	97	Jamie Blake	1.6 Mini Cooper S	1:07.636		2	80.475	1:07.969	3
2	14	Richard Flett	1.6 Mini Cooper S	1:08.306	0.670	12	79.686	1:08.458	11
3	95	Craig Blake	1.6 Mini Cooper S	1:08.410	0.774	10	79.565	1:08.482	7
4	70	Oly Mortimer	1.6 Mini Cooper	1:11.251	3.615	3	76.392	1:11.647	6
5	1	Michael Weddell	1.6 Mini Cooper	1:11.289	3.653	3	76.351	1:11.451	4
6	65	Jack Irvine	1.6 Mini Cooper	1:11.519	3.883	2	76.106	1:11.525	3
7	25	Chad Little	1.6 Mini Cooper	1:11.530	3.894	9	76.094	1:11.553	7
8	23	Ian Munro	1.6 Mini Cooper	1:11.861	4.225	3	75.744	1:11.939	1
9	22	Finn Mache	1.6 Mini Cooper	1:12.244	4.608	11	75.342	1:12.298	1
10	88	Barry Holmes	1.6 Mini Cooper	1:12.547	4.911	8	75.027	1:12.639	7
11	27	Martin Wijetunga	1.6 Mini Cooper	1:13.033	5.397	1	74.528	1:13.142	3
12	38	Morgan Wroot	1.6 Mini Cooper	1:13.053	5.417	10	74.508	1:13.314	9
13	80	Ross Foster	1.6 Mini Cooper	1:14.667	7.031	10	72.897	1:14.821	11

Results provisional until the conclusion of judicial and technical matters

Orbits

Chief Timekeeper: D.Bradfield

Clerk of the Course: Chris Edwards

Live timing available at timing.rhwright.co.uk

www.mylaps.com

Licensed to: R.H.Wright Timing

Printed: 23/06/2023 14:10:43



500MRCI 70th Anniversary Race Meeting

Scottish Mini Coopers

Kirkistown 500 MRCI 1.512 miles

Qualifying (Q1)

23/06/2023 13:30

Qualifying started at 13:45:07

Lap	Lap Tm	Diff	Time of Day
(97) Jamie Blake			
1	1:08.511	+0.875	13:47:45.959
2	1:07.636		13:48:53.595
3	1:07.969	+0.333	13:50:01.564
4	1:08.355	+0.719	13:51:09.919
(14) Richard Flett			
1	1:16.837	+8.531	13:48:16.838
2	1:11.213	+2.907	13:49:28.051
3	1:08.512	+0.206	13:50:36.563
4	1:08.807	+0.501	13:51:45.370
5	1:09.219	+0.913	13:52:54.589
6	1:09.382	+1.076	13:54:03.971
7	1:08.950	+0.644	13:55:12.921
8	1:09.327	+1.021	13:56:22.248
9	1:09.052	+0.746	13:57:31.300
10	1:08.702	+0.396	13:58:40.002
11	1:08.458	+0.152	13:59:48.460
12	1:08.306		14:00:56.766
(95) Craig Blake			
1	1:08.744	+0.334	13:47:44.477
2	1:08.561	+0.151	13:48:53.038
3	1:09.902	+1.492	13:50:02.940
4	1:19.567	+11.157	13:51:22.507
5	1:08.516	+0.106	13:52:31.023
6	1:08.568	+0.158	13:53:39.591
7	1:08.482	+0.072	13:54:48.073
8	1:08.718	+0.308	13:55:56.791
9	1:09.010	+0.600	13:57:05.801
10	1:08.410		13:58:14.211
11	1:08.634	+0.224	13:59:22.845
12	1:08.507	+0.097	14:00:31.352
(70) Oly Mortimer			
1	1:11.696	+0.445	13:47:54.800
2	1:11.667	+0.416	13:49:06.267
3	1:11.251		13:50:17.518
4	1:17.421	+6.170	13:51:34.939
5	1:13.799	+2.548	13:52:48.738
6	1:11.647	+0.396	13:54:00.385
7	1:17.204	+5.953	13:55:17.589
8	1:12.190	+0.939	13:56:29.779
9	1:12.189	+0.938	13:57:41.968
10	1:24.494	+13.243	13:59:06.462
11	1:11.937	+0.686	14:00:18.399
(1) Michael Weddell			
1	1:11.991	+0.702	13:47:51.248
2	1:13.537	+2.248	13:49:04.785
3	1:11.289		13:50:16.074
4	1:11.451	+0.162	13:51:27.525
5	1:13.573	+2.284	13:52:41.098
6	1:15.034	+3.745	13:53:56.132
7	1:11.738	+0.449	13:55:07.870
8	1:12.002	+0.713	13:56:19.872
9	1:27.717	+16.428	13:57:47.589
10	1:13.291	+2.002	13:59:00.880
11	1:12.286	+0.997	14:00:13.166
(65) Jack Irvine			
1	1:11.644	+0.125	13:47:55.143
2	1:11.519		13:49:06.662
3	1:11.525	+0.006	13:50:18.187
4	1:12.485	+0.966	13:51:30.672
5	1:20.041	+8.522	13:52:50.713
6	1:18.866	+7.347	13:54:09.579
7	1:12.595	+1.076	13:55:22.174
8	1:11.942	+0.423	13:56:34.116
9	1:12.541	+1.022	13:57:46.657
10	1:12.730	+1.211	13:58:59.387
11	1:17.275	+5.756	14:00:16.662

Lap	Lap Tm	Diff	Time of Day
(25) Chad Little			
1	1:11.798	+0.268	13:47:50.257
2	1:11.694	+0.164	13:49:01.951
3	1:11.731	+0.201	13:50:13.682
4	1:11.940	+0.410	13:51:25.622
5	1:11.618	+0.088	13:52:37.240
6	1:11.630	+0.100	13:53:48.870
7	1:11.553	+0.023	13:55:00.423
8	1:11.830	+0.300	13:56:12.253
9	1:11.530		13:57:23.783
10	1:11.646	+0.116	13:58:35.429
(23) Ian Munro			
1	1:11.939	+0.078	13:47:51.015
2	1:12.206	+0.345	13:49:03.221
3	1:11.861		13:50:15.082
4	1:12.128	+0.267	13:51:27.210
5	1:13.301	+1.440	13:52:40.511
6	1:13.191	+1.330	13:53:53.702
7	1:12.734	+0.873	13:55:06.436
8	1:12.411	+0.550	13:56:18.847
9	1:12.951	+1.090	13:57:31.798
10	1:12.161	+0.300	13:58:43.959
11	1:12.258	+0.397	13:59:56.217
12	1:12.526	+0.665	14:01:08.743
(22) Finn Mache			
1	1:12.298	+0.054	13:47:53.796
2	1:12.690	+0.446	13:49:06.486
3	1:12.369	+0.125	13:50:18.855
4	1:12.310	+0.066	13:51:31.165
5	1:13.049	+0.805	13:52:44.214
6	1:12.755	+0.511	13:53:56.969
7	1:12.564	+0.320	13:55:09.533
8	1:14.125	+1.881	13:56:23.658
9	1:12.763	+0.519	13:57:36.421
10	1:24.906	+12.662	13:59:01.327
11	1:12.244		14:00:13.571
(88) Barry Holmes			
1	1:14.791	+2.244	13:48:05.709
2	1:14.347	+1.800	13:49:20.056
3	1:13.430	+0.883	13:50:33.486
4	1:13.359	+0.812	13:51:46.845
5	1:13.038	+0.491	13:52:59.883
6	1:12.933	+0.386	13:54:12.816
7	1:12.639	+0.092	13:55:25.455
8	1:12.547		13:56:38.002
9	1:12.895	+0.348	13:57:50.897
10	1:13.885	+1.338	13:59:04.782
11	1:12.803	+0.256	14:00:17.585
(27) Martin Wijetunga			
1	1:13.033		13:47:53.243
2	1:13.888	+0.855	13:49:07.131
3	1:13.142	+0.109	13:50:20.273
4	1:14.058	+1.025	13:51:34.331
5	1:14.133	+1.100	13:52:48.464
6	1:13.317	+0.284	13:54:01.781
(38) Morgan Wroot			
1	1:13.344	+0.291	13:47:57.376
2	1:13.884	+0.831	13:49:11.260
3	1:13.428	+0.375	13:50:24.688
4	1:14.229	+1.176	13:51:38.917
5	1:13.460	+0.407	13:52:52.377
6	1:13.751	+0.698	13:54:06.128
7	1:13.527	+0.474	13:55:19.655
8	1:13.497	+0.444	13:56:33.152
9	1:13.314	+0.261	13:57:46.466
10	1:13.053		13:58:59.519
11	1:13.673	+0.620	14:00:13.192
(80) Ross Foster			

Results provisional until the conclusion of judicial and technical matters

Orbits

Chief Timekeeper: D.Bradfield

Clerk of the Course: Chris Edwards

Live timing available at timing.rhwright.co.uk

www.mylaps.com

Printed: 25/06/2023 13:20:44

Licensed to: R.H.Wright Timing



R.H.Wright Timing

500MRCI 70th Anniversary Race Meeting

Scottish Mini Coopers

Kirkistown 500 MRCI 1.512 miles

Race 1 (R1)

23/06/2023 16:40

Race (15:00 Time)

8	38	80
	15	16
7	88	27
	13	14
6	23	22
	11	12
5	65	25
	9	10
4	70	1
	7	8
3	5	6
2	95	4
	3	14
1	97	2
	1	

POLE POSITION

Results provisional until the conclusion of judicial and technical matters

Orbits

Chief Timekeeper: D.Bradfield

Clerk of the Course: Chris Edwards

Live timing available at timing.rhwright.co.uk

www.mylaps.com

Printed: 23/06/2023 14:05:44

Licensed to: R.H.Wright Timing



R.H.Wright Timing

500MRCI 70th Anniversary Race Meeting

Sorted on Laps

Scottish Mini Coopers

Kirkistown 500 MRCI 1.512 miles

Race 1 (R1)

23/06/2023 16:40

Race (15:00 Time) started at 16:17:34

Pos	No.	Name	Make	Laps	Total Tm	Best Tm	Best Speed	In Lap	Avg. Speed
Scottish Cooper S									
1	97	Jamie Blake	1.6 Mini Cooper S	14	16:04.028	1:07.749	80.341	3	79.046
2	95	Craig Blake	1.6 Mini Cooper S	14	16:05.763	1:07.820	80.257	3	78.904
3	14	Richard Flett	1.6 Mini Cooper S	14	16:33.149	1:07.210	80.985	5	76.728
Scottish Mini Cooper									
1	65	Jack Irvine	1.6 Mini Cooper	14	16:58.564	1:11.262	76.380	2	74.813
2	23	Ian Munro	1.6 Mini Cooper	14	16:59.170	1:11.588	76.033	6	74.769
3	70	Oly Mortimer	1.6 Mini Cooper	14	16:59.180	1:11.636	75.982	2	74.768
4	25	Chad Little	1.6 Mini Cooper	14	17:01.743	1:11.530	76.094	3	74.581
5	22	Finn Mache	1.6 Mini Cooper	14	17:04.685	1:11.800	75.808	5	74.367
6	38	Morgan Wroot	1.6 Mini Cooper	14	17:11.012	1:12.204	75.384	5	73.910
7	88	Barry Holmes	1.6 Mini Cooper	13	16:06.645	1:12.808	74.759	11	73.201
8	27	Martin Wijetunga	1.6 Mini Cooper	13	16:07.071	1:12.845	74.721	11	73.169
9	80	Ross Foster	1.6 Mini Cooper	13	16:19.593	1:13.671	73.883	10	72.233
Not classified									
DNF	1	Michael Weddell	1.6 Mini Cooper	5	6:07.798	1:11.618	76.001	2	73.995

Margin of Victory

Avg. Speed

Best Lap Tm

Best Speed

Best Lap by

1.735

79.046

1:07.210

80.985

14 - Richard Flett

Results provisional until the conclusion of judicial and technical matters

Orbits

Chief Timekeeper: D.Bradfield

Clerk of the Course: Chris Edwards

Live timing available at timing.rhwright.co.uk

www.mylaps.com

Licensed to: R.H.Wright Timing

Printed: 23/06/2023 16:35:35



500MRCI 70th Anniversary Race Meeting

Scottish Mini Coopers

Kirkistown 500 MRCI 1.512 miles

Race 2 (R2)

24/06/2023 09:30

Race (15:00 Time)

8	80	1
	15	16
7	88	27
	13	14
6	22	38
	11	12
5	70	25
	9	10
4	65	23
	7	8
3	5	6
2	14	4
	3	95
1	97	2
	1	

POLE POSITION

Results provisional until the conclusion of judicial and technical matters

Orbits

Chief Timekeeper: D.Bradfield

Clerk of the Course: Chris Edwards

Live timing available at timing.rhwright.co.uk

www.mylaps.com

Licensed to: R.H.Wright Timing

Printed: 23/06/2023 16:37:50



R.H.Wright Timing

500MRCI 70th Anniversary Race Meeting

Sorted on Laps

Scottish Mini Coopers

Kirkistown 500 MRCI 1.512 miles

Race 2 (R2)

24/06/2023 09:30

Race (14:38 Time) started at 10:04:43

Pos	No.	Name	Make	Laps	Total Tm	Best Tm	Best Speed	In Lap	Avg. Speed
Scottish Cooper S									
1	14	Richard Flett	1.6 Mini Cooper S	11	15:25.373	1:08.380	79.600	10	64.702
2	97	Jamie Blake	1.6 Mini Cooper S	11	15:25.609	1:07.922	80.136	6	64.685
Not classified									
DNF	95	Craig Blake	1.6 Mini Cooper S	9	13:39.677	1:09.689	78.104	3	59.764
Scottish Mini Cooper									
1	65	Jack Irvine	1.6 Mini Cooper	11	15:58.883	1:11.822	75.785	6	62.441
2	25	Chad Little	1.6 Mini Cooper	11	15:59.250	1:11.528	76.096	10	62.417
3	1	Michael Weddell	1.6 Mini Cooper	11	15:59.769	1:11.303	76.336	3	62.383
4	70	Oly Mortimer	1.6 Mini Cooper	11	16:04.599	1:11.818	75.789	7	62.071
5	38	Morgan Wroot	1.6 Mini Cooper	11	16:05.331	1:11.800	75.808	3	62.024
6	27	Martin Wijetunga	1.6 Mini Cooper	11	16:11.950	1:12.727	74.842	6	61.601
7	88	Barry Holmes	1.6 Mini Cooper	11	16:13.008	1:12.382	75.199	8	61.534
Not classified									
DNF	23	Ian Munro	1.6 Mini Cooper		4.215		-	0	-
DNF	22	Finn Mache	1.6 Mini Cooper		4.977		-	0	-
DNS	80	Ross Foster	1.6 Mini Cooper				-	0	-

Announcements

Race Red Flagged on lap 2 - Restarted with grid based on original grid (Q12.15.1)
Penalty - Car 88 +5s - Exceeding Track Limits (Q12.21.2b)

Margin of Victory	Avg. Speed	Best Lap Tm	Best Speed	Best Lap by
0.236	64.702	1:07.922	80.136	97 - Jamie Blake

Results provisional until the conclusion of judicial and technical matters

Orbits

Chief Timekeeper: D.Bradfield

Clerk of the Course: Chris Edwards

Live timing available at timing.rhwright.co.uk

www.mylaps.com

Licensed to: R.H.Wright Timing

Printed: 24/06/2023 10:36:04



500MRCI 70th Anniversary Race Meeting


Scottish Mini Coopers

Kirkistown 500 MRCI 1.512 miles

Race 2 (R2)

24/06/2023 09:30

Race (14:38 Time) started at 10:04:43



Lap	Lap Tm	Diff	Time of Day
(14) Richard Flett			
1	1:15.018	+6.638	10:22:48.348
2	1:09.733	+1.353	10:23:58.081
3	1:09.475	+1.095	10:25:07.556
4	1:09.412	+1.032	10:26:16.968
5	1:09.868	+1.488	10:27:26.836
6	1:08.699	+0.319	10:28:35.535
7	1:08.385	+0.005	10:29:43.920
8	1:08.777	+0.397	10:30:52.697
9	1:08.929	+0.549	10:32:01.626
10	1:08.380		10:33:10.006
11	1:08.427	+0.047	10:34:18.433

Lap	Lap Tm	Diff	Time of Day
(97) Jamie Blake			
1	1:15.040	+7.118	10:22:47.824
2	1:09.924	+2.002	10:23:57.548
3	1:09.747	+1.825	10:25:07.295
4	1:09.108	+1.186	10:26:16.403
5	1:13.998	+6.076	10:27:30.401
6	1:07.922		10:28:38.323
7	1:07.957	+0.035	10:29:46.280
8	1:08.138	+0.216	10:30:54.418
9	1:08.157	+0.235	10:32:02.575
10	1:08.142	+0.220	10:33:10.717
11	1:07.952	+0.030	10:34:18.669

Lap	Lap Tm	Diff	Time of Day
(65) Jack Irvine			
1	1:16.302	+4.480	10:22:50.842
2	1:11.929	+0.107	10:24:02.571
3	1:11.977	+0.155	10:25:14.548
4	1:11.965	+0.143	10:26:26.513
5	1:12.365	+0.543	10:27:38.878
6	1:11.822		10:28:50.700
7	1:12.191	+0.369	10:30:02.891
8	1:12.115	+0.293	10:31:15.006
9	1:12.089	+0.267	10:32:27.095
10	1:12.274	+0.452	10:33:39.369
11	1:12.574	+0.752	10:34:51.943

Lap	Lap Tm	Diff	Time of Day
(25) Chad Little			
1	1:16.561	+5.033	10:22:51.255
2	1:11.927	+0.399	10:24:03.182
3	1:11.915	+0.387	10:25:15.097
4	1:11.939	+0.411	10:26:27.036
5	1:12.593	+1.065	10:27:39.629
6	1:12.308	+0.780	10:28:51.937
7	1:12.065	+0.537	10:30:04.002
8	1:11.964	+0.436	10:31:15.966
9	1:12.269	+0.741	10:32:28.235
10	1:11.528		10:33:39.763
11	1:12.547	+1.019	10:34:52.310

Lap	Lap Tm	Diff	Time of Day
(1) Michael Weddell			
1	1:16.796	+5.493	10:22:52.993
2	1:12.420	+1.117	10:24:05.413
3	1:11.303		10:25:16.716
4	1:11.474	+0.171	10:26:28.190
5	1:11.776	+0.473	10:27:39.966
6	1:11.790	+0.487	10:28:51.756
7	1:11.675	+0.372	10:30:03.431
8	1:12.047	+0.744	10:31:15.478
9	1:12.019	+0.716	10:32:27.497
10	1:12.288	+0.985	10:33:39.785
11	1:13.044	+1.741	10:34:52.829

Lap	Lap Tm	Diff	Time of Day
(70) Oly Mortimer			
1	1:16.229	+4.411	10:22:50.978
2	1:11.901	+0.083	10:24:02.879
3	1:11.937	+0.119	10:25:14.816
4	1:12.012	+0.194	10:26:26.828
5	1:12.523	+0.705	10:27:39.351
6	1:12.007	+0.189	10:28:51.358
7	1:11.818		10:30:03.176

Lap	Lap Tm	Diff	Time of Day
8	1:12.352	+0.534	10:31:15.528
9	1:15.890	+4.072	10:32:31.418
10	1:13.941	+2.123	10:33:45.359
11	1:12.300	+0.482	10:34:57.659

Lap	Lap Tm	Diff	Time of Day
(38) Morgan Wroot			
1	1:16.533	+4.733	10:22:51.771
2	1:12.019	+0.219	10:24:03.790
3	1:11.800		10:25:15.590
4	1:11.819	+0.019	10:26:27.409
5	1:12.205	+0.405	10:27:39.614
6	1:11.935	+0.135	10:28:51.549
7	1:12.237	+0.437	10:30:03.786
8	1:11.879	+0.079	10:31:15.665
9	1:15.645	+3.845	10:32:31.310
10	1:14.200	+2.400	10:33:45.510
11	1:12.881	+1.081	10:34:58.391

Lap	Lap Tm	Diff	Time of Day
(27) Martin Wijetunga			
1	1:16.983	+4.256	10:22:52.759
2	1:14.381	+1.654	10:24:07.140
3	1:13.026	+0.299	10:25:20.166
4	1:13.501	+0.774	10:26:33.667
5	1:12.832	+0.105	10:27:46.499
6	1:12.727		10:28:59.226
7	1:12.888	+0.161	10:30:12.114
8	1:12.828	+0.101	10:31:24.942
9	1:13.084	+0.357	10:32:38.026
10	1:13.797	+1.070	10:33:51.823
11	1:13.187	+0.460	10:35:05.010

Lap	Lap Tm	Diff	Time of Day
(88) Barry Holmes			
1	1:17.744	+5.362	10:22:53.607
2	1:13.085	+0.703	10:24:06.692
3	1:12.867	+0.485	10:25:19.559
4	1:12.453	+0.071	10:26:32.012
5	1:13.021	+0.639	10:27:45.033
6	1:12.973	+0.591	10:28:58.006
7	1:12.593	+0.211	10:30:10.599
8	1:12.382		10:31:22.981
9	1:12.863	+0.481	10:32:35.844
10	1:12.622	+0.240	10:33:48.466
11	1:12.602	+0.220	10:35:01.068

Lap	Lap Tm	Diff	Time of Day
(95) Craig Blake			
1	1:15.199	+5.510	10:22:47.645
2	1:09.774	+0.085	10:23:57.419
3	1:09.689		10:25:07.108
4	1:12.363	+2.674	10:26:19.471
5	1:12.974	+3.285	10:27:32.445
6	1:12.728	+3.039	10:28:45.173
7	1:13.345	+3.656	10:29:58.518
8	1:14.460	+4.771	10:31:12.978
9	1:19.759	+10.070	10:32:32.737

Results provisional until the conclusion of judicial and technical matters

Orbits

Chief Timekeeper: D.Bradfield

Clerk of the Course: Chris Edwards

Live timing available at timing.rhwright.co.uk

www.mylaps.com

Licensed to: R.H.Wright Timing





500MRCI 70th Anniversary Race Meeting


Scottish Mini Coopers

Kirkistown 500 MRCI 1.512 miles

Race 3 (R10)


24/06/2023 14:00

Race (15:00 Time)



5	22	80
	9	10
4	88	23
	7	8
3	25	65
	5	6
2	70	1
	3	4
1	27	38
	1	2

POLE POSITION



Results provisional until the conclusion of judicial and technical matters

Orbits

Chief Timekeeper: D.Bradfield

Clerk of the Course: Chris Edwards

Live timing available at timing.rhwright.co.uk

www.mylaps.com

Licensed to: R.H.Wright Timing

Printed: 24/06/2023 11:08:38



R.H.Wright Timing

500MRCI 70th Anniversary Race Meeting

Sorted on Laps

Scottish Mini Coopers

Kirkistown 500 MRCI 1.512 miles

Race 3 (R9)

24/06/2023 14:00

Race (15:00 Time) started at 14:23:54

Pos	No.	Name	Make	Laps	Total Tm	Best Tm	Best Speed	In Lap	Avg. Speed
1	70	Oly Mortimer	1.6 Mini Cooper	13	15:47.878	1:11.755	75.856	4	74.650
2	65	Jack Irvine	1.6 Mini Cooper	13	15:48.156	1:11.571	76.051	6	74.628
3	1	Michael Weddell	1.6 Mini Cooper	13	15:48.381	1:11.774	75.836	4	74.611
4	25	Chad Little	1.6 Mini Cooper	13	15:48.800	1:11.373	76.262	5	74.578
5	23	Ian Munro	1.6 Mini Cooper	13	15:50.142	1:11.695	75.919	7	74.472
6	38	Morgan Wroot	1.6 Mini Cooper	13	15:50.715	1:11.921	75.681	12	74.427
7	88	Barry Holmes	1.6 Mini Cooper	13	16:00.653	1:12.509	75.067	6	73.657
8	22	Finn Mache	1.6 Mini Cooper	13	16:08.140	1:12.893	74.671	2	73.088
9	80	Ross Foster	1.6 Mini Cooper	13	16:19.296	1:14.211	73.345	9	72.255
10	27	Martin Wijetunga	1.6 Mini Cooper	12	15:52.037	1:11.927	75.674	11	68.607

Margin of Victory

Avg. Speed

Best Lap Tm

Best Speed

Best Lap by

0.278

74.650

1:11.373

76.262

25 - Chad Little

Results provisional until the conclusion of judicial and technical matters

Orbits

Chief Timekeeper: D.Bradfield

Clerk of the Course: Chris Edwards

Live timing available at timing.rhwright.co.uk

www.mylaps.com

Licensed to: R.H.Wright Timing

Printed: 24/06/2023 14:40:40



500MRCI 70th Anniversary Race Meeting


Scottish Mini Coopers

Kirkistown 500 MRCI 1.512 miles

Race 3 (R9)

24/06/2023 14:00

Race (15:00 Time) started at 14:23:54



Lap	Lap Tm	Diff	Time of Day
(70) Oly Mortimer			
1	1:18.515	+6.760	14:25:15.582
2	1:11.846	+0.091	14:26:27.428
3	1:12.098	+0.343	14:27:39.526
4	1:11.755		14:28:51.281
5	1:12.055	+0.300	14:30:03.336
6	1:12.030	+0.275	14:31:15.366
7	1:12.191	+0.436	14:32:27.557
8	1:12.395	+0.640	14:33:39.952
9	1:12.504	+0.749	14:34:52.456
10	1:12.511	+0.756	14:36:04.967
11	1:12.457	+0.702	14:37:17.424
12	1:12.320	+0.565	14:38:29.744
13	1:12.556	+0.801	14:39:42.300

Lap	Lap Tm	Diff	Time of Day
(65) Jack Irvine			
1	1:18.858	+7.287	14:25:16.533
2	1:12.173	+0.602	14:26:28.706
3	1:11.606	+0.035	14:27:40.312
4	1:11.988	+0.417	14:28:52.300
5	1:12.097	+0.526	14:30:04.397
6	1:11.571		14:31:15.968
7	1:11.943	+0.372	14:32:27.911
8	1:12.251	+0.680	14:33:40.162
9	1:12.479	+0.908	14:34:52.641
10	1:12.608	+1.037	14:36:05.249
11	1:12.823	+1.252	14:37:18.072
12	1:12.301	+0.730	14:38:30.373
13	1:12.205	+0.634	14:39:42.578

Lap	Lap Tm	Diff	Time of Day
(1) Michael Weddell			
1	1:18.447	+6.673	14:25:15.717
2	1:12.047	+0.273	14:26:27.764
3	1:12.111	+0.337	14:27:39.875
4	1:11.774		14:28:51.649
5	1:11.899	+0.125	14:30:03.548
6	1:11.982	+0.208	14:31:15.530
7	1:12.855	+1.081	14:32:28.385
8	1:12.293	+0.519	14:33:40.678
9	1:12.167	+0.393	14:34:52.845
10	1:13.269	+1.495	14:36:06.114
11	1:12.655	+0.881	14:37:18.769
12	1:12.175	+0.401	14:38:30.944
13	1:11.859	+0.085	14:39:42.803

Lap	Lap Tm	Diff	Time of Day
(25) Chad Little			
1	1:19.435	+8.062	14:25:17.226
2	1:12.718	+1.345	14:26:29.944
3	1:12.277	+0.904	14:27:42.221
4	1:12.547	+1.174	14:28:54.768
5	1:11.373		14:30:06.141
6	1:11.705	+0.332	14:31:17.846
7	1:11.743	+0.370	14:32:29.589
8	1:11.583	+0.210	14:33:41.172
9	1:11.914	+0.541	14:34:53.086
10	1:13.157	+1.784	14:36:06.243
11	1:13.161	+1.788	14:37:19.404
12	1:12.020	+0.647	14:38:31.424
13	1:11.798	+0.425	14:39:43.222

Lap	Lap Tm	Diff	Time of Day
(23) Ian Munro			
1	1:19.486	+7.791	14:25:17.788
2	1:14.031	+2.336	14:26:31.819
3	1:12.361	+0.666	14:27:44.180
4	1:12.351	+0.656	14:28:56.531
5	1:11.843	+0.148	14:30:08.374
6	1:11.914	+0.219	14:31:20.288
7	1:11.695		14:32:31.983
8	1:12.149	+0.454	14:33:44.132
9	1:12.287	+0.592	14:34:56.419
10	1:12.029	+0.334	14:36:08.448
11	1:12.424	+0.729	14:37:20.872
12	1:11.893	+0.198	14:38:32.765

Lap	Lap Tm	Diff	Time of Day
(38) Morgan Wroot			
1	1:19.095	+7.174	14:25:15.572
2	1:14.185	+2.264	14:26:29.757
3	1:12.703	+0.782	14:27:42.460
4	1:12.518	+0.597	14:28:54.978
5	1:11.982	+0.061	14:30:06.960
6	1:12.234	+0.313	14:31:19.194
7	1:12.912	+0.991	14:32:32.106
8	1:12.310	+0.389	14:33:44.416
9	1:12.227	+0.306	14:34:56.643
10	1:12.145	+0.224	14:36:08.788
11	1:12.447	+0.526	14:37:21.235
12	1:11.921		14:38:33.156
13	1:11.981	+0.060	14:39:45.137

Lap	Lap Tm	Diff	Time of Day
(88) Barry Holmes			
1	1:19.831	+7.322	14:25:18.451
2	1:14.072	+1.563	14:26:32.523
3	1:12.742	+0.233	14:27:45.265
4	1:12.871	+0.362	14:28:58.136
5	1:12.688	+0.179	14:30:10.824
6	1:12.509		14:31:23.333
7	1:13.153	+0.644	14:32:36.486
8	1:12.963	+0.454	14:33:49.449
9	1:12.723	+0.214	14:35:02.172
10	1:13.116	+0.607	14:36:15.288
11	1:13.096	+0.587	14:37:28.384
12	1:13.094	+0.585	14:38:41.478
13	1:13.597	+1.088	14:39:55.075

Lap	Lap Tm	Diff	Time of Day
(22) Finn Mache			
1	1:22.594	+9.701	14:25:21.762
2	1:12.893		14:26:34.655
3	1:14.752	+1.859	14:27:49.407
4	1:13.655	+0.762	14:29:03.062
5	1:13.214	+0.321	14:30:16.276
6	1:13.143	+0.250	14:31:29.419
7	1:13.121	+0.228	14:32:42.540
8	1:13.396	+0.503	14:33:55.936
9	1:13.386	+0.493	14:35:09.322
10	1:13.237	+0.344	14:36:22.559
11	1:13.531	+0.638	14:37:36.090
12	1:13.001	+0.108	14:38:49.091
13	1:13.471	+0.578	14:40:02.562

Lap	Lap Tm	Diff	Time of Day
(80) Ross Foster			
1	1:20.203	+5.992	14:25:19.347
2	1:14.213	+0.002	14:26:33.560
3	1:14.963	+0.752	14:27:48.523
4	1:14.588	+0.377	14:29:03.111
5	1:14.765	+0.554	14:30:17.876
6	1:15.082	+0.871	14:31:32.958
7	1:14.571	+0.360	14:32:47.529
8	1:14.443	+0.232	14:34:01.972
9	1:14.211		14:35:16.183
10	1:14.356	+0.145	14:36:30.539
11	1:14.235	+0.024	14:37:44.774
12	1:14.372	+0.161	14:38:59.146
13	1:14.572	+0.361	14:40:13.718

Lap	Lap Tm	Diff	Time of Day
(27) Martin Wijetunga			
1	1:21.471	+9.544	14:25:18.023
p2	2:07.174	+55.247	14:27:25.197
3	1:18.672	+6.745	14:28:43.869
4	1:13.405	+1.478	14:29:57.274
5	1:13.552	+1.625	14:31:10.826
6	1:13.893	+1.966	14:32:24.719
7	1:13.275	+1.348	14:33:37.994
8	1:15.079	+3.152	14:34:53.073
9	1:13.717	+1.790	14:36:06.790
10	1:14.847	+2.920	14:37:21.637
11	1:11.927		14:38:33.564

Results provisional until the conclusion of judicial and technical matters

Orbits

Chief Timekeeper: D.Bradfield

Clerk of the Course: Chris Edwards

Live timing available at timing.rhwright.co.uk

www.mylaps.com

Licensed to: R.H.Wright Timing

