



500MRCI Formula Ford Race Meeting


HRCA

Kirkistown 500 MRCI 1.512 miles

Qualifying (Q8)

29/07/2023 09:25

Qualifying started at 9:40:25



Lap	Lap Tm	Diff	Time of Day
(56) John Benson			
1	1:04.836	+2.538	9:43:01.719
2	1:03.912	+1.614	9:44:05.631
3	1:03.404	+1.106	9:45:09.035
4	1:02.881	+0.583	9:46:11.916
5	1:02.596	+0.298	9:47:14.512
6	1:02.298		9:48:16.810
7	1:03.733	+1.435	9:49:20.543
8	1:03.185	+0.887	9:50:23.728
(55) Bernard Foley			
1	1:05.775	+2.935	9:42:55.216
2	1:04.365	+1.525	9:43:59.581
3	1:03.965	+1.125	9:45:03.546
4	1:03.424	+0.584	9:46:06.970
5	1:03.069	+0.229	9:47:10.039
6	1:02.840		9:48:12.879
7	1:09.223	+6.383	9:49:22.102
8	1:04.241	+1.401	9:50:26.343
(26) David Kelly			
1	1:07.607	+3.326	9:43:03.047
2	1:04.428	+0.147	9:44:07.475
3	1:04.991	+0.710	9:45:12.466
4	1:06.296	+2.015	9:46:18.762
5	1:04.281		9:47:23.043
6	1:04.771	+0.490	9:48:27.814
7	1:05.508	+1.227	9:49:33.322
8	1:06.678	+2.397	9:50:40.000
(28) Gareth Thompson			
1	1:12.831	+8.119	9:43:13.381
2	1:10.500	+5.788	9:44:23.881
3	1:06.583	+1.871	9:45:30.464
4	1:05.418	+0.706	9:46:35.882
5	1:04.712		9:47:40.594
6	1:06.478	+1.766	9:48:47.072
7	1:05.476	+0.764	9:49:52.548
8	1:05.454	+0.742	9:50:58.002
(23) Jackie Cochrane			
1	1:11.699	+6.584	9:43:34.465
p2	1:36.416	+31.301	9:45:10.881
3	1:10.872	+5.757	9:46:21.753
4	1:05.115		9:47:26.868
(147) Steven Kelly			
1	1:10.397	+2.971	9:43:21.825
2	1:09.544	+2.118	9:44:31.369
3	1:08.170	+0.744	9:45:39.539
4	1:07.426		9:46:46.965
5	1:07.879	+0.453	9:47:54.844
6	1:08.199	+0.773	9:49:03.043
7	1:07.662	+0.236	9:50:10.705
(3) Mark Russell			
1	1:12.920	+3.357	9:43:12.692
2	1:11.236	+1.673	9:44:23.928
3	1:09.563		9:45:33.491
4	1:09.954	+0.391	9:46:43.445
5	1:10.549	+0.986	9:47:53.994
6	1:11.184	+1.621	9:49:05.178
7	1:10.447	+0.884	9:50:15.625
(72) Wolfgang Schnittger			
1	1:16.534	+3.180	9:43:34.908
2	1:14.515	+1.161	9:44:49.423
3	1:14.097	+0.743	9:46:03.520
4	1:16.419	+3.065	9:47:19.939
5	1:15.320	+1.966	9:48:35.259
6	1:13.354		9:49:48.613
(99) Edward Kinirons			

Lap	Lap Tm	Diff	Time of Day
1	1:15.891	+1.868	9:43:14.880
2	1:14.023		9:44:28.903
p3	3:07.841	+1:53.818	9:47:36.744
(88) Conor Cooke			
1	1:14.859	+0.367	9:43:27.181
2	1:14.512	+0.020	9:44:41.693
3	1:14.492		9:45:56.185
4	1:20.596	+6.104	9:47:16.781
5	1:14.799	+0.307	9:48:31.580
(6) Edmund Cassidy			
1	1:35.236	+19.875	9:43:53.341
2	1:18.404	+3.043	9:45:11.745
3	1:18.080	+2.719	9:46:29.825
4	1:17.539	+2.178	9:47:47.364
5	1:17.330	+1.969	9:49:04.694
6	1:15.361		9:50:20.055

Results provisional until the conclusion of judicial and technical matters

Orbits

Chief Timekeeper: D.Bradfield

Clerk of the Course: Chris Edwards

Live timing available at timing.rhwright.co.uk

www.mylaps.com

Licensed to: R.H.Wright Timing



R.H.Wright Timing

500MRCI Formula Ford Race Meeting

Sorted on best lap time

HRCA

Kirkistown 500 MRCI 1.512 miles

Qualifying (Q8)

29/07/2023 09:25

Qualifying started at 9:40:25

Pos	No.	Name	Make	Best Tm	Diff	In Lap	Best Speed	2nd Best	2nd Lap
1	56	John Benson	2.0 Crossle 37S	1:02.298		6	87.371	1:02.596	5
2	55	Bernard Foley	2.0 Crossle 47S	1:02.840	0.542	6	86.617	1:03.069	5
3	26	David Kelly	2.0 Crossle 9S	1:04.281	1.983	5	84.675	1:04.428	2
4	28	Gareth Thompson	3.5 MGB GT V8	1:04.712	2.414	5	84.111	1:05.418	4
5	23	Jackie Cochrane	4.7 Sunbeam Tiger	1:05.115	2.817	4	83.591	1:11.699	1
6	147	Steven Kelly	1.6 Mallock Mk 23	1:07.426	5.128	4	80.726	1:07.662	7
7	3	Mark Russell	3.8 Jaguar E	1:09.563	7.265	3	78.246	1:09.954	4
8	72	Wolfgang Schnittger	1.4 MG Midget	1:13.354	11.056	6	74.202	1:14.097	3
9	999	Edward Kinirons	2.0 Escort RS2000	1:14.023	11.725	2	73.531	1:15.891	1
10	88	Conor Cooke	1.3 MG Midget	1:14.492	12.194	3	73.069	1:14.512	2
11	6	Edmund Cassidy	4.2 Sunbeam Tiger	1:15.361	13.063	6	72.226	1:17.330	5
12	47	Clive Brandon	2.0 Lotus Europa			0	-		0

Results provisional until the conclusion of judicial and technical matters

Orbits

Chief Timekeeper: D.Bradfield

Clerk of the Course: Chris Edwards

Live timing available at timing.rhwright.co.uk

www.mylaps.com

Licensed to: R.H.Wright Timing

Printed: 29/07/2023 09:52:19



R.H. Wright Timing

500MRCI Formula Ford Race Meeting

HRCA

Kirkistown 500 MRCI 1.512 miles


Race 1 (R8)

29/07/2023 12:30

Race (12:00 and 1 Laps) started at 12:32:36

Lap	Lap Tm	Diff	Time of Day
(26) David Kelly			
1	1:09.671	+5.873	12:33:49.564
2	1:05.108	+1.310	12:34:54.672
3	1:05.382	+1.584	12:36:00.054
4	1:06.609	+2.811	12:37:06.663
5	1:09.569	+5.771	12:38:16.232
6	1:09.745	+5.947	12:39:25.977
7	1:06.938	+3.140	12:40:32.915
8	1:04.064	+0.266	12:41:36.979
9	1:03.798		12:42:40.777
10	1:04.167	+0.369	12:43:44.944
11	1:04.461	+0.663	12:44:49.405
12	1:05.634	+1.836	12:45:55.039
(56) John Benson			
1	1:09.144	+4.843	12:33:48.373
2	1:05.733	+1.432	12:34:54.106
3	1:05.452	+1.151	12:35:59.558
4	1:05.355	+1.054	12:37:04.913
5	1:08.088	+3.787	12:38:13.001
6	1:11.529	+7.228	12:39:24.530
7	1:08.761	+4.460	12:40:33.291
8	1:06.258	+1.957	12:41:39.549
9	1:05.938	+1.637	12:42:45.487
10	1:04.592	+0.291	12:43:50.079
11	1:04.301		12:44:54.380
12	1:05.578	+1.277	12:45:59.958
(55) Bernard Foley			
1	1:09.846	+5.721	12:33:48.888
2	1:05.583	+1.456	12:34:54.471
3	1:04.983	+0.856	12:35:59.454
4	1:06.809	+2.682	12:37:06.263
5	1:09.449	+5.322	12:38:15.712
6	1:09.884	+5.757	12:39:25.596
7	1:08.058	+3.931	12:40:33.654
8	1:06.439	+2.312	12:41:40.093
9	1:05.983	+1.856	12:42:46.076
10	1:04.127		12:43:50.203
11	1:04.643	+0.516	12:44:54.846
12	1:05.607	+1.480	12:46:00.453
(28) Gareth Thompson			
1	1:11.566	+4.087	12:33:51.270
2	1:08.007	+0.528	12:34:59.277
3	1:08.841	+1.362	12:36:08.118
4	1:09.576	+2.097	12:37:17.694
5	1:14.632	+7.153	12:38:32.326
6	1:11.953	+4.474	12:39:44.279
7	1:08.826	+1.347	12:40:53.105
8	1:07.891	+0.412	12:42:00.996
9	1:07.479		12:43:08.475
10	1:08.216	+0.737	12:44:16.691
11	1:07.687	+0.208	12:45:24.378
12	1:07.991	+0.512	12:46:32.369
(147) Steven Kelly			
1	1:13.594	+5.755	12:33:53.347
2	1:07.839		12:35:01.186
3	1:08.613	+0.774	12:36:09.799
4	1:09.123	+1.284	12:37:18.922
5	1:12.192	+4.353	12:38:31.114
6	1:17.441	+9.602	12:39:48.555
7	1:08.762	+0.923	12:40:57.317
8	1:09.599	+1.760	12:42:06.916
9	1:10.854	+3.015	12:43:17.770
10	1:10.759	+2.920	12:44:28.529
11	1:13.041	+5.202	12:45:41.570
12	1:10.046	+2.207	12:46:51.616
(3) Mark Russel			
1	1:15.806	+5.240	12:33:56.925
2	1:11.976	+1.410	12:35:08.901

Lap	Lap Tm	Diff	Time of Day
3	1:10.924	+0.358	12:36:19.825
4	1:12.666	+2.100	12:37:32.491
5	1:15.999	+5.433	12:38:48.490
6	1:15.068	+4.502	12:40:03.558
7	1:13.543	+2.977	12:41:17.101
8	1:11.750	+1.184	12:42:28.851
9	1:10.566		12:43:39.417
10	1:11.084	+0.518	12:44:50.501
11	1:13.484	+2.918	12:46:03.985
(999) Edward Kinions			
1	1:19.566	+6.756	12:34:00.604
2	1:16.668	+3.858	12:35:17.272
3	1:16.298	+3.488	12:36:33.570
4	1:15.292	+2.482	12:37:48.862
5	1:17.939	+5.129	12:39:06.801
6	1:16.624	+3.814	12:40:23.425
7	1:15.804	+2.994	12:41:39.229
8	1:14.527	+1.717	12:42:53.756
9	1:13.295	+0.485	12:44:07.051
10	1:12.810		12:45:19.861
11	1:13.086	+0.276	12:46:32.947
(72) Wolfgang Schnittger			
1	1:19.087	+5.404	12:33:59.677
2	1:15.190	+1.507	12:35:14.867
3	1:14.852	+1.169	12:36:29.719
4	1:15.598	+1.915	12:37:45.317
5	1:20.872	+7.189	12:39:06.189
6	1:17.138	+3.455	12:40:23.327
7	1:16.521	+2.838	12:41:39.848
8	1:14.517	+0.834	12:42:54.365
9	1:13.683		12:44:08.048
10	1:15.010	+1.327	12:45:23.058
11	1:16.390	+2.707	12:46:39.448
(88) Conor Cooke			
1	1:19.623	+5.684	12:34:00.553
2	1:16.360	+2.421	12:35:16.913
3	1:18.309	+4.370	12:36:35.222
4	1:16.844	+2.905	12:37:52.066
5	1:17.396	+3.457	12:39:09.462
6	1:16.971	+3.032	12:40:26.433
7	1:13.939		12:41:40.372
8	1:15.916	+1.977	12:42:56.288
9	1:15.407	+1.468	12:44:11.695
10	1:15.612	+1.673	12:45:27.307
11	1:15.665	+1.726	12:46:42.972
(6) Edmund Cassidy			
1	1:19.363	+5.505	12:34:01.528
2	1:14.667	+0.809	12:35:16.195
3	1:15.134	+1.276	12:36:31.329
4	1:13.858		12:37:45.187
5	1:19.462	+5.604	12:39:04.649
6	1:16.221	+2.363	12:40:20.870
7	1:16.508	+2.650	12:41:37.378
8	1:17.465	+3.607	12:42:54.843
9	1:32.011	+18.153	12:44:26.854
10	1:21.683	+7.825	12:45:48.537
11	1:22.794	+8.936	12:47:11.331



Results provisional until the conclusion of judicial and technical matters

Orbits

Chief Timekeeper: D.Bradfield

Clerk of the Course: Chris Edwards

Live timing available at timing.rhwright.co.uk

www.mylaps.com

Licensed to: R.H.Wright Timing

Printed: 30/07/2023 16:04:38



500MRCI Formula Ford Race Meeting

Sorted on Laps

HRCA

Kirkistown 500 MRCI 1.512 miles

Race 1 (R8)

29/07/2023 12:30

Race (12:00 and 1 Laps) started at 12:32:36

Pos	No.	Name	Make	Laps	Total Tm	Best Tm	Best Speed	In Lap	Avg. Speed
1	26	David Kelly	2.0 Crossle 9S	12	13:18.211	1:03.798	85.316	9	81.828
2	56	John Benson	2.0 Crossle 37S	12	13:23.130	1:04.301	84.649	11	81.327
3	55	Bernard Foley	2.0 Crossle 47S	12	13:23.625	1:04.127	84.879	10	81.277
4	28	Gareth Thompson	3.5 MGB GT V8	12	14:05.541	1:07.479	80.662	9	77.248
5	147	Steven Kelly	1.6 Mallock Mk 23	12	14:14.788	1:07.839	80.234	2	76.412
6	3	Mark Russell	3.8 Jaguar E	11	13:27.157	1:10.566	77.134	9	74.178
7	999	Edward Kinirons	2.0 Escort RS2000	11	13:56.119	1:12.810	74.756	10	71.608
8	72	Wolfgang Schnittger	1.4 MG Midget	11	14:02.620	1:13.683	73.871	9	71.056
9	88	Conor Cooke	1.3 MG Midget	11	14:06.144	1:13.939	73.615	7	70.760
10	6	Edmund Cassidy	4.2 Sunbeam Tiger	11	14:34.503	1:13.858	73.696	4	68.465

Not classified

DNS	23	Jackie Cochrane	4.7 Sunbeam Tiger					0	
-----	----	-----------------	-------------------	--	--	--	--	---	--

Announcements

Penalty - Car 28 +10s - False Start (Q12.14)

Margin of Victory	Avg. Speed	Best Lap Tm	Best Speed	Best Lap by
4.919	81.828	1:03.798	85.316	26 - David Kelly

Results provisional until the conclusion of judicial and technical matters

Orbits

Chief Timekeeper: D.Bradfield

Clerk of the Course: Chris Edwards

Live timing available at timing.rhwright.co.uk

www.mylaps.com

Licensed to: R.H.Wright Timing

Printed: 29/07/2023 12:47:42



R.H.Wright Timing

500MRCI Formula Ford Race Meeting

HRCA

Kirkistown 500 MRCI 1.512 miles

Race 1 (R8)

29/07/2023 12:30

Race (12:00 and 1 Laps)

6	6	47
	11	12
5	999	88
	9	10
4	3	72
	7	8
3	23	147
	5	6
2	26	28
	3	4
1	56	55
	1	2

POLE POSITION

Results provisional until the conclusion of judicial and technical matters

Orbits

Chief Timekeeper: D.Bradfield

Clerk of the Course: Chris Edwards

Live timing available at timing.rhwright.co.uk

www.mylaps.com

Licensed to: R.H.Wright Timing

Printed: 29/07/2023 09:53:03



500MRCI Formula Ford Race Meeting


HRCA

Kirkistown 500 MRCI 1.512 miles

Race 2 (R16)

29/07/2023 16:25

Race (12:00 and 1 Laps) started at 15:59:19



Lap	Lap Tm	Diff	Time of Day
(28) Gareth Thompson			
1	1:42.224	+24.247	16:01:03.279
2	1:30.250	+12.273	16:02:33.529
3	1:34.358	+16.381	16:04:07.887
4	1:21.317	+3.340	16:05:29.204
5	1:21.532	+3.555	16:06:50.736
6	1:19.438	+1.461	16:08:10.174
7	1:20.167	+2.190	16:09:30.341
8	1:17.977		16:10:48.318
9	1:20.427	+2.450	16:12:08.745
10	1:19.824	+1.847	16:13:28.569

Lap	Lap Tm	Diff	Time of Day
(147) Steven Kelly			
1	1:55.515	+39.584	16:01:24.974
2	1:35.725	+19.794	16:03:00.699
3	1:31.040	+15.109	16:04:31.739
4	1:17.812	+1.881	16:05:49.551
5	1:19.169	+3.238	16:07:08.720
6	1:17.298	+1.367	16:08:26.018
7	1:29.677	+13.746	16:09:55.695
8	1:15.931		16:11:11.626
9	1:16.662	+0.751	16:12:28.308
10	1:17.173	+1.242	16:13:45.481

Lap	Lap Tm	Diff	Time of Day
(72) Wolfgang Schnittger			
1	1:43.203	+22.060	16:01:06.553
2	1:29.415	+8.272	16:02:35.968
3	1:33.056	+11.913	16:04:09.024
4	1:24.485	+3.342	16:05:33.509
5	1:23.173	+2.030	16:06:56.682
6	1:22.105	+0.962	16:08:18.787
7	1:21.826	+0.683	16:09:40.613
8	1:21.143		16:11:01.756
9	1:24.640	+3.497	16:12:26.396
10	1:23.234	+2.091	16:13:49.630

Lap	Lap Tm	Diff	Time of Day
(88) Conor Cooke			
1	1:43.920	+22.515	16:01:08.293
2	1:30.319	+8.914	16:02:38.612
3	1:32.002	+10.597	16:04:10.614
4	1:24.612	+3.207	16:05:35.226
5	1:22.760	+1.355	16:06:57.986
6	1:22.916	+1.511	16:08:20.902
7	1:22.108	+0.703	16:09:43.010
8	1:21.405		16:11:04.415
9	1:24.572	+3.167	16:12:28.987
10	1:22.478	+1.073	16:13:51.465

Lap	Lap Tm	Diff	Time of Day
(3) Mark Russell			
1	1:37.921	+16.197	16:01:28.628
2	1:33.116	+11.392	16:03:01.744
3	1:31.178	+9.454	16:04:32.922
4	1:25.783	+4.059	16:05:58.705
5	1:23.655	+1.931	16:07:22.360
6	1:22.586	+0.862	16:08:44.946
7	1:22.336	+0.612	16:10:07.282
8	1:23.236	+1.512	16:11:30.518
9	1:21.724		16:12:52.242
10	1:22.352	+0.628	16:14:14.594

Lap	Lap Tm	Diff	Time of Day
(99) Edward Kinirons			
1	1:57.207	+33.013	16:01:23.268
2	1:33.372	+9.178	16:02:56.640
3	1:32.562	+8.368	16:04:29.202
4	1:28.553	+4.359	16:05:57.755
5	1:24.685	+0.491	16:07:22.440
6	1:26.520	+2.326	16:08:48.960
7	1:24.194		16:10:13.154
8	1:30.826	+6.632	16:11:43.980
9	1:25.776	+1.582	16:13:09.756
10	1:24.669	+0.475	16:14:34.425

Lap	Lap Tm	Diff	Time of Day
(6) Edmund Cassidy			

Lap	Lap Tm	Diff	Time of Day
1	1:56.684	+33.334	16:01:24.424
2	1:35.790	+12.440	16:03:00.214
3	1:31.424	+8.074	16:04:31.638
4	1:29.151	+5.801	16:06:00.789
5	1:25.670	+2.320	16:07:26.459
6	1:23.365	+0.015	16:08:49.824
7	1:23.350		16:10:13.174
8	2:01.867	+38.517	16:12:15.041
9	1:29.346	+5.996	16:13:44.387

Results provisional until the conclusion of judicial and technical matters

Orbits

Chief Timekeeper: D.Bradfield

Clerk of the Course: Chris Edwards

Live timing available at timing.rhwright.co.uk

www.mylaps.com

Licensed to: R.H.Wright Timing



500MRCI Formula Ford Race Meeting

Sorted on Laps

HRCA

Kirkistown 500 MRCI 1.512 miles

Race 2 (R16)

29/07/2023 16:25

Race (12:00 and 1 Laps) started at 15:59:19

Pos	No.	Name	Make	Laps	Total Tm	Best Tm	Best Speed	In Lap	Avg. Speed
1	28	Gareth Thompson	3.5 MGB GT V8	10	14:09.157	1:17.977	69.803	8	64.099
2	147	Steven Kelly	1.6 Mallock Mk 23	10	14:26.069	1:15.931	71.684	8	62.847
3	72	Wolfgang Schnittger	1.4 MG Midget	10	14:30.218	1:21.143	67.079	8	62.548
4	88	Conor Cooke	1.3 MG Midget	10	14:32.053	1:21.405	66.863	8	62.416
5	3	Mark Russell	3.8 Jaguar E	10	14:55.182	1:21.724	66.602	9	60.804
6	999	Edward Kinirons	2.0 Escort RS2000	10	15:15.013	1:24.194	64.649	7	59.486
7	6	Edmund Cassidy	4.2 Sunbeam Tiger	9	14:24.975	1:23.350	65.303	7	56.634

Not classified

DNS	56	John Benson	2.0 Crossle 37S				-	0	-
DNS	55	Bernard Foley	2.0 Crossle 47S				-	0	-
DNS	26	David Kelly	2.0 Crossle 9S				-	0	-
DNS	23	Jackie Cochrane	4.7 Sunbean Tiger				-	0	-

Announcements

Race started under Safety Car due to track conditions

Margin of Victory	Avg. Speed	Best Lap Tm	Best Speed	Best Lap by
16.912	64.099	1:15.931	71.684	147 - Steven Kelly

Results provisional until the conclusion of judicial and technical matters

Orbits

Chief Timekeeper: D.Bradfield

Clerk of the Course: Chris Edwards

Live timing available at timing.rhwright.co.uk

www.mylaps.com

Licensed to: R.H.Wright Timing

Printed: 29/07/2023 16:14:51



500MRCI Formula Ford Race Meeting


HRCA

Kirkistown 500 MRCI 1.512 miles

Race 2 (R16)

29/07/2023 16:25

Race (12:00 and 1 Laps)



6	6	47
	11	12
5	88	999
	9	10
4	23	72
	7	8
3	147	3
	5	6
2	26	28
	3	4
1	56	55
	1	2

POLE POSITION



Results provisional until the conclusion of judicial and technical matters

Orbits

Chief Timekeeper: D.Bradfield

Clerk of the Course: Chris Edwards

Live timing available at timing.rhwright.co.uk

www.mylaps.com

Licensed to: R.H.Wright Timing

Printed: 29/07/2023 09:53:55