



500MRCI Formula Ford Race Meeting


Mini Coopers

Kirkistown 500 MRCI 1.512 miles

Qualifying (Q3)

28/07/2023 13:50

Qualifying started at 14:10:07



Lap	Lap Tm	Diff	Time of Day
(555) Kian O'Brien			
1	1:21.217	+6.495	14:12:46.913
2	1:14.960	+0.238	14:14:01.873
3	1:15.025	+0.303	14:15:16.898
4	1:15.819	+1.097	14:16:32.717
5	1:14.771	+0.049	14:17:47.488
6	1:14.722		14:19:02.210
7	1:15.098	+0.376	14:20:17.308
8	1:15.117	+0.395	14:21:32.425
(65) Jack Irvine			
1	1:15.504	+0.593	14:12:31.882
2	1:15.423	+0.512	14:13:47.305
3	1:15.146	+0.235	14:15:02.451
4	1:14.911		14:16:17.362
5	1:15.049	+0.138	14:17:32.411
6	1:15.725	+0.814	14:18:48.136
7	1:15.201	+0.290	14:20:03.337
8	1:15.056	+0.145	14:21:18.393
(7) Jack Conachy			
1	1:18.351	+3.244	14:12:37.225
2	1:15.826	+0.719	14:13:53.051
3	1:15.898	+0.791	14:15:08.949
4	1:15.135	+0.028	14:16:24.084
5	1:15.107		14:17:39.191
6	1:16.352	+1.245	14:18:55.543
7	1:15.310	+0.203	14:20:10.853
8	1:15.231	+0.124	14:21:26.084
(260) Wayne Owens			
1	1:15.999	+0.713	14:12:30.117
2	1:15.872	+0.586	14:13:45.989
3	1:15.323	+0.037	14:15:01.312
4	1:15.286		14:16:16.598
5	1:18.478	+3.192	14:17:35.076
6	1:29.210	+13.924	14:19:04.286
7	1:15.602	+0.316	14:20:19.888
8	1:15.411	+0.125	14:21:35.299
(98) Craig Gilmore			
1	1:16.453	+1.025	14:12:18.974
2	1:16.390	+0.962	14:13:35.364
3	1:19.782	+4.354	14:14:55.146
4	1:19.640	+4.212	14:16:14.786
5	1:16.880	+1.452	14:17:31.666
6	1:17.234	+1.806	14:18:48.900
7	1:15.534	+0.106	14:20:04.434
8	1:15.428		14:21:19.862
(27) Hugh McEvoy			
1	1:17.028	+1.474	14:12:43.384
2	1:15.554		14:13:58.938
3	1:24.705	+9.151	14:15:23.643
4	1:22.707	+7.153	14:16:46.350
5	1:15.837	+0.283	14:18:02.187
6	1:16.290	+0.736	14:19:18.477
7	1:15.811	+0.257	14:20:34.288
(96) Darren Gilmore			
1	1:16.708	+1.048	14:12:25.761
2	1:16.660	+1.000	14:13:42.421
3	1:16.076	+0.416	14:14:58.497
4	1:16.625	+0.965	14:16:15.122
5	1:15.800	+0.140	14:17:30.922
6	1:17.416	+1.756	14:18:48.338
7	1:16.203	+0.543	14:20:04.541
8	1:15.660		14:21:20.201
(17) Noel Conachy			
1	1:22.969	+7.249	14:12:42.484
2	1:15.720		14:13:58.204
3	1:22.005	+6.285	14:15:20.209

Lap	Lap Tm	Diff	Time of Day
4	1:16.316	+0.596	14:16:36.525
5	1:16.042	+0.322	14:17:52.567
6	1:16.181	+0.461	14:19:08.748
7	1:16.016	+0.296	14:20:24.764
(88) Chris Doherty			
1	1:16.581	+0.593	14:12:34.303
2	1:16.513	+0.525	14:13:50.816
3	1:16.193	+0.205	14:15:07.009
4	1:16.107	+0.119	14:16:23.116
5	1:17.159	+1.171	14:17:40.275
6	1:16.246	+0.258	14:18:56.521
7	1:16.153	+0.165	14:20:12.674
8	1:15.988		14:21:28.662
(35) Ryan Hogg			
1	1:18.538	+2.297	14:12:36.625
2	1:18.308	+2.067	14:13:54.933
3	1:17.034	+0.793	14:15:11.967
4	1:16.433	+0.192	14:16:28.400
5	1:16.426	+0.185	14:17:44.826
6	1:16.460	+0.219	14:19:01.286
7	1:17.216	+0.975	14:20:18.502
8	1:16.241		14:21:34.743
(52) Alan Sweetman			
1	1:18.283	+0.893	14:12:38.824
2	1:18.063	+0.673	14:13:56.887
3	1:18.295	+0.905	14:15:15.182
4	1:18.428	+1.038	14:16:33.610
5	1:17.390		14:17:51.000
6	1:19.023	+1.633	14:19:10.023
7	1:17.548	+0.158	14:20:27.571
(620) Zoe Lee Nicholson			
1	1:20.586	+1.957	14:12:37.743
2	1:18.629		14:13:56.372
3	1:19.820	+1.191	14:15:16.192
4	1:19.574	+0.945	14:16:35.766
5	1:20.567	+1.938	14:17:56.333
6	1:23.645	+5.016	14:19:19.978
7	1:20.050	+1.421	14:20:40.028

Results provisional until the conclusion of judicial and technical matters

Orbits

Chief Timekeeper: D.Bradfield

Clerk of the Course: Chris Edwards

Live timing available at timing.rhwright.co.uk

www.mylaps.com

Licensed to: R.H.Wright Timing



500MRCI Formula Ford Race Meeting

Sorted on best lap time

Mini Coopers

Kirkistown 500 MRCI 1.512 miles

Qualifying (Q3)

28/07/2023 13:50

Qualifying started at 14:10:07

Pos	No.	Name	Make	Best Tm	Diff	In Lap	Best Speed	2nd Best	2nd Lap
1	555	Kian O'Brien	1.6 BMW Mini	1:14.722		6	72.844	1:14.771	5
2	65	Jack Irvine	1.6 BMW Mini	1:14.911	0.189	4	72.660	1:15.049	5
3	7	Jack Conachy	1.6 BMW Mini	1:15.107	0.385	5	72.470	1:15.135	4
4	260	Wayne Owens	1.6 BMW Mini	1:15.286	0.564	4	72.298	1:15.323	3
5	98	Craig Gilmore	1.6 BMW Mini	1:15.428	0.706	8	72.162	1:15.534	7
6	27	Hugh McEvoy	1.6 BMW Mini	1:15.554	0.832	2	72.041	1:15.811	7
7	96	Darren Gilmore	1.6 BMW Mini	1:15.660	0.938	8	71.941	1:15.800	5
8	17	Noel Conachy	1.6 BMW Mini	1:15.720	0.998	2	71.884	1:16.016	7
9	88	Chris Doherty	1.6 BMW Mini	1:15.988	1.266	8	71.630	1:16.107	4
10	35	Ryan Hogg	1.6 BMW Mini	1:16.241	1.519	8	71.392	1:16.426	5
11	52	Alan Sweetman	1.6 BMW Mini	1:17.390	2.668	5	70.332	1:17.548	7
12	620	Zoe Lee Nicholson	1.6 BMW Mini	1:18.629	3.907	2	69.224	1:19.574	4
13	4	Johnny Titterington	1.6 BMW Mini			0	-		0
14	56	Peter Bennett	1.6 BMW Mini			0	-		0

Results provisional until the conclusion of judicial and technical matters

Orbits

Chief Timekeeper: D.Bradfield

Clerk of the Course: Chris Edwards

Live timing available at timing.rhwright.co.uk

www.mylaps.com

Licensed to: R.H.Wright Timing



500MRCI Formula Ford Race Meeting


Mini Coopers

Kirkistown 500 MRCI 1.512 miles

Race 1 (R3)

29/07/2023 10:10

Race (12:00 and 1 Laps) started at 10:32:04



Lap	Lap Tm	Diff	Time of Day
(555) Kian O'Brien			
1	1:21.817	+7.489	10:33:28.771
2	1:14.754	+0.426	10:34:43.525
3	1:14.446	+0.118	10:35:57.971
4	1:14.413	+0.085	10:37:12.384
5	1:14.987	+0.659	10:38:27.371
6	1:15.244	+0.916	10:39:42.615
7	1:15.185	+0.857	10:40:57.800
8	1:15.386	+1.058	10:42:13.186
9	1:14.328		10:43:27.514
10	1:14.548	+0.220	10:44:42.062
11	1:14.776	+0.448	10:45:56.838
(65) Jack Irvine			
1	1:20.820	+6.382	10:33:27.758
2	1:14.691	+0.253	10:34:42.449
3	1:14.785	+0.347	10:35:57.234
4	1:14.813	+0.375	10:37:12.047
5	1:15.065	+0.627	10:38:27.112
6	1:15.330	+0.892	10:39:42.442
7	1:15.201	+0.763	10:40:57.643
8	1:15.820	+1.382	10:42:13.463
9	1:14.438		10:43:27.901
10	1:14.619	+0.181	10:44:42.520
11	1:14.908	+0.470	10:45:57.428
(260) Wayne Owens			
1	1:21.930	+7.445	10:33:29.858
2	1:15.400	+0.915	10:34:45.258
3	1:14.750	+0.265	10:36:00.008
4	1:14.872	+0.387	10:37:14.880
5	1:14.874	+0.389	10:38:29.754
6	1:15.019	+0.534	10:39:44.773
7	1:14.940	+0.455	10:40:59.713
8	1:14.967	+0.482	10:42:14.680
9	1:14.663	+0.178	10:43:29.343
10	1:14.749	+0.264	10:44:44.092
11	1:14.485		10:45:58.577
(98) Craig Gilmore			
1	1:21.391	+6.761	10:33:29.865
2	1:15.171	+0.541	10:34:44.836
3	1:14.811	+0.181	10:35:59.647
4	1:15.520	+0.890	10:37:15.167
5	1:15.176	+0.546	10:38:30.343
6	1:15.090	+0.460	10:39:45.433
7	1:15.407	+0.777	10:41:00.840
8	1:14.630		10:42:15.470
9	1:14.852	+0.222	10:43:30.322
10	1:15.297	+0.667	10:44:45.619
11	1:15.760	+1.130	10:46:01.379
(96) Darren Gilmore			
1	1:21.621	+7.088	10:33:30.711
2	1:15.690	+1.157	10:34:46.401
3	1:14.934	+0.401	10:36:01.335
4	1:14.533		10:37:15.868
5	1:14.877	+0.344	10:38:30.745
6	1:14.834	+0.301	10:39:45.579
7	1:15.634	+1.101	10:41:01.213
8	1:14.639	+0.106	10:42:15.852
9	1:15.050	+0.517	10:43:30.902
10	1:15.576	+1.043	10:44:46.478
11	1:15.144	+0.611	10:46:01.622
(17) Noel Conachy			
1	1:20.060	+5.051	10:33:29.003
2	1:15.009		10:34:44.012
3	1:15.770	+0.761	10:35:59.782
4	1:16.040	+1.031	10:37:15.822
5	1:15.747	+0.738	10:38:31.569
6	1:15.213	+0.204	10:39:46.782
7	1:15.771	+0.762	10:41:02.553

Lap	Lap Tm	Diff	Time of Day
8	1:17.434	+2.425	10:42:19.987
9	1:15.491	+0.482	10:43:35.478
10	1:15.795	+0.786	10:44:51.273
11	1:16.480	+1.471	10:46:07.753
(88) Chris Doherty			
1	1:21.250	+6.122	10:33:30.511
2	1:15.982	+0.854	10:34:46.493
3	1:15.170	+0.042	10:36:01.663
4	1:15.181	+0.053	10:37:16.844
5	1:15.585	+0.457	10:38:32.429
6	1:15.128		10:39:47.557
7	1:15.361	+0.233	10:41:02.918
8	1:18.038	+2.910	10:42:20.956
9	1:15.586	+0.458	10:43:36.542
10	1:15.664	+0.536	10:44:52.206
11	1:15.565	+0.437	10:46:07.771
(27) Hugh McEvoy			
1	1:23.104	+8.657	10:33:31.545
2	1:15.231	+0.784	10:34:46.776
3	1:15.448	+1.001	10:36:02.224
4	1:14.447		10:37:16.671
5	1:15.214	+0.767	10:38:31.885
6	1:15.106	+0.659	10:39:46.991
7	1:15.706	+1.259	10:41:02.697
8	1:17.956	+3.509	10:42:20.653
9	1:15.137	+0.690	10:43:35.790
10	1:15.796	+1.349	10:44:51.586
11	1:17.074	+2.627	10:46:08.660
(35) Ryan Hogg			
1	1:22.232	+6.908	10:33:32.714
2	1:16.986	+1.662	10:34:49.700
3	1:15.836	+0.512	10:36:05.536
4	1:15.324		10:37:20.860
5	1:15.423	+0.099	10:38:36.283
6	1:16.341	+1.017	10:39:52.624
7	1:16.302	+0.978	10:41:08.926
8	1:16.344	+1.020	10:42:25.270
9	1:16.154	+0.830	10:43:41.424
10	1:16.277	+0.953	10:44:57.701
11	1:16.109	+0.785	10:46:13.810
(52) Alan Sweetman			
1	1:22.172	+4.820	10:33:32.601
2	1:18.682	+1.330	10:34:51.283
3	1:18.004	+0.652	10:36:09.287
4	1:17.907	+0.555	10:37:27.194
5	1:17.352		10:38:44.546
6	1:18.254	+0.902	10:40:02.800
7	1:19.131	+1.779	10:41:21.931
8	1:18.006	+0.654	10:42:39.937
9	1:19.468	+2.116	10:43:59.405
10	1:19.087	+1.735	10:45:18.492
11	1:18.652	+1.300	10:46:37.144
(620) Zoe Lee Nicholson			
1	1:23.878	+5.886	10:33:34.909
2	1:21.594	+3.602	10:34:56.503
3	1:20.249	+2.257	10:36:16.752
4	1:18.992	+1.000	10:37:35.744
5	1:19.003	+1.011	10:38:54.747
6	1:18.681	+0.689	10:40:13.428
7	1:20.033	+2.041	10:41:33.461
8	1:20.069	+2.077	10:42:53.530
9	1:17.992		10:44:11.522
10	1:18.568	+0.576	10:45:30.090
11	1:19.085	+1.093	10:46:49.175
(7) Jack Conachy			
1	1:22.322	+7.066	10:33:30.264
2	1:18.900	+3.644	10:34:49.164
3	1:15.256		10:36:04.420

Results provisional until the conclusion of judicial and technical matters

Orbits

Chief Timekeeper: D.Bradfield

Clerk of the Course: Chris Edwards

Live timing available at timing.rhwright.co.uk

www.mylaps.com

Licensed to: R.H.Wright Timing





R.H.Wright Timing

500MRCI Formula Ford Race Meeting

Sorted on Laps

Mini Coopers

Kirkistown 500 MRCI 1.512 miles

Race 1 (R3)

29/07/2023 10:10

Race (12:00 and 1 Laps) started at 10:32:04

Pos	No.	Name	Make	Laps	Total Tm	Best Tm	Best Speed	In Lap	Avg. Speed
1	555	Kian O'Brien	1.6 BMW Mini	11	13:52.143	1:14.328	73.230	9	71.951
2	65	Jack Irvine	1.6 BMW Mini	11	13:52.733	1:14.438	73.122	9	71.900
3	260	Wayne Owens	1.6 BMW Mini	11	13:53.882	1:14.485	73.075	11	71.801
4	98	Craig Gilmore	1.6 BMW Mini	11	13:56.684	1:14.630	72.933	8	71.560
5	96	Darren Gilmore	1.6 BMW Mini	11	13:56.927	1:14.533	73.028	4	71.539
6	17	Noel Conachy	1.6 BMW Mini	11	14:03.058	1:15.009	72.565	2	71.019
7	88	Chris Doherty	1.6 BMW Mini	11	14:03.076	1:15.128	72.450	6	71.018
8	27	Hugh McEvoy	1.6 BMW Mini	11	14:03.965	1:14.447	73.113	4	70.943
9	35	Ryan Hogg	1.6 BMW Mini	11	14:09.115	1:15.324	72.261	4	70.512
10	52	Alan Sweetman	1.6 BMW Mini	11	14:32.449	1:17.352	70.367	5	68.627
11	620	Zoe Lee Nicholson	1.6 BMW Mini	11	14:44.480	1:17.992	69.789	9	67.693
Not classified									
DNF	7	Jack Conachy	1.6 BMW Mini	5	6:31.360	1:15.256	72.327	3	69.540

Margin of Victory

Avg. Speed

Best Lap Tm

Best Speed

Best Lap by

0.590

71.951

1:14.328

73.230

555 - Kian O'Brien

Results provisional until the conclusion of judicial and technical matters

Orbits

Chief Timekeeper: D.Bradfield

Clerk of the Course: Chris Edwards

Live timing available at timing.rhwright.co.uk

www.mylaps.com

Licensed to: R.H.Wright Timing

Printed: 30/07/2023 16:22:13



500MRCI Formula Ford Race Meeting


Mini Coopers

Kirkistown 500 MRCI 1.512 miles

Race 1 (R3)

29/07/2023 10:10

Race (12:00 and 1 Laps)



7	4
	13
6	52
	11
5	88
	9
4	96
	7
3	98
	5
2	7
	3
1	555
	1

56
14
620
12
35
10
17
8
27
6
260
4
65
2

POLE POSITION



Results provisional until the conclusion of judicial and technical matters

Orbits

Chief Timekeeper: D.Bradfield

Clerk of the Course: Chris Edwards

Live timing available at timing.rhwright.co.uk

www.mylaps.com

Licensed to: R.H.Wright Timing

Printed: 28/07/2023 14:24:04



500MRCI Formula Ford Race Meeting


Mini Coopers

Kirkistown 500 MRCI 1.512 miles

Race 2 (R15)

29/07/2023 15:55

Race (12:00 and 1 Laps) started at 15:28:31



Lap	Lap Tm	Diff	Time of Day
(555) Kain O'Brien			
1	1:21.990	+7.361	15:29:55.772
2	1:15.210	+0.581	15:31:10.982
3	1:14.629		15:32:25.611
4	1:14.662	+0.033	15:33:40.273
5	1:16.524	+1.895	15:34:56.797
6	1:14.715	+0.086	15:36:11.512
7	1:15.120	+0.491	15:37:26.632
8	1:14.841	+0.212	15:38:41.473
9	1:14.635	+0.006	15:39:56.108
10	1:15.167	+0.538	15:41:11.275
11	1:14.941	+0.312	15:42:26.216
(65) Jack Irvine			
1	1:21.984	+7.747	15:29:55.758
2	1:15.783	+1.546	15:31:11.541
3	1:14.721	+0.484	15:32:26.262
4	1:16.474	+2.237	15:33:42.736
5	1:15.319	+1.082	15:34:58.055
6	1:14.237		15:36:12.292
7	1:14.808	+0.571	15:37:27.100
8	1:14.800	+0.563	15:38:41.900
9	1:14.520	+0.283	15:39:56.420
10	1:15.440	+1.203	15:41:11.860
11	1:14.940	+0.703	15:42:26.800
(7) Jack Conachy			
1	1:21.544	+6.633	15:29:56.229
2	1:15.077	+0.166	15:31:11.306
3	1:14.911		15:32:26.217
4	1:16.335	+1.424	15:33:42.552
5	1:16.097	+1.186	15:34:58.649
6	1:15.019	+0.108	15:36:13.668
7	1:15.230	+0.319	15:37:28.898
8	1:15.124	+0.213	15:38:44.022
9	1:15.357	+0.446	15:39:59.379
10	1:15.505	+0.594	15:41:14.884
11	1:15.756	+0.845	15:42:30.640
(17) Noel Conachy			
1	1:21.016	+5.853	15:29:56.862
2	1:15.367	+0.204	15:31:12.229
3	1:15.290	+0.127	15:32:27.519
4	1:15.382	+0.219	15:33:42.901
5	1:16.045	+0.882	15:34:58.946
6	1:15.163		15:36:14.109
7	1:15.389	+0.226	15:37:29.498
8	1:15.258	+0.095	15:38:44.756
9	1:15.535	+0.372	15:40:00.291
10	1:15.543	+0.380	15:41:15.834
11	1:15.860	+0.697	15:42:31.694
(27) Hugh McEvoy			
1	1:22.102	+7.457	15:29:58.159
2	1:15.357	+0.712	15:31:13.516
3	1:15.442	+0.797	15:32:28.958
4	1:14.645		15:33:43.603
5	1:16.052	+1.407	15:34:59.655
6	1:15.689	+1.044	15:36:15.344
7	1:16.103	+1.458	15:37:31.447
8	1:16.186	+1.541	15:38:47.633
9	1:16.411	+1.766	15:40:04.044
10	1:15.451	+0.806	15:41:19.495
11	1:15.493	+0.848	15:42:34.988
(98) Craig Gilmore			
1	1:22.404	+7.528	15:29:57.644
2	1:15.152	+0.276	15:31:12.796
3	1:14.913	+0.037	15:32:27.709
4	1:15.630	+0.754	15:33:43.339
5	1:16.044	+1.168	15:34:59.383
6	1:15.737	+0.861	15:36:15.120
7	1:16.048	+1.172	15:37:31.168

Lap	Lap Tm	Diff	Time of Day
8	1:16.712	+1.836	15:38:47.880
9	1:17.002	+2.126	15:40:04.882
10	1:14.876		15:41:19.758
11	1:15.471	+0.595	15:42:35.229
(88) Chris Doherty			
1	1:22.178	+6.999	15:29:58.165
2	1:15.865	+0.686	15:31:14.030
3	1:15.308	+0.129	15:32:29.338
4	1:15.179		15:33:44.517
5	1:15.794	+0.615	15:35:00.311
6	1:15.472	+0.293	15:36:15.783
7	1:16.010	+0.831	15:37:31.793
8	1:16.533	+1.354	15:38:48.326
9	1:17.054	+1.875	15:40:05.380
10	1:15.669	+0.490	15:41:21.049
11	1:15.350	+0.171	15:42:36.399
(35) Ryan Hogg			
1	1:23.050	+8.113	15:29:59.351
2	1:15.514	+0.577	15:31:14.865
3	1:16.083	+1.146	15:32:30.948
4	1:15.876	+0.939	15:33:46.824
5	1:16.655	+1.718	15:35:03.479
6	1:16.102	+1.165	15:36:19.581
7	1:15.588	+0.651	15:37:35.169
8	1:14.937		15:38:50.106
9	1:15.907	+0.970	15:40:06.013
10	1:15.809	+0.872	15:41:21.822
11	1:15.494	+0.557	15:42:37.316
(260) Wayne Owens			
1	1:20.434	+5.642	15:29:54.991
2	1:15.011	+0.219	15:31:10.002
3	1:14.992	+0.200	15:32:24.994
4	1:15.138	+0.346	15:33:40.132
5	1:32.858	+18.066	15:35:12.990
6	1:14.792		15:36:27.782
7	1:14.983	+0.191	15:37:42.765
8	1:15.172	+0.380	15:38:57.937
9	1:15.508	+0.716	15:40:13.445
10	1:15.040	+0.248	15:41:28.485
11	1:15.032	+0.240	15:42:43.517
(96) Darren Gilmore			
1	1:21.524	+6.753	15:29:56.577
2	1:15.076	+0.305	15:31:11.653
3	1:20.311	+5.540	15:32:31.964
4	1:15.060	+0.289	15:33:47.024
5	1:16.088	+1.317	15:35:03.112
6	1:15.576	+0.805	15:36:18.688
7	1:15.662	+0.891	15:37:34.350
8	1:15.249	+0.478	15:38:49.599
9	1:15.669	+0.898	15:40:05.268
10	1:14.771		15:41:20.039
11	1:14.999	+0.228	15:42:35.038
(52) Alan Sweetman			
1	1:22.817	+5.919	15:30:00.122
2	1:16.973	+0.075	15:31:17.095
3	1:17.566	+0.668	15:32:34.661
4	1:16.898		15:33:51.559
5	1:18.915	+2.017	15:35:10.474
6	1:18.902	+2.004	15:36:29.376
7	1:17.639	+0.741	15:37:47.015
8	1:17.525	+0.627	15:39:04.540
9	1:17.443	+0.545	15:40:21.983
10	1:18.020	+1.122	15:41:40.003
11	1:17.707	+0.809	15:42:57.710
(620) Zoe Lee Nicholson			
1	1:23.192	+6.030	15:30:01.220
2	1:18.117	+0.955	15:31:19.337
3	1:18.102	+0.940	15:32:37.439

Results provisional until the conclusion of judicial and technical matters

Orbits

Chief Timekeeper: D.Bradfield

Clerk of the Course: Chris Edwards

Live timing available at timing.rhwright.co.uk

www.mylaps.com

Licensed to: R.H.Wright Timing

Printed: 30/07/2023 16:05:48



500MRCI Formula Ford Race Meeting

Sorted on Laps

Mini Coopers

Kirkistown 500 MRCI 1.512 miles

Race 2 (R15)

29/07/2023 15:55

Race (12:00 and 1 Laps) started at 15:28:31

Pos	No.	Name	Make	Laps	Total Tm	Best Tm	Best Speed	In Lap	Avg. Speed
1	555	Kain O'Brien	1.6 BMW Mini	11	13:54.719	1:14.629	72.934	3	71.729
2	65	Jack Irvine	1.6 BMW Mini	11	13:55.303	1:14.237	73.320	6	71.678
3	7	Jack Conachy	1.6 BMW Mini	11	13:59.143	1:14.911	72.660	3	71.350
4	17	Noel Conachy	1.6 BMW Mini	11	14:00.197	1:15.163	72.416	6	71.261
5	27	Hugh McEvoy	1.6 BMW Mini	11	14:03.491	1:14.645	72.919	4	70.983
6	98	Craig Gilmore	1.6 BMW Mini	11	14:03.732	1:14.876	72.694	10	70.962
7	88	Chris Doherty	1.6 BMW Mini	11	14:04.902	1:15.179	72.401	4	70.864
8	35	Ryan Hogg	1.6 BMW Mini	11	14:05.819	1:14.937	72.635	8	70.787
9	260	Wayne Owens	1.6 BMW Mini	11	14:12.020	1:14.792	72.775	6	70.272
10	96	Darren Gilmore	1.6 BMW Mini	11	14:13.541	1:14.771	72.796	10	70.147
11	52	Alan Sweetman	1.6 BMW Mini	11	14:26.213	1:16.898	70.782	4	69.121
12	620	Zoe Lee Nicholson	1.6 BMW Mini	11	14:33.526	1:17.162	70.540	7	68.542

Announcements

Penalty - Car 96+10s - False Start (Q12.14)

Margin of Victory	Avg. Speed	Best Lap Tm	Best Speed	Best Lap by
0.584	71.729	1:14.237	73.320	65 - Jack Irvine

Results provisional until the conclusion of judicial and technical matters

Orbits

Chief Timekeeper: D.Bradfield

Clerk of the Course: Chris Edwards

Live timing available at timing.rhwright.co.uk

www.mylaps.com

Licensed to: R.H.Wright Timing

Printed: 30/07/2023 16:22:32



500MRCI Formula Ford Race Meeting

Mini Coopers

Kirkistown 500 MRCI 1.512 miles

Race 2 (R15)

29/07/2023 15:55

Race (12:00 and 1 Laps)

7	4	56
	13	14
6	52	620
	11	12
5	88	35
	9	10
4	27	17
	7	8
3	98	96
	5	6
2	7	260
	3	4
1	555	65
	1	2

POLE POSITION

Results provisional until the conclusion of judicial and technical matters

Orbits

Chief Timekeeper: D.Bradfield

Clerk of the Course: Chris Edwards

Live timing available at timing.rhwright.co.uk

www.mylaps.com

Licensed to: R.H.Wright Timing

Printed: 28/07/2023 14:24:58