



## 500MRCI Formula Ford Race Meeting


Roadsports/NI Sevens/Globals

Kirkistown 500 MRCI 1.512 miles

Qualifying (Q4)

28/07/2023 14:10

Qualifying started at 14:26:01



Lap	Lap Tm	Diff	Time of Day
<b>(20) Jim Larkham</b>			
1	1:01.117	+0.530	14:28:20.890
2	1:00.587		14:29:21.477
3	1:01.076	+0.489	14:30:22.553
4	1:00.917	+0.330	14:31:23.470
5	1:01.763	+1.176	14:32:25.233
6	1:13.074	+12.487	14:33:38.307
7	1:00.978	+0.391	14:34:39.285
8	1:07.435	+6.848	14:35:46.720
9	1:03.384	+2.797	14:36:50.104
<b>(56) John Benson</b>			
1	1:04.576	+2.515	14:28:37.478
2	1:02.562	+0.501	14:29:40.040
3	1:02.783	+0.722	14:30:42.823
4	1:02.558	+0.497	14:31:45.381
5	1:02.471	+0.410	14:32:47.852
6	1:02.061		14:33:49.913
7	1:02.109	+0.048	14:34:52.022
8	1:03.220	+1.159	14:35:55.242
9	1:02.423	+0.362	14:36:57.665
<b>(120) Mike Ward</b>			
1	1:02.680	+0.245	14:28:25.224
2	1:02.435		14:29:27.659
3	1:03.062	+0.647	14:30:30.741
4	1:02.579	+0.144	14:31:33.320
5	1:02.664	+0.229	14:32:35.984
6	1:03.386	+0.951	14:33:39.370
7	1:02.608	+0.173	14:34:41.978
8	1:04.034	+1.599	14:35:46.012
9	1:04.494	+2.059	14:36:50.506
<b>(55) Bernard Foley</b>			
1	1:04.332	+1.691	14:28:31.190
2	1:05.540	+2.899	14:29:36.730
3	1:03.180	+0.539	14:30:39.910
4	1:03.183	+0.542	14:31:43.093
5	1:03.186	+0.545	14:32:46.279
6	1:02.896	+0.255	14:33:49.175
7	1:02.641		14:34:51.816
8	1:03.993	+1.352	14:35:55.809
9	1:03.954	+1.313	14:36:59.763
<b>(25) Graham Moore</b>			
1	1:02.861		14:28:23.484
2	1:03.724	+0.863	14:29:27.208
3	1:03.119	+0.258	14:30:30.327
4	1:03.217	+0.356	14:31:33.544
5	1:03.142	+0.281	14:32:36.686
<b>(11) Cameron Fenton</b>			
1	1:03.926	+0.669	14:28:36.278
2	1:04.496	+1.239	14:29:40.774
3	1:03.257		14:30:44.031
4	1:03.455	+0.198	14:31:47.486
5	1:03.671	+0.414	14:32:51.157
6	1:03.590	+0.333	14:33:54.747
7	1:03.637	+0.380	14:34:58.384
8	1:03.500	+0.243	14:36:01.884
9	1:03.463	+0.206	14:37:05.347
<b>(60) Jack Finlay</b>			
1	1:07.972	+3.970	14:28:47.271
2	1:04.102	+0.100	14:29:51.373
3	1:04.488	+0.486	14:30:55.861
4	1:04.296	+0.294	14:32:00.157
5	1:04.002		14:33:04.159
6	1:04.471	+0.469	14:34:08.630
7	1:04.799	+0.797	14:35:13.429
8	1:05.051	+1.049	14:36:18.480
<b>(8) Peter Drennan</b>			

Lap	Lap Tm	Diff	Time of Day
1	1:05.469	+0.896	14:28:40.292
2	1:04.896	+0.323	14:29:45.188
3	1:05.013	+0.440	14:30:50.201
4	1:04.777	+0.204	14:31:54.978
5	1:04.573		14:32:59.551
6	1:04.897	+0.324	14:34:04.448
7	1:04.796	+0.223	14:35:09.244
8	1:04.876	+0.303	14:36:14.120
<b>(15) Paul Thompson</b>			
1	1:07.160	+2.389	14:28:39.721
2	1:05.038	+0.267	14:29:44.759
3	1:05.167	+0.396	14:30:49.926
4	1:08.276	+3.505	14:31:58.202
5	1:04.771		14:33:02.973
6	1:04.806	+0.035	14:34:07.779
7	1:05.311	+0.540	14:35:13.090
<b>(7) Richard Finlay</b>			
1	1:06.232	+1.108	14:28:51.449
2	1:05.358	+0.234	14:29:56.807
3	1:05.651	+0.527	14:31:02.458
4	1:05.124		14:32:07.582
5	1:05.341	+0.217	14:33:12.923
6	1:05.166	+0.042	14:34:18.089
7	1:05.407	+0.283	14:35:23.496
8	1:05.419	+0.295	14:36:28.915
<b>(54) Charlie Linnane</b>			
1	1:07.970	+2.810	14:29:00.045
2	1:06.370	+1.210	14:30:06.415
3	1:06.405	+1.245	14:31:12.820
4	1:06.329	+1.169	14:32:19.149
5	1:08.479	+3.319	14:33:27.628
6	1:05.160		14:34:32.788
7	1:07.764	+2.604	14:35:40.552
8	1:05.354	+0.194	14:36:45.906
<b>(17) Joe Christian</b>			
1	1:07.979	+2.342	14:28:55.614
2	1:05.637		14:30:01.251
3	1:06.529	+0.892	14:31:07.780
4	1:06.880	+1.243	14:32:14.660
5	1:08.410	+2.773	14:33:23.070
6	1:06.763	+1.126	14:34:29.833
<b>(303) Brian Crawford</b>			
1	1:11.941	+4.087	14:28:47.469
2	1:10.309	+2.455	14:29:57.778
3	1:10.648	+2.794	14:31:08.426
4	1:09.505	+1.651	14:32:17.931
5	1:08.582	+0.728	14:33:26.513
6	1:09.295	+1.441	14:34:35.808
7	1:07.854		14:35:43.662
8	1:08.633	+0.779	14:36:52.295
<b>(2) Pat Murphy</b>			
1	1:08.911	+1.047	14:28:55.971
2	1:07.864		14:30:03.835
3	1:08.456	+0.592	14:31:12.291
4	1:09.103	+1.239	14:32:21.394
5	1:08.164	+0.300	14:33:29.558
6	1:08.473	+0.609	14:34:38.031
7	1:08.995	+1.131	14:35:47.026
<b>(22) Allen Millar</b>			
1	1:10.902	+2.828	14:28:48.002
2	1:09.382	+1.308	14:29:57.384
3	1:08.412	+0.338	14:31:05.796
4	1:08.074		14:32:13.870
5	1:08.989	+0.915	14:33:22.859
6	1:09.126	+1.052	14:34:31.985
7	1:09.786	+1.712	14:35:41.771
8	1:08.551	+0.477	14:36:50.322

Results provisional until the conclusion of judicial and technical matters

Orbits

Chief Timekeeper: D.Bradfield

Clerk of the Course: Chris Edwards

Live timing available at [timing.rhwright.co.uk](http://timing.rhwright.co.uk)

[www.mylaps.com](http://www.mylaps.com)

Licensed to: R.H.Wright Timing





## 500MRCI Formula Ford Race Meeting

Sorted on best lap time

Roadsports/NI Sevens/Globals

Kirkistown 500 MRCI 1.512 miles

Qualifying (Q4)

28/07/2023 14:10

Qualifying started at 14:26:01

Pos	No.	Name	Make	Best Tm	Diff	In Lap	Best Speed	2nd Best	2nd Lap
1	20	Jim Larkham	1.3 Radical PR06	<b>1:00.587</b>		2	89.838	1:00.917	4
2	56	John Benson	2.0 Crossle 37S	<b>1:02.061</b>	1.474	6	87.704	1:02.109	7
3	120	Mike Ward	1.3 Radical PR06	<b>1:02.435</b>	1.848	2	87.179	1:02.579	4
4	55	Bernard Foley	2.0 Crossle 47S	<b>1:02.641</b>	2.054	7	86.892	1:02.896	6
5	25	Graham Moore	1.0 GMS Honda	<b>1:02.861</b>	2.274	1	86.588	1:03.119	3
6	11	Cameron Fenton	0.6 Global GT	<b>1:03.257</b>	2.670	3	86.046	1:03.455	4
7	60	Jack Finlay	0.6 Global GT	<b>1:04.002</b>	3.415	5	85.045	1:04.102	2
8	8	Peter Drennan	0.6 Global GT	<b>1:04.573</b>	3.986	5	84.293	1:04.777	4
9	15	Paul Thompson	1.0 Striker Honda	<b>1:04.771</b>	4.184	5	84.035	1:04.806	6
10	7	Richard Finlay	0.6 Global GT	<b>1:05.124</b>	4.537	4	83.579	1:05.166	6
11	54	Charlie Linnane	0.6 Global GT	<b>1:05.160</b>	4.573	6	83.533	1:05.354	8
12	17	Joe Christian	0.6 Global GT	<b>1:05.637</b>	5.050	2	82.926	1:06.529	3
13	303	Brian Crawford	1.0 Vortex Honda	<b>1:07.854</b>	7.267	7	80.217	1:08.582	5
14	2	Pat Murphy	0.6 Global GT	<b>1:07.864</b>	7.277	2	80.205	1:08.164	5
15	22	Allen Millar	1.0 GMS Honda	<b>1:08.074</b>	7.487	4	79.957	1:08.412	3
16	46	Ulick Burke	0.6 Global GT			0	-		0
17	10	Barney Casement	2.0 Vauxhall Tigra			0	-		0
18	31	Arnie Black	1.8 Mermik Rover			0	-		0
19	34	Mark Francis	1.0 Locost Honda			0	-		0
20	44	Richard Francis	1.0 Locost Honda			0	-		0
21	50	Richard Morgan	1.0 Westfield honda			0	-		0
22	70	Conor May	0.6 Global GT			0	-		0
23	201	Gavin Buckley	2.0 Gunn T6			0	-		0

### Announcements

Car 46- No transponder times recorded (Q12.8.1)

Results provisional until the conclusion of judicial and technical matters

Orbits

Chief Timekeeper: D.Bradfield

Clerk of the Course: Chris Edwards

Live timing available at [timing.rhwright.co.uk](http://timing.rhwright.co.uk)

[www.mylaps.com](http://www.mylaps.com)

Licensed to: R.H.Wright Timing



## 500MRCI Formula Ford Race Meeting


Roadsports/NI Sevens/Globals

Kirkstown 500 MRCI 1.512 miles

Race 1 (R6)

29/07/2023 11:30

Race (12:00 and 1 Laps) started at 11:45:57



Lap	Lap Tm	Diff	Time of Day
<b>(20) Jim Larkham</b>			
1	1:04.933	+3.810	11:47:02.878
2	1:01.204	+0.081	11:48:04.082
3	1:01.123		11:49:05.205
4	1:02.989	+1.866	11:50:08.194
5	1:05.398	+4.275	11:51:13.592
6	1:02.268	+1.145	11:52:15.860
7	1:02.576	+1.453	11:53:18.436
8	1:02.105	+0.982	11:54:20.541
9	1:02.371	+1.248	11:55:22.912
10	1:02.985	+1.862	11:56:25.897
11	1:02.655	+1.532	11:57:28.552
12	1:02.775	+1.652	11:58:31.327
13	1:02.778	+1.655	11:59:34.105
<b>(120) Mike Ward</b>			
1	1:06.566	+4.934	11:47:04.786
2	1:02.935	+1.303	11:48:07.721
3	1:02.525	+0.893	11:49:10.246
4	1:02.076	+0.444	11:50:12.322
5	1:03.191	+1.559	11:51:15.513
6	1:01.957	+0.325	11:52:17.470
7	1:01.632		11:53:19.102
8	1:02.958	+1.326	11:54:22.060
9	1:02.327	+0.695	11:55:24.387
10	1:02.472	+0.840	11:56:26.859
11	1:02.266	+0.634	11:57:29.125
12	1:02.422	+0.790	11:58:31.547
13	1:03.265	+1.633	11:59:34.812
<b>(25) Graham Moore</b>			
1	1:06.353	+3.409	11:47:04.824
2	1:04.199	+1.255	11:48:09.023
3	1:03.331	+0.387	11:49:12.354
4	1:02.973	+0.029	11:50:15.327
5	1:02.944		11:51:18.271
6	1:03.202	+0.258	11:52:21.473
7	1:03.053	+0.109	11:53:24.526
8	1:02.952	+0.008	11:54:27.478
9	1:03.048	+0.104	11:55:30.526
10	1:03.261	+0.317	11:56:33.787
11	1:04.323	+1.379	11:57:38.110
12	1:03.216	+0.272	11:58:41.326
13	1:03.416	+0.472	11:59:44.742
<b>(56) John Benson</b>			
1	1:08.197	+5.395	11:47:06.450
2	1:03.197	+0.395	11:48:09.647
3	1:03.449	+0.647	11:49:13.096
4	1:02.991	+0.189	11:50:16.087
5	1:03.028	+0.226	11:51:19.115
6	1:02.802		11:52:21.917
7	1:03.454	+0.652	11:53:25.371
8	1:02.914	+0.112	11:54:28.285
9	1:02.929	+0.127	11:55:31.214
10	1:03.404	+0.602	11:56:34.618
11	1:04.033	+1.231	11:57:38.651
12	1:03.078	+0.276	11:58:41.729
13	1:03.321	+0.519	11:59:45.050
<b>(55) Bernard Foley</b>			
1	1:08.385	+5.102	11:47:07.000
2	1:03.300	+0.017	11:48:10.300
3	1:03.389	+0.106	11:49:13.689
4	1:03.283		11:50:16.972
5	1:04.213	+0.930	11:51:21.185
6	1:03.720	+0.437	11:52:24.905
7	1:04.208	+0.925	11:53:29.113
8	1:03.629	+0.346	11:54:32.742
9	1:03.651	+0.368	11:55:36.393
10	1:03.722	+0.439	11:56:40.115
11	1:04.172	+0.889	11:57:44.287
12	1:04.023	+0.740	11:58:48.310

Lap	Lap Tm	Diff	Time of Day
<b>(11) Cameron Fenlon</b>			
13	1:04.372	+1.089	11:59:52.682
1	1:05.984	+2.736	11:47:24.501
2	1:04.298	+1.050	11:48:28.799
3	1:03.315	+0.067	11:49:32.114
4	1:05.595	+2.347	11:50:37.709
5	1:03.322	+0.074	11:51:41.031
6	1:03.648	+0.400	11:52:44.679
7	1:03.248		11:53:47.927
8	1:03.867	+0.619	11:54:51.794
9	1:04.836	+1.388	11:55:56.430
10	1:03.850	+0.602	11:57:00.280
11	1:03.696	+0.448	11:58:03.976
12	1:03.574	+0.326	11:59:07.550
13	1:04.677	+1.429	12:00:12.227
<b>(15) Paul Thompson</b>			
1	1:08.712	+4.223	11:47:07.533
2	1:04.489		11:48:12.022
3	1:05.091	+0.602	11:49:17.113
4	1:04.849	+0.360	11:50:21.962
5	1:05.379	+0.890	11:51:27.341
6	1:05.256	+0.767	11:52:32.597
7	1:05.277	+0.788	11:53:37.874
8	1:05.880	+1.391	11:54:43.754
9	1:06.531	+2.042	11:55:50.285
10	1:05.373	+0.884	11:56:55.658
11	1:05.538	+1.049	11:58:01.196
12	1:05.303	+0.814	11:59:06.499
13	1:06.067	+1.578	12:00:12.566
<b>(60) Jack Finlay</b>			
1	1:06.534	+2.994	11:47:25.155
2	1:04.316	+0.776	11:48:29.471
3	1:03.540		11:49:33.011
4	1:04.929	+1.389	11:50:37.940
5	1:03.790	+0.250	11:51:41.730
6	1:03.584	+0.044	11:52:45.314
7	1:03.793	+0.253	11:53:49.107
8	1:04.417	+0.877	11:54:53.524
9	1:04.657	+1.117	11:55:58.181
10	1:04.023	+0.483	11:57:02.204
11	1:04.271	+0.731	11:58:06.475
12	1:03.820	+0.280	11:59:10.295
13	1:04.079	+0.539	12:00:14.374
<b>(50) Richard Morgan</b>			
1	1:08.296	+3.184	11:47:08.405
2	1:05.112		11:48:13.517
3	1:09.363	+4.251	11:49:22.880
4	1:06.634	+1.522	11:50:29.514
5	1:05.726	+0.614	11:51:35.240
6	1:05.755	+0.643	11:52:40.995
7	1:05.482	+0.370	11:53:46.477
8	1:05.993	+0.881	11:54:52.470
9	1:06.410	+1.298	11:55:58.880
10	1:06.296	+1.184	11:57:05.176
11	1:06.455	+1.343	11:58:11.631
12	1:10.507	+5.395	11:59:22.138
13	1:05.612	+0.500	12:00:27.750
<b>(44) Richard Francis</b>			
1	1:08.203	+3.771	11:47:08.010
2	1:04.432		11:48:12.442
3	1:05.741	+1.309	11:49:18.183
4	1:05.448	+1.016	11:50:23.631
5	1:05.889	+1.457	11:51:29.520
6	1:07.240	+2.808	11:52:36.760
7	1:07.677	+3.245	11:53:44.437
8	1:06.876	+2.444	11:54:51.313
9	1:07.779	+3.347	11:55:59.092
10	1:07.374	+2.942	11:57:06.466
11	1:08.633	+4.201	11:58:15.099

Lap	Lap Tm	Diff	Time of Day
<b>(7) Richard Finlay</b>			
12	1:07.724	+3.292	11:59:22.823
13	1:06.095	+1.663	12:00:28.918
1	1:07.886	+3.341	11:47:26.825
2	1:04.596	+0.051	11:48:31.421
3	1:05.057	+0.512	11:49:36.478
4	1:06.139	+1.594	11:50:42.617
5	1:06.048	+1.503	11:51:48.665
6	1:04.822	+0.277	11:52:53.487
7	1:04.855	+0.310	11:53:58.342
8	1:05.254	+0.709	11:55:03.596
9	1:05.420	+0.875	11:56:09.016
10	1:05.184	+0.639	11:57:14.200
11	1:04.844	+0.299	11:58:19.044
12	1:04.545		11:59:23.589
13	1:05.535	+0.990	12:00:29.124
<b>(54) Charlie Linnane</b>			
1	1:08.979	+4.088	11:47:27.908
2	1:05.854	+0.963	11:48:33.762
3	1:05.700	+0.809	11:49:39.462
4	1:06.969	+2.078	11:50:46.431
5	1:05.398	+0.507	11:51:51.829
6	1:05.972	+1.081	11:52:57.801
7	1:05.393	+0.502	11:54:03.194
8	1:05.205	+0.314	11:55:08.399
9	1:04.891		11:56:13.290
10	1:05.352	+0.461	11:57:18.642
11	1:04.956	+0.065	11:58:23.598
12	1:05.157	+0.266	11:59:28.755
13	1:05.898	+1.007	12:00:33.653
<b>(17) Joe Christian</b>			
1	1:13.829	+7.959	11:47:32.997
2	1:11.983	+6.113	11:48:44.980
3	1:05.870		11:49:50.850
4	1:07.651	+1.781	11:50:58.501
5	1:06.546	+0.676	11:52:05.047
6	1:07.367	+1.497	11:53:12.414
7	1:06.054	+0.184	11:54:18.468
8	1:08.687	+2.817	11:55:27.155
9	1:06.136	+0.266	11:56:33.291
10	1:07.575	+1.705	11:57:40.866
11	1:06.759	+0.889	11:58:47.625
12	1:07.041	+1.171	11:59:54.666
<b>(303) Brian Crawford</b>			
1	1:11.401	+3.751	11:47:11.202
2	1:07.650		11:48:18.852
3	1:07.919	+0.269	11:49:26.771
4	1:12.667	+5.017	11:50:39.438
5	1:10.145	+2.495	11:51:49.583
6	1:12.614	+4.964	11:53:02.197
7	1:09.004	+1.354	11:54:11.201
8	1:08.672	+1.022	11:55:19.873
<b>(2) Pat Murphy</b>			
1	1:11.910	+3.475	11:47:31.203
2	1:09.063	+0.628	11:48:40.266
3	1:08.870	+0.435	11:49:49.136
4	1:09.863	+1.428	11:50:58.999
5	1:08.435		11:52:07.434
<b>(46) Ulick Burke</b>			
1	1:07.051	+3.376	11:47:26.254
2	1:03.675		11:48:29.929
3	1:04.026	+0.351	11:49:33.955
<b>(8) Peter Drennan</b>			
1	1:06.946	+2.672	11:47:25.602
2	1:04.274		11:48:29.876
3	1:04.732	+0.458	11:49:34.608

Results provisional until the conclusion of judicial and technical matters

Orbits

Chief Timekeeper: D.Bradfield

Clerk of the Course: Chris Edwards

www.mylaps.com

Live timing available at timing.rhwright.co.uk

Licensed to: R.H.Wright Timing



## 500MRCI Formula Ford Race Meeting

Roadsports/NI Sevens/Globals

Kirkistown 500 MRCI 1.512 miles

Race 1 (R6)

29/07/2023 11:30

Race (12:00 and 1 Laps) started at 11:45:57

Lap	Lap Tm	Diff	Time of Day
(22) Allen Millar			
1	1:21.462	+1.989	11:47:21.490
2	1:21.556	+2.063	11:48:43.046
3	1:19.493		11:50:02.539

Lap	Lap Tm	Diff	Time of Day
-----	--------	------	-------------

Lap	Lap Tm	Diff	Time of Day
-----	--------	------	-------------

Results provisional until the conclusion of judicial and technical matters

Orbits

Chief Timekeeper: D.Bradfield

Clerk of the Course: Chris Edwards

Live timing available at [timing.rhwright.co.uk](http://timing.rhwright.co.uk)

[www.mylaps.com](http://www.mylaps.com)

Licensed to: R.H.Wright Timing



# R.H.Wright Timing

## 500MRCI Formula Ford Race Meeting

Sorted on Laps

Roadsports/NI Sevens/Globals

Kirkistown 500 MRCI 1.512 miles

Race 1 (R6)

29/07/2023 11:30

Race (12:00 and 1 Laps) started at 11:45:57

Pos	No.	Name	Make	Laps	Total Tm	Best Tm	Best Speed	In Lap	Avg. Speed
<b>Globals</b>									
1	11	Cameron Fenton	0.6 Global GT	13	14:14.282	1:03.248	86.058	7	82.829
2	60	Jack Finlay	0.6 Global GT	13	14:16.429	1:03.540	85.663	3	82.621
3	7	Richard Finlay	0.6 Global GT	13	14:31.179	1:04.545	84.329	12	81.222
4	54	Charlie Linnane	0.6 Global GT	13	14:36.708	1:04.891	83.879	9	80.710
5	17	Joe Christian	0.6 Global GT	12	13:56.721	1:05.870	82.633	3	78.062
<b>Not classified</b>									
DNF	2	Pat Murphy	0.6 Global GT	5	6:09.489	1:08.435	79.536	5	73.656
DNF	46	Ulick Burke	0.6 Global GT	3	3:36.010	1:03.675	85.481	2	75.594
DNF	8	Peter Drennan	0.6 Global GT	3	3:36.663	1:04.274	84.685	2	75.366
<b>NI Sevens</b>									
1	25	Graham Moore	1.0 GMS Honda	13	13:46.797	1:02.944	86.474	5	85.582
2	15	Paul Thompson	1.0 Striker Honda	13	14:14.621	1:04.489	84.402	2	82.796
3	50	Richard Morgan	1.0 Westfield honda	13	14:29.805	1:05.112	83.595	2	81.351
4	44	Richard Francis	1.0 Locost Honda	13	14:30.973	1:04.432	84.477	2	81.242
<b>Not classified</b>									
DNF	303	Brian Crawford	1.0 Vortex Honda	8	9:21.928	1:07.650	80.459	2	77.491
DNF	22	Allen Millar	1.0 GMS Honda	3	4:04.594	1:19.493	68.472	3	66.760
<b>Roadsports C</b>									
1	20	Jim Larkham	1.3 Radical PR06	13	13:36.160	1:01.123	89.050	3	86.698
2	120	Mike Ward	1.3 Radical PR06	13	13:36.867	1:01.632	88.315	7	86.623
3	56	John Benson	2.0 Crossle 37S	13	13:47.105	1:02.802	86.670	6	85.551
4	55	Bernard Foley	2.0 Crossle 47S	13	13:54.737	1:03.283	86.011	4	84.768

Margin of Victory	Avg. Speed	Best Lap Tm	Best Speed	Best Lap by
0.707	86.698	1:01.123	89.050	20 - Jim Larkham

Results provisional until the conclusion of judicial and technical matters

Orbits

Chief Timekeeper: D.Bradfield

Clerk of the Course: Chris Edwards

Live timing available at [timing.rhwright.co.uk](http://timing.rhwright.co.uk)

[www.mylaps.com](http://www.mylaps.com)

Licensed to: R.H.Wright Timing

Printed: 30/07/2023 16:26:07



## 500MRCI Formula Ford Race Meeting

Roadsports/NI Sevens/Globals

Kirkistown 500 MRCI 1.512 miles

Race 1 (R6)

29/07/2023 11:30

Race (12:00 and 1 Laps)

14	70	
	27	
13	2	46
	25	26
12	54	17
	23	24
11	8	7
	21	22
10	11	60
	19	20
9		18
	17	
8		16
	15	201
7	50	14
	13	44
6	34	12
	11	31
5	10	10
	9	22
4	303	8
	7	15
3	25	6
	5	55
2	120	4
	3	56
1	20	2
	1	

POLE POSITION

Results provisional until the conclusion of judicial and technical matters

Orbits

Chief Timekeeper: D.Bradfield

Clerk of the Course: Chris Edwards

Live timing available at [timing.rhwright.co.uk](http://timing.rhwright.co.uk)

[www.mylaps.com](http://www.mylaps.com)

Licensed to: R.H.Wright Timing

Printed: 28/07/2023 14:47:08



## 500MRCI Formula Ford Race Meeting


Roadsports/NI Sevens/Globals

Kirkistown 500 MRCI 1.512 miles

Race 2 (R13)

29/07/2023 14:55

Race (12:00 and 1 Laps) started at 14:43:31



Lap	Lap Tm	Diff	Time of Day
<b>(20) Jim Larkham</b>			
1	1:04.840	+4.200	14:44:36.353
2	1:05.630	+4.990	14:45:41.983
3	1:45.484	+44.844	14:47:27.467
4	2:05.903	+1:05.263	14:49:33.370
5	1:04.064	+3.424	14:50:37.434
6	1:00.640		14:51:38.074
7	1:01.422	+0.782	14:52:39.496
<b>(25) Graham Moore</b>			
1	1:06.424	+3.449	14:44:38.586
2	1:16.029	+13.054	14:45:54.615
3	1:34.507	+31.532	14:47:29.122
4	2:05.399	+1:02.424	14:49:34.521
5	1:03.944	+0.969	14:50:38.465
6	1:02.975		14:51:41.440
7	1:11.725	+8.750	14:52:53.165
<b>(120) Mike Ward</b>			
1	1:07.409	+5.346	14:44:39.201
2	1:05.737	+3.674	14:45:44.938
3	1:43.104	+41.041	14:47:28.042
4	2:05.719	+1:03.656	14:49:33.761
5	1:06.061	+3.996	14:50:39.822
6	1:02.063		14:51:41.885
7	1:12.218	+10.155	14:52:54.103
<b>(56) John Benson</b>			
1	1:08.795	+5.881	14:44:40.482
2	1:14.709	+11.795	14:45:55.191
3	1:34.596	+31.682	14:47:29.787
4	2:05.751	+1:02.837	14:49:35.538
5	1:04.801	+1.887	14:50:40.339
6	1:02.914		14:51:43.253
7	1:12.686	+9.772	14:52:55.939
<b>(55) Bernard Foley</b>			
1	1:09.279	+4.636	14:44:41.394
2	1:15.764	+11.121	14:45:57.158
3	1:33.957	+29.314	14:47:31.115
4	2:05.182	+1:00.539	14:49:36.297
5	1:04.643		14:50:40.940
6	1:04.799	+0.156	14:51:45.739
7	1:14.322	+9.679	14:53:00.061
<b>(15) Paul Thompson</b>			
1	1:08.512	+3.573	14:44:40.754
2	1:14.851	+9.912	14:45:55.605
3	1:34.552	+29.613	14:47:30.157
4	2:05.351	+1:00.412	14:49:35.508
5	1:05.625	+0.686	14:50:41.133
6	1:04.939		14:51:46.072
7	1:15.698	+10.759	14:53:01.770
<b>(44) Richard Francis</b>			
1	1:09.246	+4.719	14:44:42.337
2	1:17.643	+13.116	14:45:59.980
3	1:32.574	+28.047	14:47:32.554
4	2:04.816	+1:00.289	14:49:37.370
5	1:05.561	+1.034	14:50:42.931
6	1:04.527		14:51:47.458
7	1:17.459	+12.932	14:53:04.917
<b>(50) Richard Morgan</b>			
1	1:08.961	+3.523	14:44:41.559
2	1:17.848	+12.410	14:45:59.407
3	1:32.849	+27.411	14:47:32.256
4	2:04.782	+59.344	14:49:37.038
5	1:05.438		14:50:42.476
6	1:08.476	+3.038	14:51:50.952
7	1:19.769	+14.331	14:53:10.721
<b>(22) Allen Millar</b>			

Lap	Lap Tm	Diff	Time of Day
1	1:12.224	+3.949	14:44:44.810
2	1:17.627	+9.352	14:46:02.437
3	1:31.027	+22.752	14:47:33.464
4	2:03.911	+55.636	14:49:37.375
5	1:09.405	+1.130	14:50:46.780
6	1:08.275		14:51:55.055
7	1:23.446	+15.171	14:53:18.501
<b>(11) Cameron Fenton</b>			
1	1:08.946	+5.150	14:45:02.146
2	1:45.123	+41.327	14:46:47.269
3	1:14.969	+11.173	14:48:02.238
4	1:52.172	+48.376	14:49:54.410
5	1:04.468	+0.672	14:50:58.878
6	1:03.796		14:52:02.674
7	1:42.551	+38.755	14:53:45.225
<b>(60) Jack Finlay</b>			
1	1:07.139	+3.094	14:45:00.375
2	1:47.463	+43.418	14:46:47.838
3	1:14.749	+10.704	14:48:02.587
4	1:52.151	+48.106	14:49:54.738
5	1:04.229	+0.184	14:50:58.967
6	1:04.045		14:52:03.012
7	1:44.953	+40.908	14:53:47.965
<b>(7) Richard Finlay</b>			
1	1:10.325	+5.753	14:45:03.960
2	1:45.414	+40.842	14:46:49.374
3	1:14.705	+10.133	14:48:04.079
4	1:51.546	+46.974	14:49:55.625
5	1:05.029	+0.457	14:51:00.654
6	1:04.572		14:52:05.226
7	1:46.006	+41.434	14:53:51.232
<b>(54) Charlie Linnane</b>			
1	1:09.243	+4.031	14:45:02.838
2	1:45.833	+40.621	14:46:48.671
3	1:14.619	+9.407	14:48:03.290
4	1:52.206	+46.994	14:49:55.496
5	1:05.212		14:51:00.708
6	1:06.066	+0.854	14:52:06.774
7	1:45.027	+39.815	14:53:51.801
<b>(46) Ulick Burke</b>			
1	1:10.808	+5.938	14:45:04.750
2	1:45.040	+40.170	14:46:49.790
3	1:14.743	+9.873	14:48:04.533
4	1:51.510	+46.640	14:49:56.043
5	1:04.870		14:51:00.913
6	1:06.420	+1.550	14:52:07.333
7	1:44.979	+40.109	14:53:52.312
<b>(8) Peter Drennan</b>			
1	1:07.038	+2.831	14:45:00.395
2	1:47.718	+43.311	14:46:48.113
3	1:14.780	+10.373	14:48:02.893
4	1:52.217	+47.810	14:49:55.110
5	1:04.407		14:50:59.517

Results provisional until the conclusion of judicial and technical matters

Orbits

Chief Timekeeper: D.Bradfield

Clerk of the Course: Chris Edwards

Live timing available at [timing.rhwright.co.uk](http://timing.rhwright.co.uk)

[www.mylaps.com](http://www.mylaps.com)

Licensed to: R.H.Wright Timing



## 500MRCI Formula Ford Race Meeting

Sorted on Laps

Roadsports/NI Sevens/Globals

Kirkistown 500 MRCI 1.512 miles

Race 2 (R13)

29/07/2023 14:55

Race (12:00 and 1 Laps) started at 14:43:31

Pos	No.	Name	Make	Laps	Total Tm	Best Tm	Best Speed	In Lap	Avg. Speed
<b>Globals</b>									
1	11	Cameron Fenton	0.6 Global GT	7	10:13.712	<b>1:03.796</b>	85.319	6	62.083
2	60	Jack Finlay	0.6 Global GT	7	10:16.452	<b>1:04.045</b>	84.987	6	61.807
3	7	Richard Finlay	0.6 Global GT	7	10:19.719	<b>1:04.572</b>	84.294	6	61.481
4	54	Charlie Linnane	0.6 Global GT	7	10:20.288	<b>1:05.212</b>	83.467	5	61.425
5	46	Ulick Burke	0.6 Global GT	7	10:20.799	<b>1:04.870</b>	83.907	5	61.374
<b>Not classified</b>									
DNF	8	Peter Drennan	0.6 Global GT	5	7:28.004	<b>1:04.407</b>	84.510	5	60.747
DNF	2	Pat Murphy	0.6 Global GT		22.215		-	0	-
DNF	17	Joe Christian	0.6 Global GT		22.252		-	0	-
<b>NI Sevens</b>									
1	25	Graham Moore	1.0 GMS Honda	7	9:21.652	<b>1:02.975</b>	86.431	6	67.838
2	15	Paul Thompson	1.0 Striker Honda	7	9:30.257	<b>1:04.939</b>	83.817	6	66.814
3	44	Richard Francis	1.0 Locost Honda	7	9:33.404	<b>1:04.527</b>	84.353	6	66.447
4	50	Richard Morgan	1.0 Westfield honda	7	9:39.208	<b>1:05.438</b>	83.178	5	65.781
5	22	Allen Millar	1.0 GMS Honda	7	9:46.988	<b>1:08.275</b>	79.722	6	64.910
<b>Not classified</b>									
DNS	303	Brian Crawford	1.0 Vortex Honda				-	0	-
<b>Roadsports C</b>									
1	20	Jim Larkham	1.3 Radical PR06	7	9:07.983	<b>1:00.640</b>	89.760	6	69.530
2	120	Mike Ward	1.3 Radical PR06	7	9:22.590	<b>1:02.063</b>	87.702	6	67.725
3	56	John Benson	2.0 Crossle 37S	7	9:24.426	<b>1:02.914</b>	86.515	6	67.504
4	55	Bernard Foley	2.0 Crossle 47S	7	9:28.548	<b>1:04.643</b>	84.201	5	67.015

### Announcements

Race red flag and result declared on Lap 7

Margin of Victory	Avg. Speed	Best Lap Tm	Best Speed	Best Lap by
13.669	69.530	1:00.640	89.760	20 - Jim Larkham

Results provisional until the conclusion of judicial and technical matters

Orbits

Chief Timekeeper: D.Bradfield

Clerk of the Course: Chris Edwards

Live timing available at [timing.rhwright.co.uk](http://timing.rhwright.co.uk)

[www.mylaps.com](http://www.mylaps.com)

Licensed to: R.H.Wright Timing

Printed: 30/07/2023 16:26:27





## 500MRCI Formula Ford Race Meeting

Roadsports/NI Sevens/Globals

Kirkistown 500 MRCI 1.512 miles


Race 2 (R13)

29/07/2023 14:55

Race (12:00 and 1 Laps)

14	70	
	27	
13	2	46
	25	26
12	54	17
	23	24
11	8	7
	21	22
10	11	60
	19	20
9		18
	17	
8		16
	15	31
7	10	14
	13	50
6	44	12
	11	34
5	201	10
	9	303
4	22	8
	7	15
3	25	6
	5	55
2	120	4
	3	56
1	20	2
	1	

POLE POSITION



Results provisional until the conclusion of judicial and technical matters

Orbits

Chief Timekeeper: D.Bradfield

Clerk of the Course: Chris Edwards

Live timing available at [timing.rhwright.co.uk](http://timing.rhwright.co.uk)

[www.mylaps.com](http://www.mylaps.com)

Licensed to: R.H.Wright Timing

Printed: 28/07/2023 14:48:35