



## 500MRCI Superkart Saturday


Superkarts

Kirkistown 500 MRCI 1.512 miles

Qualifying

29/07/2023 09:10

Qualifying started at 9:23:24



Lap	Lap Tm	Diff	Time of Day
<b>(43) Brian Jones</b>			
1	57.620	+1.608	9:25:29.070
2	56.012		9:26:25.082
<b>(53) Alan Crossen</b>			
1	1:00.981	+3.536	9:25:53.124
2	58.867	+1.422	9:26:51.991
3	57.831	+0.386	9:27:49.822
4	58.420	+0.975	9:28:48.242
5	58.824	+1.379	9:29:47.066
6	1:11.806	+14.361	9:30:58.872
7	57.445		9:31:56.317
<b>(72) Richard Dewart</b>			
1	59.854	+2.085	9:29:23.586
2	58.556	+0.787	9:30:22.142
3	1:00.586	+2.817	9:31:22.728
4	57.769		9:32:20.497
5	58.186	+0.417	9:33:18.683
6	58.373	+0.604	9:34:17.056
<b>(83) Colin Menary</b>			
1	1:00.554	+0.444	9:25:47.137
2	1:00.130	+0.020	9:26:47.267
3	1:00.110		9:27:47.377
4	1:00.460	+0.350	9:28:47.837
<b>(77) Stephen McAdam</b>			
1	1:01.306		9:28:50.018
2	1:02.201	+0.895	9:29:52.219
<b>(28) Alan Witherow</b>			
1	1:05.923	+3.593	9:26:02.016
2	1:03.625	+1.295	9:27:05.641
3	1:03.141	+0.811	9:28:08.782
4	1:02.707	+0.377	9:29:11.489
5	1:02.330		9:30:13.819
<b>(40) Aaron Newell</b>			
1	1:04.004	+1.590	9:26:00.931
2	1:03.246	+0.832	9:27:04.177
3	1:03.362	+0.948	9:28:07.539
4	1:02.673	+0.259	9:29:10.212
5	1:02.414		9:30:12.626
<b>(17) Scott Greenaway</b>			
1	1:22.976	+19.406	9:26:55.457
2	1:14.236	+10.666	9:28:09.693
3	1:06.995	+3.425	9:29:16.688
4	1:04.071	+0.501	9:30:20.759
5	1:06.245	+2.675	9:31:27.004
6	1:03.570		9:32:30.574
7	1:03.681	+0.111	9:33:34.255
<b>(25) Noel Lindsay</b>			
1	1:19.273	+14.513	9:28:32.209
2	1:08.896	+4.136	9:29:41.105
3	1:05.621	+0.861	9:30:46.726
4	1:04.986	+0.226	9:31:51.712
5	1:04.760		9:32:56.472
6	1:05.308	+0.548	9:34:01.780
<b>(19) Philip Mills</b>			
1	1:16.738	+11.898	9:27:28.520
2	1:06.821	+1.981	9:28:35.341
3	1:05.458	+0.618	9:29:40.799
4	1:05.203	+0.363	9:30:46.002
5	1:06.015	+1.175	9:31:52.017
6	1:05.990	+1.150	9:32:58.007
7	1:04.840		9:34:02.847
<b>(51) Geoffrey Simms</b>			
1	1:15.887	+10.178	9:26:14.360

Lap	Lap Tm	Diff	Time of Day
2	1:09.366	+3.657	9:27:23.726
3	1:13.100	+7.391	9:28:36.826
4	1:07.010	+1.301	9:29:43.836
5	1:05.709		9:30:49.545

Lap	Lap Tm	Diff	Time of Day
-----	--------	------	-------------

Results provisional until the conclusion of judicial and technical matters

Orbits

Chief Timekeeper: D.Bradfield

Clerk of the Course: Chris Edwards

Live timing available at [timing.rhwright.co.uk](http://timing.rhwright.co.uk)

[www.mylaps.com](http://www.mylaps.com)

Licensed to: R.H.Wright Timing



# R.H.Wright Timing

## 500MRCI Superkart Saturday

Sorted on best lap time

Superkarts

Kirkistown 500 MRCI 1.512 miles

Qualifying

29/07/2023 09:10

Qualifying started at 9:23:24

Pos	No.	Name	Make	Best Tm	Diff	In Lap	Best Speed	2nd Best	2nd Lap
<b>125 Superkarts</b>									
1	28	Alan Witherow	Anderson TM	<b>1:02.330</b>		5	87.326	1:02.707	4
2	40	Aaron Newell	Anderson TM	<b>1:02.414</b>	0.084	5	87.208	1:02.673	4
3	17	Scott Greenaway	Anderson TM	<b>1:03.570</b>	1.240	6	85.622	1:03.681	7
4	25	Noel Lindsay	Superkart F1 TM	<b>1:04.760</b>	2.430	5	84.049	1:04.986	4
5	19	Philip Mills	Anderson TM	<b>1:04.840</b>	2.510	7	83.945	1:05.203	4
6	51	Geoffrey Simms	Superkart F1 TM	<b>1:05.709</b>	3.379	5	82.835	1:07.010	4
7	86	Eoin Ryan	Anderson TM			0	-		0
<b>250 Superkarts</b>									
1	43	Brian Jones	Anderson PVP	<b>56.012</b>		2	97.176	57.620	1
2	53	Alan Crossen	Anderson VM	<b>57.445</b>	1.433	7	94.752	57.831	3
3	72	Richard Dewart	Anderson VM	<b>57.769</b>	1.757	4	94.220	58.186	5
4	83	Colin Menary	Anderson FPE	<b>1:00.110</b>	4.098	3	90.551	1:00.130	2
5	77	Stephen McAdam	Anderson PVP	<b>1:01.306</b>	5.294	1	88.784	1:02.201	2
6	55	Ross Witherow	Anderson PVP			0	-		0
7	3	Liam Fox	Anderson FPE			0	-		0

### Announcements

Kart 3 -No Transponder times recorded. Please fit a working transponder as per MSUK Reg Q12.8.1

Results provisional until the conclusion of judicial and technical matters

Orbits

Chief Timekeeper: D.Bradfield

Clerk of the Course: Chris Edwards

Live timing available at [timing.rhwright.co.uk](http://timing.rhwright.co.uk)

[www.mylaps.com](http://www.mylaps.com)

Licensed to: R.H.Wright Timing

Printed: 29/07/2023 09:37:45



## 500MRCI Superkart Saturday


### Superkarts

Kirkistown 500 MRCI 1.512 miles

### Race 1 (Wilkinson Trophy Race)

29/07/2023 11:10

Race (8:00 and 1 Laps) started at 11:24:44



Lap	Lap Tm	Diff	Time of Day
<b>(43) Brian Jones</b>			
1	57.824	+2.627	11:25:42.376
2	55.830	+0.633	11:26:38.206
3	55.233	+0.036	11:27:33.439
4	55.197		11:28:28.636
5	55.535	+0.338	11:29:24.171
6	55.485	+0.288	11:30:19.656
7	56.466	+1.269	11:31:16.122
8	55.431	+0.234	11:32:11.553
9	56.067	+0.870	11:33:07.620
10	55.673	+0.476	11:34:03.293
<b>(53) Alan Crossen</b>			
1	58.934	+2.915	11:25:43.588
2	56.152	+0.133	11:26:39.740
3	56.270	+0.251	11:27:36.010
4	56.137	+0.118	11:28:32.147
5	56.067	+0.048	11:29:28.214
6	56.294	+0.275	11:30:24.508
7	56.019		11:31:20.527
8	58.132	+2.113	11:32:18.659
9	56.653	+0.634	11:33:15.312
10	57.457	+1.438	11:34:12.769
<b>(3) Liam Fox</b>			
1	1:01.400	+4.740	11:25:46.447
2	57.683	+1.023	11:26:44.130
3	56.771	+0.111	11:27:40.901
4	57.266	+0.606	11:28:38.167
5	57.137	+0.477	11:29:35.304
6	56.660		11:30:31.964
7	56.714	+0.054	11:31:28.678
8	56.949	+0.289	11:32:25.627
9	57.980	+1.320	11:33:23.607
10	56.890	+0.230	11:34:20.497
<b>(72) Richard Dewart</b>			
1	1:00.088	+2.455	11:25:44.931
2	58.039	+0.406	11:26:42.970
3	57.633		11:27:40.603
4	58.184	+0.551	11:28:38.787
5	57.797	+0.164	11:29:36.584
6	58.225	+0.592	11:30:34.809
7	58.218	+0.585	11:31:33.027
8	58.413	+0.780	11:32:31.440
9	58.109	+0.476	11:33:29.549
10	1:00.727	+3.094	11:34:30.276
<b>(77) Stephen McAdam</b>			
1	1:02.077	+3.417	11:25:47.136
2	58.922	+0.262	11:26:46.058
3	59.427	+0.767	11:27:45.485
4	58.670	+0.010	11:28:44.155
5	58.893	+0.233	11:29:43.048
6	58.660		11:30:41.708
7	58.895	+0.235	11:31:40.603
8	58.796	+0.136	11:32:39.399
9	58.906	+0.246	11:33:38.305
10	58.668	+0.008	11:34:36.973
<b>(40) Aaron Newell</b>			
1	1:04.055	+1.730	11:25:50.013
2	1:02.325		11:26:52.338
3	1:02.492	+0.167	11:27:54.830
4	1:02.547	+0.222	11:28:57.377
5	1:02.789	+0.464	11:30:00.166
6	1:02.938	+0.613	11:31:03.104
7	1:02.504	+0.179	11:32:05.608
8	1:02.549	+0.224	11:33:08.157
9	1:02.722	+0.397	11:34:10.879
<b>(28) Alan Witherow</b>			
1	1:05.100	+2.868	11:25:51.049

Lap	Lap Tm	Diff	Time of Day
2	1:03.434	+1.202	11:26:54.483
3	1:03.395	+1.163	11:27:57.878
4	1:03.160	+0.928	11:29:01.038
5	1:02.969	+0.737	11:30:04.007
6	1:02.872	+0.640	11:31:06.879
7	1:02.992	+0.760	11:32:09.871
8	1:02.646	+0.414	11:33:12.517
9	1:02.232		11:34:14.749
<b>(17) Scott Greenaway</b>			
1	1:06.739	+4.407	11:25:53.411
2	1:03.062	+0.730	11:26:56.473
3	1:02.767	+0.435	11:27:59.240
4	1:02.605	+0.273	11:29:01.845
5	1:02.469	+0.137	11:30:04.314
6	1:02.848	+0.516	11:31:07.162
7	1:03.049	+0.717	11:32:10.211
8	1:02.622	+0.290	11:33:12.833
9	1:02.332		11:34:15.165
<b>(25) Noel Lindsay</b>			
1	1:05.630	+1.430	11:25:51.988
2	1:04.391	+0.191	11:26:56.379
3	1:04.884	+0.684	11:28:01.263
4	1:05.235	+1.035	11:29:06.498
5	1:04.635	+0.435	11:30:11.133
6	1:04.928	+0.728	11:31:16.061
7	1:05.582	+1.382	11:32:21.643
8	1:04.200		11:33:25.843
9	1:04.495	+0.295	11:34:30.338
<b>(19) Philip Mills</b>			
1	1:06.849	+2.182	11:25:53.848
2	1:04.667		11:26:58.515
3	1:05.112	+0.445	11:28:03.627
4	1:05.544	+0.877	11:29:09.171
5	1:05.299	+0.632	11:30:14.470
6	1:04.924	+0.257	11:31:19.394
7	1:04.908	+0.241	11:32:24.302
8	1:04.698	+0.031	11:33:29.000
9	1:05.319	+0.652	11:34:34.319
<b>(51) Geoffrey Simms</b>			
1	1:06.272	+1.573	11:25:53.188
2	1:05.531	+0.832	11:26:58.719
3	1:04.917	+0.218	11:28:03.636
4	1:05.322	+0.623	11:29:08.958
5	1:05.952	+1.253	11:30:14.910
6	1:04.829	+0.130	11:31:19.739
7	1:04.744	+0.045	11:32:24.483
8	1:04.699		11:33:29.182
9	1:05.294	+0.595	11:34:34.476
<b>(86) Eoin Ryan</b>			
1	1:48.410	+42.565	11:26:36.614
2	1:26.533	+20.688	11:28:03.147
3	1:16.940	+11.095	11:29:20.087
4	1:17.512	+11.667	11:30:37.599
5	1:08.251	+2.406	11:31:45.850
6	1:06.226	+0.381	11:32:52.076
7	1:05.845		11:33:57.921
8	1:32.592	+26.747	11:35:30.513
<b>(55) Ross Witherow</b>			
1	59.472	+3.095	11:25:44.614
2	57.079	+0.702	11:26:41.693
3	56.480	+0.103	11:27:38.173
4	56.377		11:28:34.550
5	56.650	+0.273	11:29:31.200
6	56.683	+0.306	11:30:27.883
7	56.662	+0.285	11:31:24.545
8	57.104	+0.727	11:32:21.649
9	1:03.168	+6.791	11:33:24.817

Results provisional until the conclusion of judicial and technical matters

Orbits

Chief Timekeeper: D.Bradfield

Clerk of the Course: Chris Edwards

Live timing available at [timing.rhwright.co.uk](http://timing.rhwright.co.uk)

[www.mylaps.com](http://www.mylaps.com)

Licensed to: R.H.Wright Timing





## 500MRCI Superkart Saturday

Sorted on Laps

Superkarts

Kirkistown 500 MRCI 1.512 miles

Race 1 (Wilkinson Trophy Race)

29/07/2023 11:10

Race (8:00 and 1 Laps) started at 11:24:44

Pos	No.	Name	Make	Laps	Total Tm	Best Tm	Best Speed	In Lap	Avg. Speed
<b>125 Superkarts</b>									
1	40	Aaron Newell	Anderson TM	9	9:26.327	<b>1:02.325</b>	87.333	2	86.500
2	28	Alan Witherow	Anderson TM	9	9:30.197	<b>1:02.232</b>	87.463	9	85.913
3	17	Scott Greenaway	Anderson TM	9	9:30.613	<b>1:02.332</b>	87.323	9	85.850
4	25	Noel Lindsay	Superkart F1 TM	9	9:45.786	<b>1:04.200</b>	84.782	8	83.626
5	19	Philip Mills	Anderson TM	9	9:49.767	<b>1:04.667</b>	84.170	2	83.062
6	51	Geoffrey Simms	Superkart F1 TM	9	9:49.924	<b>1:04.699</b>	84.128	8	83.040
7	86	Eoin Ryan	Anderson TM	8	10:45.961	<b>1:05.845</b>	82.664	7	67.410
<b>250 Superkarts</b>									
1	43	Brian Jones	Anderson PVP	10	9:18.741	<b>55.197</b>	98.611	4	97.416
2	53	Alan Crossen	Anderson VM	10	9:28.217	<b>56.019</b>	97.164	7	95.791
3	3	Liam Fox	Anderson FPE	10	9:35.945	<b>56.660</b>	96.065	6	94.506
4	72	Richard Dewart	Anderson VM	10	9:45.724	<b>57.633</b>	94.443	3	92.928
5	77	Stephen McAdam	Anderson PVP	10	9:52.421	<b>58.660</b>	92.789	6	91.878
<b>Not classified</b>									
DNF	55	Ross Witherow	Anderson PVP	9	8:40.265	<b>56.377</b>	96.547	4	94.158
DNF	83	Colin Menary	Anderson FPE	8	8:22.693	<b>58.353</b>	93.277	4	86.622

Margin of Victory	Avg. Speed	Best Lap Tm	Best Speed	Best Lap by
9.476	97.416	55.197	98.611	43 - Brian Jones

Results provisional until the conclusion of judicial and technical matters

Orbits

Chief Timekeeper: D.Bradfield

Clerk of the Course: Chris Edwards

Live timing available at [timing.rhwright.co.uk](http://timing.rhwright.co.uk)

[www.mylaps.com](http://www.mylaps.com)

Licensed to: R.H.Wright Timing

Printed: 29/07/2023 11:36:08



# R.H.Wright Timing

## 500MRCI Superkart Saturday

Superkarts

Kirkistown 500 MRCI 1.512 miles


Race 1 (Wilkinson Trophy Race)

29/07/2023 11:10

Race (8:00 and 1 Laps)

9	3	
	17	
8	77	55
	15	16
7	72	83
	13	14
6	43	53
	11	12
5		10
	9	
4	86	
	7	8
3	19	51
	5	6
2	17	25
	3	4
1	28	40
	1	2

POLE POSITION



Results provisional until the conclusion of judicial and technical matters

Orbits

Chief Timekeeper: D.Bradfield

Clerk of the Course: Chris Edwards

Live timing available at [timing.rhwright.co.uk](http://timing.rhwright.co.uk)

[www.mylaps.com](http://www.mylaps.com)

Licensed to: R.H.Wright Timing

Printed: 29/07/2023 09:38:39



## 500MRCI Superkart Saturday


### Superkarts

Kirkistown 500 MRCI 1.512 miles

### Race 2 (Dickie Curran Memorial)

29/07/2023 14:00

Race (8:00 and 1 Laps) started at 14:00:50



Lap	Lap Tm	Diff	Time of Day
<b>(53) Alan Crossen</b>			
1	1:00.268	+4.249	14:01:50.826
2	57.559	+1.540	14:02:48.185
3	56.035	+0.016	14:03:44.220
4	57.320	+1.301	14:04:41.540
5	56.220	+0.201	14:05:37.760
6	56.019		14:06:33.779
7	56.362	+0.343	14:07:30.141
8	56.428	+0.409	14:08:26.569
9	56.371	+0.352	14:09:22.940
10	56.833	+0.814	14:10:19.773
<b>(55) Ross Witherow</b>			
1	59.636	+3.122	14:01:50.320
2	56.969	+0.455	14:02:47.289
3	56.762	+0.248	14:03:44.051
4	56.681	+0.167	14:04:40.732
5	56.992	+0.478	14:05:37.724
6	56.955	+0.441	14:06:34.679
7	56.514		14:07:31.193
8	57.404	+0.890	14:08:28.597
9	56.788	+0.274	14:09:25.385
10	57.087	+0.573	14:10:22.472
<b>(3) Liam Fox</b>			
1	1:00.676	+3.589	14:01:51.115
2	57.690	+0.603	14:02:48.805
3	57.389	+0.302	14:03:46.194
4	57.431	+0.344	14:04:43.625
5	57.321	+0.234	14:05:40.946
6	57.127	+0.040	14:06:38.073
7	57.087		14:07:35.160
8	57.417	+0.330	14:08:32.577
9	58.017	+0.930	14:09:30.594
10	57.659	+0.572	14:10:28.253
<b>(77) Stephen McAdam</b>			
1	1:01.557	+3.494	14:01:52.276
2	59.000	+0.937	14:02:51.276
3	58.558	+0.495	14:03:49.834
4	58.631	+0.568	14:04:48.465
5	58.621	+0.558	14:05:47.086
6	58.063		14:06:45.149
7	58.746	+0.683	14:07:43.895
8	58.997	+0.934	14:08:42.892
9	58.618	+0.555	14:09:41.510
10	58.801	+0.738	14:10:40.311
<b>(28) Alan Witherow</b>			
1	1:04.241	+1.649	14:01:56.251
2	1:02.771	+0.179	14:02:59.022
3	1:02.592		14:04:01.614
4	1:02.863	+0.271	14:05:04.477
5	1:02.859	+0.267	14:06:07.336
6	1:03.027	+0.435	14:07:10.363
7	1:02.985	+0.393	14:08:13.348
8	1:02.608	+0.016	14:09:15.956
9	1:03.072	+0.480	14:10:19.028
10	1:02.637	+0.045	14:11:21.665
<b>(17) Scott Greenaway</b>			
1	1:04.520	+2.056	14:01:56.760
2	1:02.570	+0.106	14:02:59.330
3	1:02.539	+0.075	14:04:01.869
4	1:02.939	+0.475	14:05:04.808
5	1:02.635	+0.171	14:06:07.443
6	1:03.082	+0.618	14:07:10.525
7	1:03.298	+0.834	14:08:13.823
8	1:02.464		14:09:16.287
9	1:02.897	+0.433	14:10:19.184
10	1:02.734	+0.270	14:11:21.918
<b>(25) Noel Lindsay</b>			

Lap	Lap Tm	Diff	Time of Day
1	1:06.875	+2.979	14:01:58.991
2	1:05.269	+1.373	14:03:04.260
3	1:05.222	+1.326	14:04:09.482
4	1:04.724	+0.828	14:05:14.206
5	1:04.496	+0.600	14:06:18.702
6	1:04.153	+0.257	14:07:22.855
7	1:06.086	+2.190	14:08:28.941
8	1:03.896		14:09:32.837
9	1:04.078	+0.182	14:10:36.915
<b>(86) Eoin Ryan</b>			
1	1:08.341	+4.494	14:02:01.035
2	1:04.446	+0.599	14:03:05.481
3	1:04.555	+0.708	14:04:10.036
4	1:04.414	+0.567	14:05:14.450
5	1:04.613	+0.766	14:06:19.063
6	1:04.243	+0.396	14:07:23.306
7	1:05.111	+1.264	14:08:28.417
8	1:04.970	+1.123	14:09:33.387
9	1:03.847		14:10:37.234
<b>(19) Philip Mills</b>			
1	1:07.220	+2.926	14:01:59.558
2	1:05.295	+1.001	14:03:04.853
3	1:05.378	+1.084	14:04:10.231
4	1:04.751	+0.457	14:05:14.982
5	1:04.804	+0.510	14:06:19.786
6	1:04.294		14:07:24.080
7	1:04.973	+0.679	14:08:29.053
8	1:04.729	+0.435	14:09:33.782
9	1:04.341	+0.047	14:10:38.123
<b>(83) Colin Menary</b>			
1	1:03.258	+4.740	14:01:53.871
2	1:00.340	+1.822	14:02:54.211
3	59.913	+1.395	14:03:54.124
4	58.518		14:04:52.642
5	59.692	+1.174	14:05:52.334
6	58.696	+0.178	14:06:51.030
7	1:00.956	+2.438	14:07:51.986
<b>(72) Richard Dewart</b>			
1	59.699	+1.454	14:01:50.157
2	58.245		14:02:48.402
3	59.040	+0.795	14:03:47.442
4	58.362	+0.117	14:04:45.804
5	58.622	+0.377	14:05:44.426
<b>(43) Brian Jones</b>			
1	57.739	+2.299	14:01:47.907
2	55.440		14:02:43.347
3	57.110	+1.670	14:03:40.457
4	57.400	+1.960	14:04:37.857
<b>(51) Geoffrey Simms</b>			
1	1:08.683		14:02:01.288

Results provisional until the conclusion of judicial and technical matters

Orbits

Chief Timekeeper: D.Bradfield

Clerk of the Course: Chris Edwards

Live timing available at [timing.rhwright.co.uk](http://timing.rhwright.co.uk)

[www.mylaps.com](http://www.mylaps.com)

Licensed to: R.H.Wright Timing





## 500MRCI Superkart Saturday

Sorted on Laps

Superkarts

Kirkistown 500 MRCI 1.512 miles

Race 2 (Dickie Curran Memorial)

29/07/2023 14:00

Race (8:00 and 1 Laps) started at 14:00:50

Pos	No.	Name	Make	Laps	Total Tm	Best Tm	Best Speed	In Lap	Avg. Speed
<b>125 Superkarts</b>									
1	28	Alan Witherow	Anderson TM	10	10:31.497	<b>1:02.592</b>	86.960	3	86.192
2	17	Scott Greenaway	Anderson TM	10	10:31.750	<b>1:02.464</b>	87.139	8	86.158
3	25	Noel Lindsay	Superkart F1 TM	9	9:46.747	<b>1:03.896</b>	85.186	8	83.489
4	86	Eoin Ryan	Anderson TM	9	9:47.066	<b>1:03.847</b>	85.251	9	83.444
5	19	Philip Mills	Anderson TM	9	9:47.955	<b>1:04.294</b>	84.658	6	83.318
<b>Not classified</b>									
DNF	51	Geoffrey Simms	Superkart F1 TM	1	1:11.120	<b>1:08.683</b>	79.248	1	76.533
DNF	40	Aaron Newell	Anderson TM				-	0	-
<b>250 Superkarts</b>									
1	53	Alan Crossen	Anderson VM	10	9:29.605	<b>56.019</b>	97.164	6	95.558
2	55	Ross Witherow	Anderson PVP	10	9:32.304	<b>56.514</b>	96.313	7	95.107
3	3	Liam Fox	Anderson FPE	10	9:38.085	<b>57.087</b>	95.346	7	94.156
4	77	Stephen McAdam	Anderson PVP	10	9:50.143	<b>58.063</b>	93.743	6	92.232
<b>Not classified</b>									
DNF	83	Colin Menary	Anderson FPE	7	7:01.818	<b>58.518</b>	93.014	4	90.326
DNF	72	Richard Dewart	Anderson VM	5	4:54.258	<b>58.245</b>	93.450	2	92.487
DNF	43	Brian Jones	Anderson PVP	4	3:47.689	<b>55.440</b>	98.179	2	95.622

Margin of Victory	Avg. Speed	Best Lap Tm	Best Speed	Best Lap by
2.699	95.558	56.019	97.164	53 - Alan Crossen

Results provisional until the conclusion of judicial and technical matters

Orbits

Chief Timekeeper: D.Bradfield

Clerk of the Course: Chris Edwards

Live timing available at [timing.rhwright.co.uk](http://timing.rhwright.co.uk)

[www.mylaps.com](http://www.mylaps.com)

Licensed to: R.H.Wright Timing

Printed: 29/07/2023 14:12:41



## 500MRCI Superkart Saturday

Superkarts

Kirkistown 500 MRCI 1.512 miles

Race 2 (Dickie Curran Memorial)

29/07/2023 14:00

Race (8:00 and 1 Laps)

9	86	17	
8	19	15	51
7	17	13	25
6	40	11	28
5		9	10
4	83	7	
3	77	5	55
2	3	3	72
1	43	1	53

POLE POSITION

Results provisional until the conclusion of judicial and technical matters

Orbits

Chief Timekeeper: D.Bradfield

Clerk of the Course: Chris Edwards

Live timing available at [timing.rhwright.co.uk](http://timing.rhwright.co.uk)

[www.mylaps.com](http://www.mylaps.com)

Licensed to: R.H.Wright Timing

Printed: 29/07/2023 11:47:11





## 500MRCI Superkart Saturday


Superkarts

Kirkistown 500 MRCI 1.512 miles

Race 3 (K Plate)

29/07/2023 17:25

Race (8:00 and 1 Laps) started at 16:58:17



Lap	Lap Tm	Diff	Time of Day
<b>(43) Brian Jones</b>			
1	1:03.200	+6.310	16:59:20.726
2	58.397	+1.507	17:00:19.123
3	57.731	+0.841	17:01:16.854
4	57.303	+0.413	17:02:14.157
5	57.056	+0.166	17:03:11.213
6	57.204	+0.314	17:04:08.417
7	58.582	+1.692	17:05:06.999
8	57.340	+0.450	17:06:04.339
9	58.022	+1.132	17:07:02.361
10	56.890		17:07:59.251
<b>(53) Alan Crossen</b>			
1	1:04.698	+8.365	16:59:22.034
2	59.132	+2.799	17:00:21.166
3	58.477	+2.144	17:01:19.643
4	57.888	+1.555	17:02:17.531
5	57.811	+1.478	17:03:15.342
6	57.098	+0.765	17:04:12.440
7	56.850	+0.517	17:05:09.290
8	56.333		17:06:05.623
9	57.114	+0.781	17:07:02.737
10	56.732	+0.399	17:07:59.469
<b>(3) Liam Fox</b>			
1	1:02.827	+4.739	16:59:20.147
2	59.445	+1.357	17:00:19.592
3	58.511	+0.423	17:01:18.103
4	58.316	+0.228	17:02:16.419
5	58.264	+0.176	17:03:14.683
6	58.185	+0.097	17:04:12.868
7	58.735	+0.647	17:05:11.603
8	58.425	+0.337	17:06:10.028
9	58.088		17:07:08.116
10	58.356	+0.268	17:08:06.472
<b>(72) Richard Dewart</b>			
1	1:04.176	+6.015	16:59:21.864
2	59.034	+0.873	17:00:20.898
3	58.704	+0.543	17:01:19.602
4	59.889	+1.728	17:02:19.491
5	58.161		17:03:17.652
6	58.269	+0.108	17:04:15.921
7	58.304	+0.143	17:05:14.225
8	59.249	+1.088	17:06:13.474
9	58.632	+0.471	17:07:12.106
10	58.934	+0.773	17:08:11.040
<b>(40) Aaron Newell</b>			
1	1:05.748	+2.719	16:59:25.896
2	1:03.927	+0.897	17:00:29.823
3	1:03.932	+0.902	17:01:33.755
4	1:03.932	+0.902	17:02:37.687
5	1:03.410	+0.380	17:03:41.097
6	1:03.894	+0.864	17:04:44.991
7	1:03.490	+0.460	17:05:48.481
8	1:03.484	+0.454	17:06:51.965
9	1:03.030		17:07:54.995
10	1:03.380	+0.350	17:08:58.375
<b>(17) Scott Greenaway</b>			
1	1:08.070	+3.409	16:59:27.640
2	1:05.135	+0.474	17:00:32.775
3	1:06.477	+1.816	17:01:39.252
4	1:05.627	+0.966	17:02:44.879
5	1:04.661		17:03:49.540
6	1:04.924	+0.263	17:04:54.464
7	1:04.986	+0.325	17:05:59.450
8	1:05.263	+0.602	17:07:04.713
9	1:05.247	+0.586	17:08:09.960
<b>(25) Noel Lindsay</b>			
1	1:09.044	+4.346	16:59:28.752

Lap	Lap Tm	Diff	Time of Day
2	1:06.399	+1.701	17:00:35.151
3	1:05.989	+1.291	17:01:41.140
4	1:06.047	+1.349	17:02:47.187
5	1:05.119	+0.421	17:03:52.306
6	1:05.676	+0.978	17:04:57.982
7	1:04.869	+0.171	17:06:02.851
8	1:05.828	+1.130	17:07:08.679
9	1:04.698		17:08:13.377
<b>(86) Eoin Ryan</b>			
1	1:08.972	+4.442	16:59:29.075
2	1:06.424	+1.894	17:00:35.499
3	1:05.377	+0.847	17:01:40.876
4	1:05.580	+1.050	17:02:46.456
5	1:05.047	+0.517	17:03:51.503
6	1:05.422	+0.892	17:04:56.925
7	1:05.783	+1.253	17:06:02.708
8	1:06.261	+1.731	17:07:08.969
9	1:04.530		17:08:13.499
<b>(19) Philip Mills</b>			
1	1:12.702	+6.410	16:59:32.960
2	1:09.024	+2.732	17:00:41.984
3	1:08.558	+2.266	17:01:50.542
4	1:08.674	+2.382	17:02:59.216
5	1:07.005	+0.713	17:04:06.221
6	1:07.212	+0.920	17:05:13.433
7	1:06.292		17:06:19.725
8	1:06.923	+0.631	17:07:26.648
9	1:06.607	+0.315	17:08:33.255
<b>(51) Geoffrey Simms</b>			
1	1:11.316	+2.454	16:59:31.798
2	1:11.683	+2.821	17:00:43.481
3	1:08.862		17:01:52.343
<b>(55) Ross Witherow</b>			
1	1:04.075	+5.332	16:59:21.488
2	58.743		17:00:20.231

Results provisional until the conclusion of judicial and technical matters

Orbits

Chief Timekeeper: D.Bradfield

Clerk of the Course: Chris Edwards

Live timing available at [timing.rhwright.co.uk](http://timing.rhwright.co.uk)

[www.mylaps.com](http://www.mylaps.com)

Licensed to: R.H.Wright Timing

Printed: 30/07/2023 16:02:12



# R.H.Wright Timing

## 500MRCI Superkart Saturday

Sorted on Laps

Superkarts

Kirkistown 500 MRCI 1.512 miles

Race 3 (K Plate)

29/07/2023 17:25

Race (8:00 and 1 Laps) started at 16:58:17

Pos	No.	Name	Make	Laps	Total Tm	Best Tm	Best Speed	In Lap	Avg. Speed
<b>125 Superkarts</b>									
1	40	Aaron Newell	Anderson TM	10	10:41.055	1:03.030	86.356	9	84.907
2	17	Scott Greenaway	Anderson TM	9	9:52.640	1:04.661	84.178	5	82.659
3	25	Noel Lindsay	Superkart F1 TM	9	9:56.057	1:04.698	84.130	9	82.185
4	86	Eoin Ryan	Anderson TM	9	9:56.179	1:04.530	84.349	9	82.169
5	19	Philip Mills	Anderson TM	9	10:15.935	1:06.292	82.107	7	79.533
<b>Not classified</b>									
DNF	51	Geoffrey Simms	Superkart F1 TM	3	3:35.023	1:08.862	79.042	3	75.941
DNF	28	Alan Witherow	Anderson TM		2.151		-	0	-
<b>250 Superkarts</b>									
1	43	Brian Jones	Anderson PVP	10	9:41.931	56.890	95.676	10	93.534
2	53	Alan Crossen	Anderson VM	10	9:42.149	56.333	96.622	8	93.499
3	3	Liam Fox	Anderson FPE	10	9:49.152	58.088	93.703	9	92.387
4	72	Richard Dewart	Anderson VM	10	9:53.720	58.161	93.585	5	91.677
<b>Not classified</b>									
DNF	55	Ross Witherow	Anderson PVP	2	2:02.911	58.743	92.658	2	88.568
DNS	77	Stephen McAdam	Anderson PVP				-	0	-
DNS	83	Colin Menary	Anderson FPE				-	0	-

Margin of Victory	Avg. Speed	Best Lap Tm	Best Speed	Best Lap by
0.218	93.534	56.333	96.622	53 - Alan Crossen

Results provisional until the conclusion of judicial and technical matters

Orbits

Chief Timekeeper: D.Bradfield

Clerk of the Course: Chris Edwards

Live timing available at [timing.rhwright.co.uk](http://timing.rhwright.co.uk)

[www.mylaps.com](http://www.mylaps.com)

Licensed to: R.H.Wright Timing

Printed: 29/07/2023 17:10:46



# R.H.Wright Timing

## 500MRCI Superkart Saturday

Superkarts

Kirkistown 500 MRCI 1.512 miles

Race 3 (K Plate)

29/07/2023 17:25

Race (8:00 and 1 Laps)

9	40	17	51
8	19	15	16
7	25	13	86
6	28	11	14
5	9	10	17
4	43	7	12
3	83	5	8
2	3	3	72
1	53	1	6
			77
			4
			55
			2

POLE POSITION

Results provisional until the conclusion of judicial and technical matters

Orbits

Chief Timekeeper: D.Bradfield

Clerk of the Course: Chris Edwards

Live timing available at [timing.rhwright.co.uk](http://timing.rhwright.co.uk)

[www.mylaps.com](http://www.mylaps.com)

Licensed to: R.H.Wright Timing

Printed: 29/07/2023 14:24:40