



## 500MRCI August Race Meeting


Fiesta/Mazda MX5

Kirkistown 500 MRCI 1.512 miles

Qualifying (Q5)

26/08/2023 10:30

Qualifying started at 10:17:07



Lap	Lap Tm	Diff	Time of Day
<b>(41) Rob Kennedy</b>			
1	1:11.349	+1.852	10:20:05.313
2	1:09.998	+0.501	10:21:15.311
3	1:09.497		10:22:24.808
4	1:09.661	+0.164	10:23:34.469
5	1:10.261	+0.764	10:24:44.730
6	1:10.070	+0.573	10:25:54.800
7	1:11.096	+1.599	10:27:05.896
8	1:09.997	+0.500	10:28:15.893
<b>(14) Francis Allen</b>			
1	1:12.396	+1.774	10:19:37.566
2	1:11.078	+0.456	10:20:48.644
3	1:10.760	+0.138	10:21:59.404
4	1:11.702	+1.080	10:23:11.106
5	1:11.586	+0.964	10:24:22.692
6	1:12.152	+1.530	10:25:34.844
7	1:10.816	+0.194	10:26:45.660
8	1:10.622		10:27:56.282
<b>(34) Damian Moran</b>			
1	1:12.825	+1.084	10:20:20.249
2	1:12.581	+0.840	10:21:32.830
3	1:13.773	+2.032	10:22:46.603
4	1:12.086	+0.345	10:23:58.689
5	1:12.262	+0.541	10:25:10.971
6	1:11.741		10:26:22.712
7	1:13.256	+1.515	10:27:35.968
<b>(22) John Stewart</b>			
1	1:12.907	+0.991	10:20:50.675
2	1:12.832	+0.916	10:22:03.507
3	1:12.117	+0.201	10:23:15.624
4	1:12.227	+0.311	10:24:27.851
5	1:11.916		10:25:39.767
6	1:21.741	+9.825	10:27:01.508
7	1:13.445	+1.529	10:28:14.953
<b>(50) Robert McAllister</b>			
1	1:15.982	+2.904	10:20:14.517
2	1:15.281	+2.203	10:21:29.798
3	1:13.933	+0.855	10:22:43.731
4	1:13.653	+0.575	10:23:57.384
5	1:13.449	+0.371	10:25:10.833
6	1:13.078		10:26:23.911
7	1:13.304	+0.226	10:27:37.215
<b>(173) Andy Irwin</b>			
1	1:18.364	+5.079	10:21:41.306
2	1:14.938	+1.653	10:22:56.244
3	1:16.964	+3.679	10:24:13.208
4	1:13.527	+0.242	10:25:26.735
5	1:13.320	+0.035	10:26:40.055
6	1:13.285		10:27:53.340
<b>(7) Gregory Radcliffe</b>			
1	1:15.822	+2.489	10:20:07.433
2	1:40.351	+27.018	10:21:47.784
3	1:15.311	+1.978	10:23:03.095
4	1:14.741	+1.408	10:24:17.836
5	1:14.544	+1.211	10:25:32.380
6	1:13.771	+0.438	10:26:46.151
7	1:13.333		10:27:59.484
<b>(42) Jim Kennedy</b>			
1	1:17.634	+3.611	10:19:47.908
2	1:17.190	+3.167	10:21:05.098
3	1:18.404	+4.381	10:22:23.502
4	1:15.177	+1.154	10:23:38.679
5	1:14.740	+0.717	10:24:53.419
6	1:14.040	+0.017	10:26:07.459
7	1:14.023		10:27:21.482

Lap	Lap Tm	Diff	Time of Day
<b>(1) Derek Graham</b>			
1	1:25.966	+8.852	10:20:35.215
2	1:17.406	+0.292	10:21:52.621
3	1:17.506	+0.392	10:23:10.127
4	1:17.503	+0.389	10:24:27.630
5	1:23.584	+6.470	10:25:51.214
6	1:17.194	+0.080	10:27:08.408
7	1:17.114		10:28:25.522
<b>(27) Keith Rabbitt</b>			
1	1:18.152	+0.946	10:20:39.265
2	1:17.508	+0.302	10:21:56.773
3	1:17.340	+0.134	10:23:14.113
4	1:17.206		10:24:31.319
5	1:17.820	+0.614	10:25:49.139
6	1:22.169	+4.963	10:27:11.308
<b>(49) Michael Graham</b>			
1	1:18.653	+1.098	10:20:28.631
2	1:17.868	+0.313	10:21:46.499
3	1:18.053	+0.498	10:23:04.552
4	1:17.555		10:24:22.107
5	1:18.013	+0.458	10:25:40.120
6	1:18.403	+0.848	10:26:58.523
7	1:18.078	+0.523	10:28:16.601
<b>(28) Stephen Walker</b>			
1	1:20.344	+1.895	10:21:35.333
2	1:18.605	+0.156	10:22:53.938
3	1:19.192	+0.743	10:24:13.130
4	1:18.767	+0.318	10:25:31.897
5	1:19.497	+1.048	10:26:51.394
6	1:18.449		10:28:09.843
<b>(21) Megan Campbell</b>			
1	1:19.303	+0.734	10:20:58.636
2	1:19.297	+0.728	10:22:17.933
3	1:19.380	+0.811	10:23:37.313
4	1:19.329	+0.760	10:24:56.642
5	1:18.569		10:26:15.211
6	1:18.569		10:27:33.780
<b>(888) Paul Larkham</b>			
1	1:21.276	+1.164	10:20:48.611
2	1:20.112		10:22:08.723
3	1:20.283	+0.171	10:23:29.006
4	1:20.430	+0.318	10:24:49.436
5	1:20.682	+0.570	10:26:10.118
6	1:20.441	+0.329	10:27:30.559
<b>(8) Michael Mulholland</b>			
1	1:21.593	+1.272	10:20:36.082
2	1:20.321		10:21:56.403
3	1:21.955	+1.634	10:23:18.358
4	1:20.556	+0.235	10:24:38.914
5	1:20.719	+0.398	10:25:59.633
6	1:20.737	+0.416	10:27:20.370
<b>(118) Jason Cross</b>			
1	1:27.472	+5.634	10:21:30.202
2	1:24.182	+2.344	10:22:54.384
3	1:21.981	+0.143	10:24:16.365
4	1:22.751	+0.913	10:25:39.116
5	1:24.425	+2.587	10:27:03.541
6	1:21.838		10:28:25.379
<b>(26) Grace McCallion</b>			
1	1:22.497	+0.339	10:21:03.955
2	1:22.158		10:22:26.113
3	1:23.236	+1.078	10:23:49.349
4	1:22.517	+0.359	10:25:11.866
5	1:22.547	+0.389	10:26:34.413
6	1:35.373	+13.215	10:28:09.786

Results provisional until the conclusion of judicial and technical matters

Orbits

Chief Timekeeper: D.Bradfield

Clerk of the Course: Chris Edwards

Live timing available at [timing.rhwright.co.uk](http://timing.rhwright.co.uk)

[www.mylaps.com](http://www.mylaps.com)

Licensed to: R.H.Wright Timing



## 500MRCI August Race Meeting

Sorted on best lap time

Fiesta/Mazda MX5

Kirkistown 500 MRCI 1.512 miles

Qualifying (Q5)

26/08/2023 10:30

Qualifying started at 10:17:07

Pos	No.	Name	Make	Best Tm	Diff	In Lap	Best Speed	2nd Best	2nd Lap
<b>Ford Fiesta</b>									
1	1	Derek Graham	1.3 Ford Fiesta	<b>1:17.114</b>		7	70.584	1:17.194	6
2	27	Keith Rabbitt	1.25 Ford Fiesta	<b>1:17.206</b>	0.092	4	70.500	1:17.340	3
3	49	Michael Graham	1.3 Ford Fiesta	<b>1:17.555</b>	0.441	4	70.183	1:17.868	2
4	28	Stephen Walker	1.3 Ford Fiesta	<b>1:18.449</b>	1.335	6	69.383	1:18.605	2
5	21	Megan Campbell	1.3 Ford Fiesta	<b>1:18.569</b>	1.455	5	69.277	1:18.569	6
6	888	Paul Larkham	1.3 Ford Fiesta	<b>1:20.112</b>	2.998	2	67.943	1:20.283	3
7	8	Michael Mulholland	1.3 Ford Fiesta	<b>1:20.321</b>	3.207	2	67.766	1:20.556	4
8	118	Jason Cross	1.3 Ford Fiesta	<b>1:21.838</b>	4.724	6	66.510	1:21.981	3
9	26	Grace McCallion	1.3 Ford Fiesta	<b>1:22.158</b>	5.044	2	66.251	1:22.497	1
10	29	Henry White	1.3 Ford Fiesta			0	-		0
<b>Mazda MX5</b>									
1	41	Rob Kennedy	1.8 Mazda MX5	<b>1:09.497</b>		3	78.320	1:09.661	4
2	14	Francis Allen	1.8 Mazda MX5	<b>1:10.622</b>	1.125	8	77.073	1:10.760	3
3	34	Damian Moran	1.8 Mazda MX5	<b>1:11.741</b>	2.244	6	75.870	1:12.086	4
4	22	John Stewart	1.8 Mazda MX5	<b>1:11.916</b>	2.419	5	75.686	1:12.117	3
5	50	Robert McAllister	1.8 Mazda MX5	<b>1:13.078</b>	3.581	6	74.482	1:13.304	7
6	173	Andy Irwin	1.8 Mazda MX5	<b>1:13.285</b>	3.788	6	74.272	1:13.320	5
7	7	Gregory Radcliffe	1.8 Mazda MX5	<b>1:13.333</b>	3.836	7	74.223	1:13.771	6
8	42	Jim Kennedy	1.8 Mazda MX5	<b>1:14.023</b>	4.526	7	73.531	1:14.040	6
9	311	Stuart Annesley	1.8 Mazda MX5			0	-		0

Results provisional until the conclusion of judicial and technical matters

Orbits

Chief Timekeeper: D.Bradfield

Clerk of the Course: Chris Edwards

Live timing available at [timing.rhwright.co.uk](http://timing.rhwright.co.uk)

[www.mylaps.com](http://www.mylaps.com)

Licensed to: R.H.Wright Timing



## 500MRCI August Race Meeting

Fiesta/Mazda MX5

Kirkistown 500 MRCI 1.512 miles

Race 1 (R5)


26/08/2023 13:30

Race (12:00 and 1 Laps)

11	311
	21
10	26
	19
9	8
	17
8	21
	15
7	49
	13
6	1
	11
5	9
	7
4	7
	7
3	50
	5
2	34
	3
1	41
	1

29
20
118
18
888
16
28
14
27
12
10
42
8
173
6
22
4
14
2

POLE POSITION



Results provisional until the conclusion of judicial and technical matters

Orbits

Chief Timekeeper: D.Bradfield

Clerk of the Course: Chris Edwards

Live timing available at [timing.rhwright.co.uk](http://timing.rhwright.co.uk)

[www.mylaps.com](http://www.mylaps.com)

Licensed to: R.H.Wright Timing

Printed: 26/08/2023 10:30:20



## 500MRCI August Race Meeting

Fiesta/Mazda MX5

Kirkistown 500 MRCI 1.512 miles

Race 1 (R5)

26/08/2023 13:30

Race (12:00 and 1 Laps) started at 12:44:14

Lap	Lap Tm	Diff	Time of Day	Lap	Lap Tm	Diff	Time of Day	Lap	Lap Tm	Diff	Time of Day								
<b>(14) Francis Allen</b>																			
1	1:16.515	+6.228	12:45:32.989	3	1:14.439	+1.511	12:48:05.772	10	1:18.143		12:57:31.010								
2	1:10.436	+0.149	12:46:43.425	4	1:13.415	+0.487	12:49:19.187	11	1:18.434	+0.291	12:58:49.444								
3	1:10.625	+0.338	12:47:54.050	5	1:15.098	+2.170	12:50:34.285	<b>(28) Stephen Walker</b>											
4	1:12.147	+1.860	12:49:06.197	6	1:13.668	+0.740	12:51:47.953	1	1:23.827	+5.331	12:45:43.960								
5	1:11.032	+0.745	12:50:17.229	7	1:12.973	+0.045	12:53:00.926	2	1:20.243	+1.747	12:47:04.203								
6	1:10.287		12:51:27.516	8	1:12.928		12:54:13.854	3	1:19.893	+1.397	12:48:24.096								
7	1:12.743	+2.456	12:52:40.259	9	1:13.102	+0.174	12:55:26.956	4	1:18.898	+0.402	12:49:42.994								
8	1:10.504	+0.217	12:53:50.763	10	1:13.202	+0.274	12:56:40.158	5	1:18.574	+0.078	12:51:01.568								
9	1:10.951	+0.664	12:55:01.714	11	1:13.461	+0.533	12:57:53.619	6	1:18.850	+0.354	12:52:20.418								
10	1:11.143	+0.856	12:56:12.857	12	1:13.439	+0.511	12:59:07.058	7	1:18.542	+0.046	12:53:38.960								
11	1:11.510	+1.223	12:57:24.367	<b>(173) Andy Irwin</b>								8	1:18.496		12:54:57.456				
12	1:11.635	+1.348	12:58:36.002	1	1:25.460	+12.300	12:45:43.522	9	1:18.698	+0.202	12:56:16.154								
<b>(34) Damian Moran</b>												10	1:19.513	+1.017	12:57:35.667				
1	1:16.672	+5.262	12:46:33.872	2	1:14.769	+1.609	12:46:58.291	11	1:18.898	+0.402	12:58:54.565								
2	1:12.380	+0.970	12:46:46.252	3	1:13.910	+0.750	12:48:12.201	<b>(888) Paul Larkham</b>											
3	1:11.410		12:47:57.662	4	1:13.390	+0.230	12:49:25.591	1	1:24.496	+5.597	12:45:44.851								
4	1:15.809	+4.399	12:49:13.471	5	1:13.793	+0.633	12:50:39.384	2	1:19.955	+1.056	12:47:04.806								
5	1:11.712	+0.302	12:50:25.183	6	1:13.355	+0.195	12:51:52.739	3	1:20.032	+1.133	12:48:24.838								
6	1:11.972	+0.562	12:51:37.155	7	1:13.387	+0.227	12:53:06.126	4	1:18.899		12:49:43.737								
7	1:11.769	+0.359	12:52:48.924	8	1:13.977	+0.817	12:54:20.103	5	1:19.284	+0.385	12:51:03.021								
8	1:12.310	+0.900	12:54:01.234	9	1:13.160		12:55:33.263	6	1:19.199	+0.300	12:52:22.220								
9	1:13.114	+1.704	12:55:14.348	10	1:13.271	+0.111	12:56:46.534	7	1:19.274	+0.375	12:53:41.494								
10	1:11.977	+0.567	12:56:26.325	11	1:14.840	+1.680	12:58:01.374	8	1:19.760	+0.861	12:55:01.254								
11	1:12.673	+1.263	12:57:38.998	12	1:19.831	+6.671	12:59:21.205	9	1:19.646	+0.747	12:56:20.900								
12	1:12.216	+0.806	12:58:51.214	<b>(27) Keith Rabbitt</b>								10	1:20.117	+1.218	12:57:41.017				
<b>(22) John Stewart</b>												11	1:19.963	+1.064	12:59:00.980				
1	1:17.502	+5.562	12:45:35.214	1	1:21.563	+4.509	12:45:40.926	<b>(29) Henry White</b>											
2	1:12.029	+0.089	12:46:47.243	2	1:17.654	+0.600	12:46:58.580	1	1:24.087	+5.026	12:45:45.372								
3	1:11.978	+0.038	12:47:59.221	3	1:18.449	+1.395	12:48:17.029	2	1:19.557	+0.496	12:47:04.929								
4	1:11.940		12:49:11.161	4	1:18.534	+1.480	12:49:35.563	3	1:19.555	+0.494	12:48:24.484								
5	1:12.509	+0.569	12:50:23.670	5	1:18.470	+1.416	12:50:54.033	4	1:19.061		12:49:43.545								
6	1:11.959	+0.019	12:51:35.629	6	1:18.359	+1.305	12:52:12.392	5	1:19.157	+0.096	12:51:02.702								
7	1:13.470	+1.530	12:52:49.099	7	1:18.009	+0.955	12:53:30.401	6	1:19.175	+0.114	12:52:21.877								
8	1:16.149	+4.209	12:54:05.248	8	1:17.054		12:54:47.455	7	1:19.445	+0.384	12:53:41.322								
9	1:12.901	+0.961	12:55:18.149	9	1:17.140	+0.086	12:56:04.595	8	1:19.636	+0.575	12:55:00.958								
10	1:13.787	+1.847	12:56:31.936	10	1:17.838	+0.784	12:57:22.433	9	1:19.740	+0.679	12:56:20.698								
11	1:13.350	+1.410	12:57:45.286	11	1:17.897	+0.843	12:58:40.330	10	1:19.894	+0.833	12:57:40.592								
12	1:13.589	+1.649	12:58:58.875	<b>(49) Michael Graham</b>								11	1:20.486	+1.425	12:59:01.078				
<b>(7) Gregory Radcliffe</b>												<b>(118) Jason Cross</b>							
1	1:18.726	+5.920	12:45:37.107	1	1:21.924	+4.533	12:45:41.931	1	1:27.762	+7.105	12:45:49.153								
2	1:14.027	+1.221	12:46:51.134	2	1:17.391		12:46:59.322	2	1:21.037	+0.380	12:47:10.190								
3	1:14.409	+1.603	12:48:05.543	3	1:18.275	+0.884	12:48:17.597	3	1:21.075	+0.418	12:48:31.265								
4	1:13.175	+0.369	12:49:18.718	4	1:18.451	+1.060	12:49:36.048	4	1:20.657		12:49:51.922								
5	1:13.377	+0.571	12:50:32.095	5	1:18.344	+0.953	12:50:54.392	5	1:21.014	+0.357	12:51:12.936								
6	1:13.577	+0.771	12:51:45.672	6	1:18.893	+1.502	12:52:13.285	6	1:20.790	+0.133	12:52:33.726								
7	1:13.695	+0.889	12:52:59.367	7	1:18.865	+1.474	12:53:32.150	7	1:20.889	+0.232	12:53:54.615								
8	1:13.213	+0.407	12:54:12.580	8	1:17.862	+0.471	12:54:50.012	8	1:21.917	+1.260	12:55:16.532								
9	1:13.386	+0.580	12:55:25.966	9	1:18.040	+0.649	12:56:08.052	9	1:22.382	+1.725	12:56:38.914								
10	1:13.155	+0.349	12:56:39.121	10	1:17.973	+0.582	12:57:26.025	10	1:21.283	+0.626	12:58:00.197								
11	1:13.230	+0.424	12:57:52.351	11	1:17.915	+0.524	12:58:43.940	11	1:20.888	+0.231	12:59:21.085								
12	1:12.806		12:59:05.157	<b>(1) Derek Graham</b>								<b>(8) Michael Mulholland</b>							
<b>(42) Jim Kennedy</b>												1	1:21.810	+4.353	12:45:41.449	1	1:28.896	+8.077	12:45:50.170
1	1:22.297	+9.671	12:45:40.747	2	1:17.588	+0.131	12:46:59.037	2	1:22.201	+1.382	12:47:12.371								
2	1:14.138	+1.512	12:46:54.885	3	1:18.248	+0.791	12:48:17.285	3	1:24.029	+3.210	12:48:36.400								
3	1:12.626		12:48:07.511	4	1:18.567	+1.110	12:49:35.852	4	1:23.403	+2.584	12:49:59.803								
4	1:12.673	+0.047	12:49:20.184	5	1:18.147	+0.690	12:50:53.999	5	1:22.367	+1.548	12:51:22.170								
5	1:13.072	+0.446	12:50:33.256	6	1:17.876	+0.419	12:52:11.875	6	1:25.320	+4.501	12:52:47.490								
6	1:12.809	+0.183	12:51:46.065	7	1:17.457		12:53:29.332	7	1:23.293	+2.474	12:54:10.783								
7	1:13.788	+1.162	12:52:59.853	8	1:17.640	+0.183	12:54:46.972	8	1:23.466	+2.647	12:55:34.249								
8	1:13.246	+0.620	12:54:13.099	9	1:18.313	+0.856	12:56:05.285	9	1:21.009	+0.190	12:56:55.258								
9	1:13.145	+0.519	12:55:26.244	10	1:21.010	+3.553	12:57:26.295	10	1:20.972	+0.153	12:58:16.230								
10	1:13.098	+0.472	12:56:39.342	11	1:17.929	+0.472	12:58:44.224	11	1:20.819		12:59:37.049								
11	1:13.615	+0.989	12:57:52.957	<b>(21) Megan Campbell</b>								<b>(26) Grace McCallion</b>							
12	1:13.389	+0.763	12:59:06.346	1	1:23.275	+5.132	12:45:43.813	1	1:27.874	+5.516	12:45:49.814								
<b>(50) Robert McAllister</b>												2	1:19.881	+1.738	12:47:03.694	2	1:22.358		12:47:12.172
1	1:18.110	+6.182	12:45:37.138	3	1:18.582	+0.439	12:48:22.276	3	1:24.100	+1.742	12:48:36.272								
2	1:14.195	+1.267	12:46:51.333	4	1:18.374	+0.231	12:49:40.650	4	1:22.709	+0.351	12:49:58.981								
												5	1:18.379	+0.236	12:50:59.029	5	1:23.317	+0.959	12:51:22.298
												6	1:18.350	+0.207	12:52:17.379				
												7	1:18.289	+0.146	12:53:35.668				
												8	1:18.728	+0.585	12:54:54.396				
												9	1:18.471	+0.328	12:56:12.867				

Results provisional until the conclusion of judicial and technical matters

Orbits

Chief Timekeeper: D.Bradfield

Clerk of the Course: Chris Edwards

Live timing available at [timing.rhwright.co.uk](http://timing.rhwright.co.uk)

[www.mylaps.com](http://www.mylaps.com)

Licensed to: R.H.Wright Timing



## 500MRCI August Race Meeting


Fiesta/Mazda MX5

Kirkistown 500 MRCI 1.512 miles

Race 1 (R5)

26/08/2023 13:30

Race (12:00 and 1 Laps) started at 12:44:14



Lap	Lap Tm	Diff	Time of Day
6	1:25.933	+3.575	12:52:48.231
7	1:25.589	+3.231	12:54:13.820
8	1:24.145	+1.787	12:55:37.965
9	1:24.064	+1.706	12:57:02.029
10	1:23.655	+1.297	12:58:25.684
11	1:23.815	+1.457	12:59:49.499

(41) Rob Kennedy

Lap	Lap Tm	Diff	Time of Day
1	1:16.875	+7.514	12:45:33.710
2	1:09.980	+0.619	12:46:43.690
3	1:10.364	+1.003	12:47:54.054
4	1:12.563	+3.202	12:49:06.617
5	1:10.130	+0.769	12:50:16.747
6	1:09.361		12:51:26.108
7	1:14.558	+5.197	12:52:40.666
8	1:09.673	+0.312	12:53:50.339
9	1:10.313	+0.952	12:55:00.652
10	1:11.050	+1.689	12:56:11.702
11	1:09.717	+0.356	12:57:21.419
12	1:09.593	+0.232	12:58:31.012

Lap	Lap Tm	Diff	Time of Day
-----	--------	------	-------------

Lap	Lap Tm	Diff	Time of Day
-----	--------	------	-------------

Results provisional until the conclusion of judicial and technical matters

Orbits

Chief Timekeeper: D.Bradfield

Clerk of the Course: Chris Edwards

Live timing available at [timing.rhwright.co.uk](http://timing.rhwright.co.uk)

[www.mylaps.com](http://www.mylaps.com)

Licensed to: R.H.Wright Timing

Printed: 27/08/2023 16:08:33

Page 2/2



## 500MRCI August Race Meeting

Sorted on Laps

Fiesta/Mazda MX5

Kirkistown 500 MRCI 1.512 miles

Race 1 (R5)

26/08/2023 13:30

Race (12:00 and 1 Laps) started at 12:44:14

Pos	No.	Name	Make	Laps	Total Tm	Best Tm	Best Speed	In Lap	Avg. Speed
<b>Ford Fiesta</b>									
1	27	Keith Rabbitt	1.25 Ford Fiesta	11	14:25.941	<b>1:17.054</b>	70.639	8	69.142
2	49	Michael Graham	1.3 Ford Fiesta	11	14:29.551	<b>1:17.391</b>	70.331	2	68.855
3	1	Derek Graham	1.3 Ford Fiesta	11	14:29.835	<b>1:17.457</b>	70.272	7	68.833
4	21	Megan Campbell	1.3 Ford Fiesta	11	14:35.055	<b>1:18.143</b>	69.655	10	68.422
5	28	Stephen Walker	1.3 Ford Fiesta	11	14:40.176	<b>1:18.496</b>	69.341	8	68.024
6	888	Paul Larkham	1.3 Ford Fiesta	11	14:46.591	<b>1:18.899</b>	68.987	4	67.532
7	29	Henry White	1.3 Ford Fiesta	11	14:46.689	<b>1:19.061</b>	68.846	4	67.524
8	118	Jason Cross	1.3 Ford Fiesta	11	15:06.696	<b>1:20.657</b>	67.484	4	66.035
9	8	Michael Mulholland	1.3 Ford Fiesta	11	15:22.660	<b>1:20.819</b>	67.348	11	64.892
10	26	Grace McCallion	1.3 Ford Fiesta	11	15:35.110	<b>1:22.358</b>	66.090	2	64.028
<b>Mazda MX5</b>									
1	14	Francis Allen	1.8 Mazda MX5	12	14:21.613	<b>1:10.287</b>	77.440	6	75.807
2	34	Damian Moran	1.8 Mazda MX5	12	14:36.825	<b>1:11.410</b>	76.222	3	74.492
3	22	John Stewart	1.8 Mazda MX5	12	14:44.486	<b>1:11.940</b>	75.661	4	73.847
4	7	Gregory Radcliffe	1.8 Mazda MX5	12	14:50.768	<b>1:12.806</b>	74.761	12	73.326
5	42	Jim Kennedy	1.8 Mazda MX5	12	14:51.957	<b>1:12.626</b>	74.946	3	73.228
6	50	Robert McAllister	1.8 Mazda MX5	12	14:52.669	<b>1:12.928</b>	74.636	8	73.170
7	173	Andy Irwin	1.8 Mazda MX5	12	15:06.816	<b>1:13.160</b>	74.399	9	72.028
<b>Not classified</b>									
DNS	311	Stuart Annesley	1.8 Mazda MX5					0	-
DQ	41	Rob Kennedy	1.8 Mazda MX5	12	14:16.623	<b>1:09.361</b>	78.474	6	76.249

### Announcements

Disqualification - Car 41 - Technical Infringement (Underweight C3.1.1)

Margin of Victory	Avg. Speed	Best Lap Tm	Best Speed	Best Lap by
15.212	75.807	1:10.287	77.440	14 - Francis Allen

Results provisional until the conclusion of judicial and technical matters

Orbits

Chief Timekeeper: D.Bradfield

Clerk of the Course: Chris Edwards

Live timing available at [timing.rhwright.co.uk](http://timing.rhwright.co.uk)

[www.mylaps.com](http://www.mylaps.com)

Licensed to: R.H.Wright Timing

Printed: 26/08/2023 13:23:08



## 500MRCI August Race Meeting

Fiesta/Mazda MX5

Kirkistown 500 MRCI 1.512 miles

Race 2 (R12)

26/08/2023 17:10

Race (12:00 and 1 Laps)

11	29	
	21	
10	118	26
	19	20
9	888	8
	17	18
8	21	28
	15	16
7	27	49
	13	14
6		1
	11	12
5	311	
	9	10
4	14	41
	7	8
3	22	34
	5	6
2	42	7
	3	4
1	173	50
	1	2

POLE POSITION

Results provisional until the conclusion of judicial and technical matters

Orbits

Chief Timekeeper: D.Bradfield

Clerk of the Course: Chris Edwards

Live timing available at [timing.rhwright.co.uk](http://timing.rhwright.co.uk)

[www.mylaps.com](http://www.mylaps.com)

Licensed to: R.H.Wright Timing

Printed: 26/08/2023 13:34:06



## 500MRCI August Race Meeting

Fiesta/Mazda MX5

Kirkistown 500 MRCI 1.512 miles

Race 2 (R12)

26/08/2023 17:10

Race (12:00 and 1 Laps) started at 16:45:23

Lap	Lap Tm	Diff	Time of Day
(34) Damian Moran			
1	1:16.698	+4.873	16:46:43.316
2	1:11.980	+0.155	16:47:55.296
3	1:11.927	+0.102	16:49:07.223
4	1:12.073	+0.248	16:50:19.296
5	1:12.167	+0.342	16:51:31.463
6	1:12.499	+0.674	16:52:43.962
7	1:12.287	+0.462	16:53:56.249
8	1:12.156	+0.331	16:55:08.405
9	1:11.825		16:56:20.230
10	1:11.919	+0.094	16:57:32.149
11	1:12.251	+0.426	16:58:44.400

Lap	Lap Tm	Diff	Time of Day
(14) Francis Allen			
1	1:18.536	+7.520	16:46:45.943
2	1:12.187	+1.171	16:47:58.130
3	1:11.184	+0.168	16:49:09.314
4	1:11.016		16:50:20.330
5	1:11.217	+0.201	16:51:31.547
6	1:12.642	+1.626	16:52:44.189
7	1:12.357	+1.341	16:53:56.546
8	1:12.161	+1.145	16:55:08.707
9	1:11.736	+0.720	16:56:20.443
10	1:11.753	+0.737	16:57:32.196
11	1:12.518	+1.502	16:58:44.714

Lap	Lap Tm	Diff	Time of Day
(7) Gregory Radcliffe			
1	1:19.583	+6.709	16:46:45.789
2	1:14.282	+1.428	16:48:00.071
3	1:13.502	+0.648	16:49:13.573
4	1:13.346	+0.492	16:50:26.919
5	1:13.443	+0.589	16:51:40.362
6	1:12.999	+0.145	16:52:53.361
7	1:12.854		16:54:06.215
8	1:13.063	+0.209	16:55:19.278
9	1:13.655	+0.801	16:56:32.933
10	1:13.315	+0.461	16:57:46.248
11	1:13.249	+0.395	16:58:59.497

Lap	Lap Tm	Diff	Time of Day
(50) Robert McAllister			
1	1:19.019	+5.815	16:46:44.834
2	1:13.264	+0.060	16:47:57.898
3	1:13.993	+0.789	16:49:11.891
4	1:14.074	+0.870	16:50:25.965
5	1:13.712	+0.508	16:51:39.677
6	1:13.792	+0.588	16:52:53.469
7	1:13.644	+0.440	16:54:07.113
8	1:13.204		16:55:20.317
9	1:13.756	+0.552	16:56:34.073
10	1:14.221	+1.017	16:57:48.294
11	1:13.461	+0.257	16:59:01.755

Lap	Lap Tm	Diff	Time of Day
(42) Jim Kennedy			
1	1:22.206	+9.234	16:46:48.491
2	1:14.132	+1.160	16:48:02.623
3	1:14.790	+1.818	16:49:17.413
4	1:13.291	+0.319	16:50:30.704
5	1:12.972		16:51:43.676
6	1:14.050	+1.078	16:52:57.726
7	1:13.613	+0.641	16:54:11.339
8	1:13.792	+0.820	16:55:25.131
9	1:13.811	+0.839	16:56:38.942
10	1:13.995	+1.023	16:57:52.937
11	1:12.983	+0.011	16:59:05.920

Lap	Lap Tm	Diff	Time of Day
(173) Andy Irwin			
1	1:22.432	+8.556	16:46:48.065
2	1:15.417	+1.541	16:48:03.482
3	1:15.103	+1.227	16:49:18.585
4	1:14.226	+0.350	16:50:32.811
5	1:14.139	+0.263	16:51:46.950
6	1:14.055	+0.179	16:53:01.005
7	1:13.876		16:54:14.881

Lap	Lap Tm	Diff	Time of Day
8	1:14.025	+0.149	16:55:28.906
9	1:18.376	+4.500	16:56:47.282
10	1:14.013	+0.137	16:58:01.295
11	1:14.161	+0.285	16:59:15.456

Lap	Lap Tm	Diff	Time of Day
(22) John Stewart			
1	1:19.195	+7.353	16:46:46.488
2	1:12.874	+1.032	16:47:59.362
3	1:25.558	+13.716	16:49:24.920
4	1:12.269	+0.427	16:50:37.189
5	1:12.030	+0.188	16:51:49.219
6	1:14.235	+2.393	16:53:03.454
7	1:12.891	+1.049	16:54:16.345
8	1:11.842		16:55:28.187
9	1:25.438	+13.596	16:56:53.625
10	1:13.456	+1.614	16:58:07.081
11	1:32.891	+21.049	16:59:39.972

Lap	Lap Tm	Diff	Time of Day
(27) Keith Rabbitt			
1	1:22.217	+5.203	16:46:50.546
2	1:18.550	+1.536	16:48:09.096
3	1:17.662	+0.648	16:49:26.758
4	1:17.212	+0.198	16:50:43.970
5	1:17.014		16:52:00.984
6	1:17.368	+0.354	16:53:18.352
7	1:17.607	+0.593	16:54:35.959
8	1:17.298	+0.284	16:55:53.257
9	1:17.252	+0.238	16:57:10.509
10	1:17.338	+0.324	16:58:27.847
11	1:17.254	+0.240	16:59:45.101

Lap	Lap Tm	Diff	Time of Day
(49) Michael Graham			
1	1:22.958	+6.312	16:46:51.867
2	1:17.433	+0.787	16:48:09.300
3	1:18.754	+2.108	16:49:28.054
4	1:16.646		16:50:44.700
5	1:16.905	+0.259	16:52:01.605
6	1:17.099	+0.453	16:53:18.704
7	1:17.595	+0.949	16:54:36.299
8	1:17.248	+0.602	16:55:53.547
9	1:17.232	+0.586	16:57:10.779
10	1:17.291	+0.645	16:58:28.070
11	1:17.222	+0.576	16:59:45.292

Lap	Lap Tm	Diff	Time of Day
(1) Derek Graham			
1	1:22.413	+5.576	16:46:50.998
2	1:17.987	+1.150	16:48:08.985
3	1:19.174	+2.337	16:49:28.159
4	1:16.837		16:50:44.996
5	1:16.848	+0.011	16:52:01.844
6	1:17.245	+0.408	16:53:19.089
7	1:17.473	+0.636	16:54:36.562
8	1:17.282	+0.445	16:55:53.844
9	1:17.248	+0.411	16:57:11.092
10	1:17.404	+0.567	16:58:28.496
11	1:17.030	+0.193	16:59:45.526

Lap	Lap Tm	Diff	Time of Day
(21) Megan Campbell			
1	1:23.353	+6.027	16:46:52.350
2	1:17.326		16:48:09.676
3	1:18.822	+1.496	16:49:28.498
4	1:17.579	+0.253	16:50:46.077
5	1:17.780	+0.454	16:52:03.857
6	1:18.464	+1.138	16:53:22.321
7	1:18.469	+1.143	16:54:40.790
8	1:18.521	+1.195	16:55:59.311
9	1:18.567	+1.241	16:57:17.878
10	1:18.716	+1.390	16:58:36.594
11	1:18.147	+0.821	16:59:54.741

Lap	Lap Tm	Diff	Time of Day
(28) Stephen Walker			
1	1:23.653	+5.573	16:46:53.264
2	1:18.080		16:48:11.344
3	1:18.507	+0.427	16:49:29.851

Lap	Lap Tm	Diff	Time of Day
4	1:18.383	+0.303	16:50:48.234
5	1:18.767	+0.687	16:52:07.001
6	1:18.744	+0.664	16:53:25.745
7	1:18.569	+0.489	16:54:44.314
8	1:19.009	+0.929	16:56:03.323
9	1:18.712	+0.632	16:57:22.035
10	1:18.944	+0.864	16:58:40.979
11	1:18.767	+0.687	16:59:59.746

Lap	Lap Tm	Diff	Time of Day
(118) Jason Cross			
1	1:24.208	+4.840	16:46:54.531
2	1:19.368		16:48:13.899
3	1:19.406	+0.038	16:49:33.305
4	1:19.990	+0.622	16:50:53.295
5	1:19.841	+0.473	16:52:13.136
6	1:19.591	+0.223	16:53:32.727
7	1:19.701	+0.333	16:54:52.428
8	1:19.831	+0.463	16:56:12.259
9	1:20.301	+0.933	16:57:32.560
10	1:19.473	+0.105	16:58:52.033

Lap	Lap Tm	Diff	Time of Day
(888) Paul Larkham			
1	1:24.530	+5.431	16:46:54.087
2	1:19.099		16:48:13.186
3	1:19.362	+0.263	16:49:32.548
4	1:21.608	+2.509	16:50:54.156
5	1:20.061	+0.962	16:52:14.217
6	1:20.417	+1.318	16:53:34.634
7	1:20.562	+1.463	16:54:55.196
8	1:20.202	+1.103	16:56:15.398
9	1:20.132	+1.033	16:57:35.530
10	1:20.297	+1.198	16:58:55.827

Lap	Lap Tm	Diff	Time of Day
(29) Henry White			
1	1:26.457	+7.067	16:46:57.218
2	1:21.214	+1.824	16:48:18.432
3	1:20.780	+1.390	16:49:39.212
4	1:20.698	+1.308	16:50:59.910
5	1:20.135	+0.745	16:52:20.045
6	1:19.577	+0.187	16:53:39.622
7	1:19.822	+0.432	16:54:59.444
8	1:19.731	+0.341	16:56:19.175
9	1:20.141	+0.751	16:57:39.316
10	1:19.390		16:58:58.706

Lap	Lap Tm	Diff	Time of Day
(8) Michael Mulholland			
1	1:27.850	+6.800	16:46:58.021
2	1:23.360	+2.310	16:48:21.381
3	1:22.493	+1.443	16:49:43.874
4	1:22.005	+0.955	16:51:05.879
5	1:21.848	+0.798	16:52:27.727
6	1:21.529	+0.479	16:53:49.256
7	1:22.643	+1.593	16:55:11.899
8	1:21.050		16:56:32.949
9	1:22.416	+1.366	16:57:55.365
10	1:21.825	+0.775	16:59:17.190

Lap	Lap Tm	Diff	Time of Day
(26) Grace McCallion			
1	1:26.653	+3.976	16:46:57.457
2	1:23.642	+0.965	16:48:21.099
3	1:23.178	+0.501	16:49:44.277
4	1:23.823	+1.146	16:51:08.100
5	1:23.118	+0.441	16:52:31.218
6	1:22.677		16:53:53.895
7	1:23.559	+0.882	16:55:17.454
8	1:24.094	+1.417	16:56:41.548
9	1:23.096	+0.419	16:58:04.644
10	1:22.969	+0.292	16:59:27.613

Lap	Lap Tm	Diff	Time of Day
(41) Rob Kennedy			
1	1:21.715	+12.839	16:46:49.585
2	1:17.077	+8.201	16:48:06.662
3	1:10.259	+1.383	16:49:16.921
4	1:09.814	+0.938	16:50:26.735

Results provisional until the conclusion of judicial and technical matters

Orbits

Chief Timekeeper: D.Bradfield

Clerk of the Course: Chris Edwards

Live timing available at [timing.rhwright.co.uk](http://timing.rhwright.co.uk)

[www.mylaps.com](http://www.mylaps.com)

Licensed to: R.H.Wright Timing







## 500MRCI August Race Meeting

Sorted on Laps

Fiesta/Mazda MX5

Kirkistown 500 MRCI 1.512 miles

Race 2 (R12)

26/08/2023 17:10

Race (12:00 and 1 Laps) started at 16:45:23

Pos	No.	Name	Make	Laps	Total Tm	Best Tm	Best Speed	In Lap	Avg. Speed
<b>Ford Fiesta</b>									
1	27	Keith Rabbitt	1.25 Ford Fiesta	11	14:21.711	<b>1:17.014</b>	70.676	5	69.482
2	49	Michael Graham	1.3 Ford Fiesta	11	14:21.902	<b>1:16.646</b>	71.015	4	69.466
3	1	Derek Graham	1.3 Ford Fiesta	11	14:22.136	<b>1:16.837</b>	70.839	4	69.448
4	21	Megan Campbell	1.3 Ford Fiesta	11	14:31.351	<b>1:17.326</b>	70.391	2	68.713
5	28	Stephen Walker	1.3 Ford Fiesta	11	14:36.356	<b>1:18.080</b>	69.711	2	68.321
6	118	Jason Cross	1.3 Ford Fiesta	10	13:28.643	<b>1:19.368</b>	68.580	2	67.311
7	888	Paul Larkham	1.3 Ford Fiesta	10	13:32.437	<b>1:19.099</b>	68.813	2	66.996
8	29	Henry White	1.3 Ford Fiesta	10	13:35.316	<b>1:19.390</b>	68.561	10	66.760
9	8	Michael Mulholland	1.3 Ford Fiesta	10	13:53.800	<b>1:21.050</b>	67.156	8	65.280
10	26	Grace McCallion	1.3 Ford Fiesta	10	14:04.223	<b>1:22.677</b>	65.835	6	64.474
<b>Mazda MX5</b>									
1	34	Damian Moran	1.8 Mazda MX5	11	13:21.010	<b>1:11.825</b>	75.782	9	74.747
2	14	Francis Allen	1.8 Mazda MX5	11	13:21.324	<b>1:11.016</b>	76.645	4	74.718
3	7	Gregory Radcliffe	1.8 Mazda MX5	11	13:36.107	<b>1:12.854</b>	74.711	7	73.364
4	50	Robert McAllister	1.8 Mazda MX5	11	13:38.365	<b>1:13.204</b>	74.354	8	73.162
5	42	Jim Kennedy	1.8 Mazda MX5	11	13:42.530	<b>1:12.972</b>	74.591	5	72.792
6	173	Andy Irwin	1.8 Mazda MX5	11	13:52.066	<b>1:13.876</b>	73.678	7	71.957
7	22	John Stewart	1.8 Mazda MX5	11	14:16.582	<b>1:11.842</b>	75.764	8	69.898
<b>Not classified</b>									
DNF	41	Rob Kennedy	1.8 Mazda MX5	8	9:40.695	<b>1:08.876</b>	79.026	5	74.986

Margin of Victory	Avg. Speed	Best Lap Tm	Best Speed	Best Lap by
0.314	74.747	1:11.016	76.645	14 - Francis Allen

Results provisional until the conclusion of judicial and technical matters

Orbits

Chief Timekeeper: D.Bradfield

Clerk of the Course: Chris Edwards

Live timing available at [timing.rhwright.co.uk](http://timing.rhwright.co.uk)

[www.mylaps.com](http://www.mylaps.com)

Licensed to: R.H.Wright Timing

Printed: 26/08/2023 17:00:28