



500MRCI August Race Meeting


Junior Mini Coopers

Kirkistown 500 MRCI 1.512 miles

Qualifying (Q1)

26/08/2023 09:00

Qualifying started at 9:10:52



Lap	Lap Tm	Diff	Time of Day
(65) Kyle Irvine			
1	1:15.473	+0.520	9:13:50.150
2	1:15.651	+0.698	9:15:05.801
3	1:15.011	+0.058	9:16:20.812
4	1:16.488	+1.535	9:17:37.300
5	1:16.251	+1.298	9:18:53.551
6	1:15.559	+0.606	9:20:09.110
7	1:14.953		9:21:24.063
(6) Logan Hoey			
1	1:15.881	+0.889	9:13:51.279
2	1:15.912	+0.900	9:15:07.191
3	1:15.952	+0.940	9:16:23.143
4	1:16.105	+1.093	9:17:39.248
5	1:15.794	+0.782	9:18:55.042
6	1:15.012		9:20:10.054
7	1:20.863	+5.851	9:21:30.917
(25) Holly Dunnion			
1	1:16.105	+0.452	9:13:45.345
2	1:15.708	+0.055	9:15:01.053
3	1:15.981	+0.328	9:16:17.034
4	1:16.027	+0.374	9:17:33.061
5	1:15.653		9:18:48.714
6	1:15.847	+0.194	9:20:04.561
7	1:15.858	+0.205	9:21:20.419
(7) Jack Fildes			
1	1:17.718	+2.039	9:14:18.041
2	1:16.259	+0.580	9:15:34.300
3	1:16.157	+0.478	9:16:50.457
4	1:15.875	+0.196	9:18:06.332
5	1:15.679		9:19:22.011
6	1:17.127	+1.448	9:20:39.138
7	1:16.123	+0.444	9:21:55.261
(27) D'Arcy Kilfeather			
1	1:17.979	+2.041	9:13:45.890
2	1:17.443	+1.505	9:15:03.333
3	1:16.823	+0.885	9:16:20.156
4	1:16.755	+0.817	9:17:36.911
5	1:16.250	+0.312	9:18:53.161
6	1:16.251	+0.313	9:20:09.412
7	1:15.938		9:21:25.350
(88) Adam McNamara			
1	1:17.473	+0.771	9:13:43.590
2	1:16.718	+0.016	9:15:00.308
3	1:25.497	+8.795	9:16:25.805
4	1:23.607	+6.905	9:17:49.412
5	1:16.702		9:19:06.114
6	1:17.001	+0.299	9:20:23.115
7	1:16.832	+0.130	9:21:39.947

Lap Lap Tm Diff Time of Day

Lap Lap Tm Diff Time of Day

Results provisional until the conclusion of judicial and technical matters

Orbits

Chief Timekeeper: D.Bradfield

Clerk of the Course: Chris Edwards

Live timing available at timing.rhwright.co.uk

www.mylaps.com

Licensed to: R.H.Wright Timing

Printed: 27/08/2023 16:09:42



R.H.Wright Timing

500MRCI August Race Meeting

Sorted on best lap time

Junior Mini Coopers

Kirkistown 500 MRCI 1.512 miles

Qualifying (Q1)

26/08/2023 09:00

Qualifying started at 9:10:52

Pos	No.	Name	Make	Best Tm	Diff	In Lap	Best Speed	2nd Best	2nd Lap
1	65	Kyle Irvine	1.6 BMW Mini	1:14.953		7	72.619	1:15.011	3
2	6	Logan Hoey	1.6 BMW Mini	1:15.012	0.059	6	72.562	1:15.794	5
3	25	Holly Dunnion	1.6 BMW Mini	1:15.653	0.700	5	71.947	1:15.708	2
4	7	Jack Fildes	1.6 BMW Mini	1:15.679	0.726	5	71.922	1:15.875	4
5	27	D'Arcy Kilfeather	1.6 BMW Mini	1:15.938	0.985	7	71.677	1:16.250	5
6	88	Adam McNamara	1.6 BMW Mini	1:16.702	1.749	5	70.963	1:16.718	2
7	46	Bobby Joe McFall	1.6 BMW Mini			0	-		0

Announcements

No transponder times recorded for Car 46

Results provisional until the conclusion of judicial and technical matters

Orbits

Chief Timekeeper: D.Bradfield

Clerk of the Course: Chris Edwards

Live timing available at timing.rhwright.co.uk

www.mylaps.com

Licensed to: R.H.Wright Timing

Printed: 26/08/2023 09:23:24



R.H.Wright Timing

500MRCI August Race Meeting

Junior Mini Coopers

Kirkistown 500 MRCI 1.512 miles

Race 1 (R2)

26/08/2023 12:00

Race (12:00 and 1 Laps)

4	46
	7
3	27
	5
2	25
	3
1	65
	1

88
6
7
4
6
2

POLE POSITION

Results provisional until the conclusion of judicial and technical matters

Orbits

Chief Timekeeper: D.Bradfield

Clerk of the Course: Chris Edwards

Live timing available at timing.rhwright.co.uk

www.mylaps.com

Licensed to: R.H.Wright Timing

Printed: 26/08/2023 09:29:07



500MRCI August Race Meeting

Junior Mini Coopers

Kirkistown 500 MRCI 1.512 miles

Race 1 (R2)

26/08/2023 12:00

Race (12:00 and 1 Laps) started at 11:41:04

Lap	Lap Tm	Diff	Time of Day	Lap	Lap Tm	Diff	Time of Day	Lap	Lap Tm	Diff	Time of Day
(46) Bobby Joe McFall											
1	1:19.562	+5.530	11:42:28.485								
2	1:14.839	+0.807	11:43:43.324								
3	1:14.337	+0.305	11:44:57.661								
4	1:23.396	+9.364	11:46:21.057								
5	1:39.271	+25.239	11:48:00.328								
6	1:14.646	+0.614	11:49:14.974								
7	1:14.235	+0.203	11:50:29.209								
8	1:14.032		11:51:43.241								
9	1:14.592	+0.560	11:52:57.833								
10	1:14.271	+0.239	11:54:12.104								
11	1:14.078	+0.046	11:55:26.182								
(6) Logan Hoey											
1	1:21.426	+6.277	11:42:28.002								
2	1:15.605	+0.456	11:43:43.607								
3	1:15.149		11:44:58.756								
4	1:23.212	+8.063	11:46:21.968								
5	1:38.650	+23.501	11:48:00.618								
6	1:15.456	+0.307	11:49:16.074								
7	1:15.256	+0.107	11:50:31.330								
8	1:15.184	+0.035	11:51:46.514								
9	1:15.423	+0.274	11:53:01.937								
10	1:15.929	+0.780	11:54:17.866								
11	1:15.653	+0.504	11:55:33.519								
(25) Holly Dunning											
1	1:20.830	+5.774	11:42:28.788								
2	1:15.813	+0.757	11:43:44.601								
3	1:15.995	+0.939	11:45:00.596								
4	1:22.436	+7.380	11:46:23.032								
5	1:38.061	+23.005	11:48:01.093								
6	1:16.608	+1.552	11:49:17.701								
7	1:17.097	+2.041	11:50:34.798								
8	1:15.343	+0.287	11:51:50.141								
9	1:15.340	+0.284	11:53:05.481								
10	1:15.263	+0.207	11:54:20.744								
11	1:15.056		11:55:35.800								
(7) Jack Fildes											
1	1:21.700	+6.596	11:42:30.433								
2	1:16.252	+1.148	11:43:46.685								
3	1:15.104		11:45:01.789								
4	1:22.784	+7.680	11:46:24.573								
5	1:36.903	+21.799	11:48:01.476								
6	1:16.172	+1.068	11:49:17.648								
7	1:16.561	+1.457	11:50:34.209								
8	1:15.962	+0.858	11:51:50.171								
9	1:15.672	+0.568	11:53:05.843								
10	1:15.179	+0.075	11:54:21.022								
11	1:15.477	+0.373	11:55:36.499								
(88) Adam McNamara											
1	1:22.957	+7.501	11:42:31.424								
2	1:16.605	+1.149	11:43:48.029								
3	1:16.532	+1.076	11:45:04.561								
4	1:20.761	+5.305	11:46:25.322								
5	1:37.193	+21.737	11:48:02.515								
6	1:15.554	+0.098	11:49:18.069								
7	1:17.221	+1.765	11:50:35.290								
8	1:15.456		11:51:50.746								
9	1:17.125	+1.669	11:53:07.871								
10	1:16.334	+0.878	11:54:24.205								
11	1:17.156	+1.700	11:55:41.361								
(27) D'Arcy Kilfeather											
1	1:21.971		11:42:30.476								

Results provisional until the conclusion of judicial and technical matters

Orbits

Chief Timekeeper: D.Bradfield

Clerk of the Course: Chris Edwards

Live timing available at timing.rhwright.co.uk

www.mylaps.com

Licensed to: R.H.Wright Timing



500MRCI August Race Meeting

Sorted on Laps

Junior Mini Coopers

Kirkistown 500 MRCI 1.512 miles

Race 1 (R2)

26/08/2023 12:00

Race (12:00 and 1 Laps) started at 11:41:04

Pos	No.	Name	Make	Laps	Total Tm	Best Tm	Best Speed	In Lap	Avg. Speed
1	46	Bobby Joe McFall	1.6 BMW Mini	11	14:21.808	1:14.032	73.523	8	69.474
2	6	Logan Hoey	1.6 BMW Mini	11	14:29.145	1:15.149	72.430	3	68.887
3	25	Holly Dunnion	1.6 BMW Mini	11	14:31.426	1:15.056	72.519	11	68.707
4	7	Jack Fildes	1.6 BMW Mini	11	14:32.125	1:15.104	72.473	3	68.652
5	88	Adam McNamara	1.6 BMW Mini	11	14:36.987	1:15.456	72.135	8	68.272
Not classified									
DNF	27	D'Arcy Kilfeather	1.6 BMW Mini	1	1:26.102	1:21.971	66.402	1	63.216
DNS	65	Kyle Irvine	1.6 BMW Mini					0	

Margin of Victory	Avg. Speed	Best Lap Tm	Best Speed	Best Lap by
7.337	69.474	1:14.032	73.523	46 - Bobby Joe McFall

Results provisional until the conclusion of judicial and technical matters

Orbits

Chief Timekeeper: D.Bradfield

Clerk of the Course: Chris Edwards

Live timing available at timing.rhwright.co.uk

www.mylaps.com

Licensed to: R.H.Wright Timing

Printed: 26/08/2023 11:56:16



R.H.Wright Timing

500MRCI August Race Meeting


Junior Mini Coopers

Kirkistown 500 MRCI 1.512 miles

Race 2 (R9)

26/08/2023 15:40

Race (12:00 and 1 Laps)



4	46
	7
3	27
	5
2	6
	3
1	65
	1

88
6
7
4
25
2

POLE POSITION



Results provisional until the conclusion of judicial and technical matters

Orbits

Chief Timekeeper: D.Bradfield

Clerk of the Course: Chris Edwards

Live timing available at timing.rhwright.co.uk

www.mylaps.com

Licensed to: R.H.Wright Timing

Printed: 26/08/2023 10:07:29



500MRCI August Race Meeting


Junior Mini Coopers

Kirkistown 500 MRCI 1.512 miles

Race 2 (R9)

26/08/2023 15:40

Race (10:08 and 1 Laps) started at 15:31:14



Lap	Lap Tm	Diff	Time of Day
(46) Bobby Joe McFall			
1	1:21.014	+7.085	15:32:39.921
2	1:14.712	+0.783	15:33:54.633
2	2:24.896	+1:10.967	15:50:01.131
3	1:21.442	+7.513	15:51:22.573
4	1:14.766	+0.837	15:52:37.339
5	1:14.148	+0.219	15:53:51.487
6	1:14.078	+0.149	15:55:05.565
7	1:14.219	+0.290	15:56:19.784
8	1:13.929		15:57:33.713
9	1:14.093	+0.164	15:58:47.806
(65) Kyle Irvine			
1	1:23.061	+8.690	15:32:39.798
2	1:14.717	+0.346	15:33:54.515
2	2:25.320	+1:10.949	15:50:00.991
3	1:21.922	+7.551	15:51:22.913
4	1:15.035	+0.664	15:52:37.948
5	1:14.371		15:53:52.319
6	1:14.792	+0.421	15:55:07.111
7	1:15.155	+0.784	15:56:22.266
8	1:15.137	+0.766	15:57:37.403
9	1:15.523	+1.152	15:58:52.926
(25) Holly Dunning			
1	1:26.100	+11.570	15:32:43.175
2	1:16.041	+1.511	15:33:59.216
2	2:23.741	+1:09.211	15:50:02.905
3	1:21.151	+6.621	15:51:24.056
4	1:14.887	+0.357	15:52:38.943
5	1:15.413	+0.883	15:53:54.356
6	1:15.179	+0.649	15:55:09.535
7	1:15.252	+0.722	15:56:24.787
8	1:14.711	+0.181	15:57:39.498
9	1:14.530		15:58:54.028
(6) Logan Hoey			
1	1:22.124	+7.443	15:32:39.957
2	1:15.827	+1.146	15:33:55.784
2	2:24.389	+1:09.708	15:50:02.218
3	1:20.953	+6.272	15:51:23.171
4	1:15.819	+1.138	15:52:38.990
5	1:15.240	+0.559	15:53:54.230
6	1:15.441	+0.760	15:55:09.671
7	1:15.392	+0.711	15:56:25.063
8	1:14.687	+0.006	15:57:39.750
9	1:14.681		15:58:54.431
(88) Adam McNamara			
1	1:24.731	+9.042	15:32:43.530
2	1:16.161	+0.472	15:33:59.691
2	2:20.516	+1:04.827	15:50:03.092
3	1:23.015	+7.326	15:51:26.107
4	1:16.209	+0.520	15:52:42.316
5	1:16.010	+0.321	15:53:58.326
6	1:15.726	+0.037	15:55:14.052
7	1:17.193	+1.504	15:56:31.245
8	1:15.931	+0.242	15:57:47.176
9	1:15.689		15:59:02.865
(27) D'Arcy Kilfeather			
1	1:23.392	+6.827	15:32:42.276
2	1:16.565		15:33:58.841
2	2:24.812	+1:08.247	15:50:02.316
3	1:25.038	+8.473	15:51:27.354
4	1:19.058	+2.493	15:52:46.412
5	1:19.213	+2.648	15:54:05.625
6	1:18.765	+2.200	15:55:24.390
7	1:18.789	+2.224	15:56:43.179
8	1:19.040	+2.475	15:58:02.219
9	1:18.605	+2.040	15:59:20.824
(7) Jack Fildes			

Lap	Lap Tm	Diff	Time of Day
1	1:24.578	+8.396	15:32:42.900
2	1:16.182		15:33:59.082

Lap	Lap Tm	Diff	Time of Day
-----	--------	------	-------------

Results provisional until the conclusion of judicial and technical matters

Orbits

Chief Timekeeper: D.Bradfield

Clerk of the Course: Chris Edwards

Live timing available at timing.rhwright.co.uk

www.mylaps.com

Licensed to: R.H.Wright Timing



R.H.Wright Timing

500MRCI August Race Meeting

Sorted on Laps

Junior Mini Coopers

Kirkistown 500 MRCI 1.512 miles

Race 2 (R9)

26/08/2023 15:40

Race (10:08 and 1 Laps) started at 15:31:14

Pos	No.	Name	Make	Laps	Total Tm	Best Tm	Best Speed	In Lap	Avg. Speed
1	46	Bobby Joe McFall	1.6 BMW Mini	9	11:56.179	1:13.929	73.625	8	68.401
2	65	Kyle Irvine	1.6 BMW Mini	9	12:01.299	1:14.371	73.187	5	67.915
3	25	Holly Dunnion	1.6 BMW Mini	9	12:02.401	1:14.530	73.031	9	67.812
4	6	Logan Hoey	1.6 BMW Mini	9	12:02.804	1:14.681	72.884	9	67.774
5	88	Adam McNamara	1.6 BMW Mini	9	12:11.238	1:15.689	71.913	9	66.992
6	27	D'Arcy Kilfeather	1.6 BMW Mini	9	12:29.197	1:16.565	71.090	2	65.386
Not classified									
DNF	7	Jack Fildes	1.6 BMW Mini	2	2:44.324	1:16.182	71.448	2	66.247

Announcements

Race Red Flagged on 3 - Restarted with grid based on lap 1 (Q12.15.2)

Margin of Victory	Avg. Speed	Best Lap Tm	Best Speed	Best Lap by
5.120	68.401	1:13.929	73.625	46 - Bobby Joe McFall

Results provisional until the conclusion of judicial and technical matters

Orbits

Chief Timekeeper: D.Bradfield

Clerk of the Course: Chris Edwards

Live timing available at timing.rhwright.co.uk

www.mylaps.com

Licensed to: R.H.Wright Timing

Printed: 26/08/2023 16:00:52