



Martin Donnelly Trophy Race Meeting

Sorted on best lap time

Formula Ford 1600

Kirkistown 500 MRCI 1.512 miles

Qualifying (Q6)

30/09/2023 10:00

Qualifying started at 10:15:35

Pos	No.	Name	Make	Best Tm	Diff	In Lap	Best Speed	2nd Best	2nd Lap
1	55	Noel Robinson	Van Diemen JL12K	1:01.208		6	88.927	1:01.620	3
2	3	Jordan Dempsey	Van Diemen RF00	1:01.306	0.098	3	88.784	1:01.490	4
3	26	Jason Smyth	Ray GR14	1:01.381	0.173	9	88.676	1:01.489	5
4	28	David McCullough	Van Diemen RF00	1:01.617	0.409	4	88.336	1:01.624	6
5	18	Alan Davidson	Mondaile M89S	1:01.955	0.747	6	87.854	1:02.011	5
6	8	Philip Harris	Mondiale M89t	1:03.276	2.068	6	86.020	1:03.430	4
7	46	Mark McKenna	Crossle 35F	1:03.737	2.529	8	85.398	1:04.014	7
8	23	David Nicholl	Reynard FF89	1:04.396	3.188	7	84.524	1:04.758	5
9	90	Henry Campbell	Reynard FF89	1:04.672	3.464	5	84.163	1:04.745	6

Results provisional until the conclusion of judicial and technical matters

Orbits

Chief Timekeeper: D.Bradfield

Clerk of the Course: Chris Edwards

Live timing available at timing.rhwright.co.uk

www.mylaps.com

Licensed to: R.H.Wright Timing

Printed: 30/09/2023 10:27:14



Martin Donnelly Trophy Race Meeting


Formula Ford 1600

Kirkistown 500 MRCI 1.512 miles

Qualifying (Q6)

30/09/2023 10:00

Qualifying started at 10:15:35



Lap	Lap Tm	Diff	Time of Day
(55) Noel Robinson			
1	1:02.483	+1.275	10:17:47.027
2	1:01.964	+0.756	10:18:48.991
3	1:01.620	+0.412	10:19:50.611
4	1:01.674	+0.466	10:20:52.285
5	1:03.648	+2.440	10:21:55.933
6	1:01.208		10:22:57.141
7	1:03.008	+1.800	10:24:00.149
8	1:01.741	+0.533	10:25:01.890
9	1:05.589	+4.381	10:26:07.479

Lap	Lap Tm	Diff	Time of Day
(3) Jordan Dempsey			
1	1:02.245	+0.939	10:17:48.811
2	1:01.843	+0.537	10:18:50.654
3	1:01.306		10:19:51.960
4	1:01.490	+0.184	10:20:53.450
5	1:01.561	+0.255	10:21:55.011
6	1:01.645	+0.339	10:22:56.656
7	1:02.881	+1.575	10:23:59.537
8	1:22.593	+21.287	10:25:22.130

Lap	Lap Tm	Diff	Time of Day
(26) Jason Smyth			
1	1:02.266	+0.885	10:18:02.792
2	1:01.985	+0.604	10:19:04.777
3	1:02.076	+0.695	10:20:06.853
4	1:01.801	+0.420	10:21:08.654
5	1:01.489	+0.108	10:22:10.143
6	1:04.657	+3.276	10:23:14.800
7	1:01.525	+0.144	10:24:16.325
8	1:06.615	+5.234	10:25:22.940
9	1:01.381		10:26:24.321

Lap	Lap Tm	Diff	Time of Day
(28) David McCullough			
1	1:02.506	+0.889	10:17:59.801
2	1:06.405	+4.788	10:19:06.206
3	1:01.892	+0.275	10:20:08.098
4	1:01.617		10:21:09.715
5	1:02.488	+0.871	10:22:12.203
6	1:01.624	+0.007	10:23:13.827
7	1:05.123	+3.506	10:24:18.950
8	1:01.732	+0.115	10:25:20.682
9	1:01.831	+0.214	10:26:22.513

Lap	Lap Tm	Diff	Time of Day
(18) Alan Davidson			
1	1:02.565	+0.610	10:17:54.371
2	1:02.355	+0.400	10:18:56.726
3	1:02.565	+0.610	10:19:59.291
4	1:02.185	+0.230	10:21:01.476
5	1:02.011	+0.056	10:22:03.487
6	1:01.955		10:23:05.442
7	1:02.392	+0.437	10:24:07.834
8	1:16.801	+14.846	10:25:24.635
9	1:02.377	+0.422	10:26:27.012

Lap	Lap Tm	Diff	Time of Day
(8) Philip Harris			
1	1:05.080	+1.804	10:18:11.882
2	1:04.523	+1.247	10:19:16.405
3	1:03.980	+0.704	10:20:20.385
4	1:03.430	+0.154	10:21:23.815
5	1:03.638	+0.362	10:22:27.453
6	1:03.276		10:23:30.729
7	1:03.721	+0.445	10:24:34.450
8	1:07.561	+4.285	10:25:42.011

Lap	Lap Tm	Diff	Time of Day
(46) Mark McKenna			
1	1:06.310	+2.573	10:18:37.267
2	1:05.413	+1.676	10:19:42.680
3	1:04.841	+1.104	10:20:47.521
4	1:04.464	+0.727	10:21:51.985
5	1:04.172	+0.435	10:22:56.157
6	1:07.131	+3.394	10:24:03.288
7	1:04.014	+0.277	10:25:07.302
8	1:03.737		10:26:11.039

Lap	Lap Tm	Diff	Time of Day
(23) David Nichol			
1	1:06.475	+2.079	10:18:33.637
2	1:06.832	+2.436	10:19:40.469
3	1:05.064	+0.668	10:20:45.533
4	1:05.230	+0.834	10:21:50.763
5	1:04.758	+0.362	10:22:55.521
6	1:05.392	+0.996	10:24:00.913
7	1:04.396		10:25:05.309
8	1:06.129	+1.733	10:26:11.438

Lap	Lap Tm	Diff	Time of Day
(90) Henry Campbell			
1	1:05.759	+1.087	10:18:19.731
2	1:10.320	+5.648	10:19:30.051
3	1:05.088	+0.416	10:20:35.139
4	1:05.437	+0.765	10:21:40.576
5	1:04.672		10:22:45.248
6	1:04.745	+0.073	10:23:49.993
7	1:04.852	+0.180	10:24:54.845
8	1:04.834	+0.162	10:25:59.679

Results provisional until the conclusion of judicial and technical matters

Orbits

Chief Timekeeper: D.Bradfield

Clerk of the Course: Chris Edwards

Live timing available at timing.rhwright.co.uk

www.mylaps.com

Licensed to: R.H.Wright Timing



R.H.Wright Timing

Martin Donnelly Trophy Race Meeting

Formula Ford 1600

Kirkistown 500 MRCI 1.512 miles

Race 1 (R7)

30/09/2023 14:00

Race (12:00 and 1 Laps)

5	90	
	9	
4	46	23
	7	8
3	18	8
	5	6
2	26	28
	3	4
1	55	3
	1	2

POLE POSITION

Results provisional until the conclusion of judicial and technical matters

Orbits

Chief Timekeeper: D.Bradfield

Clerk of the Course: Chris Edwards

Live timing available at timing.rhwright.co.uk

www.mylaps.com

Licensed to: R.H.Wright Timing

Printed: 30/09/2023 10:27:39



R.H.Wright Timing

Martin Donnelly Trophy Race Meeting

Sorted on Laps

Formula Ford 1600

Kirkistown 500 MRCI 1.512 miles

Race 1 (R7)

30/09/2023 14:00

Race (12:00 and 1 Laps) started at 13:44:14

Pos	No.	Name	Make	Laps	Total Tm	Best Tm	Best Speed	In Lap	Avg. Speed
1	3	Jordan Dempsey	Van Diemen RF00	12	13:57.685	1:08.620	79.321	7	77.972
2	26	Jason Smyth	Ray GR14	12	14:07.324	1:08.678	79.254	12	77.085
3	18	Alan Davidson	Mondaile M89S	12	14:13.041	1:09.828	77.949	11	76.569
4	55	Noel Robinson	Van Diemen JL12K	12	14:24.027	1:08.760	79.160	11	75.595
5	46	Mark McKenna	Crossle 35F	12	14:32.571	1:11.158	76.492	11	74.855
6	28	David McCullough	Van Diemen RF00	12	14:32.605	1:08.359	79.624	9	74.852
7	8	Philip Harris	Mondiale M89t	12	14:46.933	1:11.898	75.705	7	73.643
8	90	Henry Campbell	Reynard FF89	12	15:03.075	1:13.645	73.909	7	72.326
9	23	David Nicholl	Reynard FF89	11	14:50.708	1:13.232	74.326	2	67.220

Margin of Victory

Avg. Speed

Best Lap Tm

Best Speed

Best Lap by

9.639

77.972

1:08.359

79.624

28 - David McCullough

Results provisional until the conclusion of judicial and technical matters

Orbits

Chief Timekeeper: D.Bradfield

Clerk of the Course: Chris Edwards

Live timing available at timing.rhwright.co.uk

www.mylaps.com

Printed: 30/09/2023 14:00:24

Licensed to: R.H.Wright Timing



Martin Donnelly Trophy Race Meeting


Formula Ford 1600

Kirkistown 500 MRCI 1.512 miles

Race 1 (R7)

30/09/2023 14:00

Race (12:00 and 1 Laps) started at 13:44:14



Lap	Lap Tm	Diff	Time of Day
(3) Jordan Dempsey			
1	1:14.698	+6.078	13:45:30.653
2	1:09.704	+1.084	13:46:40.357
3	1:08.835	+0.215	13:47:49.192
4	1:09.236	+0.616	13:48:58.428
5	1:08.714	+0.094	13:50:07.142
6	1:08.826	+0.206	13:51:15.968
7	1:08.620		13:52:24.588
8	1:11.277	+2.657	13:53:35.865
9	1:09.185	+0.565	13:54:45.050
10	1:08.886	+0.266	13:55:53.936
11	1:08.837	+0.217	13:57:02.773
12	1:08.979	+0.359	13:58:11.752

Lap	Lap Tm	Diff	Time of Day
(26) Jason Smyth			
1	1:16.178	+7.500	13:46:33.707
2	1:10.252	+1.574	13:46:43.959
3	1:09.416	+0.738	13:47:53.375
4	1:09.061	+0.383	13:49:02.436
5	1:10.891	+2.213	13:50:13.327
6	1:13.022	+4.344	13:51:26.349
7	1:09.702	+1.024	13:52:36.051
8	1:08.924	+0.246	13:53:44.975
9	1:09.414	+0.736	13:54:54.389
10	1:09.382	+0.704	13:56:03.771
11	1:08.942	+0.264	13:57:12.713
12	1:08.678		13:58:21.391

Lap	Lap Tm	Diff	Time of Day
(18) Alan Davidson			
1	1:15.330	+5.502	13:45:32.984
2	1:11.650	+1.822	13:46:44.634
3	1:10.665	+0.837	13:47:55.299
4	1:09.938	+0.110	13:49:05.237
5	1:10.133	+0.305	13:50:15.370
6	1:10.378	+0.550	13:51:25.748
7	1:10.974	+1.146	13:52:36.722
8	1:09.968	+0.140	13:53:46.690
9	1:10.114	+0.286	13:54:56.804
10	1:10.063	+0.235	13:56:06.867
11	1:09.828		13:57:16.695
12	1:10.413	+0.585	13:58:27.108

Lap	Lap Tm	Diff	Time of Day
(55) Noel Robinson			
1	1:16.175	+7.415	13:45:32.354
2	1:10.409	+1.649	13:46:42.763
3	1:09.948	+1.188	13:47:52.711
4	1:09.890	+1.130	13:49:02.601
5	1:27.456	+18.696	13:50:30.057
6	1:09.544	+0.784	13:51:39.601
7	1:12.391	+3.631	13:52:51.992
8	1:09.170	+0.410	13:54:01.162
9	1:09.768	+1.008	13:55:10.930
10	1:09.336	+0.576	13:56:20.266
11	1:08.760		13:57:29.026
12	1:09.068	+0.308	13:58:38.094

Lap	Lap Tm	Diff	Time of Day
(46) Mark McKenna			
1	1:17.382	+6.224	13:45:35.447
2	1:12.629	+1.471	13:46:48.076
3	1:12.462	+1.304	13:48:00.538
4	1:12.433	+1.275	13:49:12.971
5	1:12.574	+1.416	13:50:25.545
6	1:12.320	+1.162	13:51:37.865
7	1:11.382	+0.224	13:52:49.247
8	1:11.201	+0.043	13:54:00.448
9	1:11.934	+0.776	13:55:12.382
10	1:11.536	+0.378	13:56:23.918
11	1:11.158		13:57:35.076
12	1:11.562	+0.404	13:58:46.638

Lap	Lap Tm	Diff	Time of Day
(28) David McCullough			
1	1:16.488	+8.129	13:45:34.091
2	1:10.190	+1.831	13:46:44.281

Lap	Lap Tm	Diff	Time of Day
3	1:31.913	+23.554	13:48:16.194
4	1:09.931	+1.572	13:49:26.125
5	1:09.439	+1.080	13:50:35.564
6	1:11.930	+3.571	13:51:47.494
7	1:08.594	+0.235	13:52:56.088
8	1:08.632	+0.273	13:54:04.720
9	1:08.359		13:55:13.079
10	1:09.950	+1.591	13:56:23.029
11	1:08.912	+0.553	13:57:31.941
12	1:14.731	+6.372	13:58:46.672

Lap	Lap Tm	Diff	Time of Day
(8) Philip Harris			
1	1:18.311	+6.413	13:45:36.368
2	1:13.125	+1.227	13:46:49.493
3	1:12.162	+0.264	13:48:01.655
4	1:13.101	+1.203	13:49:14.756
5	1:13.553	+1.655	13:50:28.309
6	1:12.625	+0.727	13:51:40.934
7	1:11.898		13:52:52.832
8	1:18.885	+6.987	13:54:11.717
9	1:12.361	+0.463	13:55:24.078
10	1:12.438	+0.540	13:56:36.516
11	1:11.964	+0.066	13:57:48.480
12	1:12.520	+0.622	13:59:01.000

Lap	Lap Tm	Diff	Time of Day
(90) Henry Campbell			
1	1:19.243	+5.598	13:45:38.333
2	1:14.172	+0.527	13:46:52.505
3	1:14.847	+1.202	13:48:07.352
4	1:14.710	+1.065	13:49:22.062
5	1:14.597	+0.952	13:50:36.659
6	1:13.877	+0.232	13:51:50.536
7	1:13.645		13:53:04.181
8	1:13.780	+0.135	13:54:17.961
9	1:13.854	+0.209	13:55:31.815
10	1:15.604	+1.959	13:56:47.419
11	1:14.635	+0.990	13:58:02.054
12	1:15.088	+1.443	13:59:17.142

Lap	Lap Tm	Diff	Time of Day
(23) David Nichol			
1	1:19.085	+5.853	13:45:37.577
2	1:13.232		13:46:50.809
3	1:29.315	+16.083	13:48:20.124
4	1:32.307	+19.075	13:49:52.431
5	1:15.080	+1.848	13:51:07.511
6	1:15.128	+1.896	13:52:22.639
7	1:16.230	+2.998	13:53:38.869
8	1:13.852	+0.620	13:54:52.721
9	1:33.740	+20.508	13:56:26.461
10	1:20.619	+7.387	13:57:47.080
11	1:17.695	+4.463	13:59:04.775

Results provisional until the conclusion of judicial and technical matters

Orbits

Chief Timekeeper: D.Bradfield

Clerk of the Course: Chris Edwards

Live timing available at timing.rhwright.co.uk

www.mylaps.com

Licensed to: R.H.Wright Timing





Martin Donnelly Trophy Race Meeting


Formula Ford 1600

Kirkistown 500 MRCI 1.512 miles

Race 2 (Martin Donnelly Trophy R11)

30/09/2023 16:00


Race (15:00 and 1 Laps)



5	23
	9
4	46
	7
3	18
	5
2	55
	3
1	26
	1

90
8
8
6
28
4
3
2

POLE POSITION



Results provisional until the conclusion of judicial and technical matters

Orbits

Chief Timekeeper: D.Bradfield

Clerk of the Course: Chris Edwards

Live timing available at timing.rhwright.co.uk

www.mylaps.com

Licensed to: R.H.Wright Timing

Printed: 30/09/2023 10:28:12



R.H.Wright Timing

Martin Donnelly Trophy Race Meeting

Sorted on Laps

Formula Ford 1600

Kirkistown 500 MRCI 1.512 miles

Race 2 (Martin Donnelly Trophy R11)

30/09/2023 16:00

Race (15:00 and 1 Laps) started at 16:06:56

Pos	No.	Name	Make	Laps	Total Tm	Best Tm	Best Speed	In Lap	Avg. Speed
1	3	Jordan Dempsey	Van Diemen RF00	14	16:20.346	1:08.486	79.476	11	77.730
2	26	Jason Smyth	Ray GR14	14	16:24.731	1:08.589	79.357	10	77.384
3	28	David McCullough	Van Diemen RF00	14	16:25.036	1:07.712	80.385	11	77.360
4	55	Noel Robinson	Van Diemen JL12K	14	16:42.969	1:08.909	78.989	11	75.977
5	46	Mark McKenna	Crossle 35F	14	17:01.822	1:11.782	75.827	4	74.575
6	8	Philip Harris	Mondiale M89t	14	17:02.621	1:11.683	75.932	8	74.517
7	90	Henry Campbell	Reynard FF89	14	17:28.906	1:13.023	74.538	11	72.649
Not classified									
DNF	23	David Nicholl	Reynard FF89	13	16:17.323	1:13.348	74.208	11	72.401
DNF	18	Alan Davidson	Mondaile M89S	12	14:30.867	1:09.448	78.375	8	75.001

Margin of Victory

Avg. Speed

Best Lap Tm

Best Speed

Best Lap by

4.385

77.730

1:07.712

80.385

28 - David McCullough

Results provisional until the conclusion of judicial and technical matters

Orbits

Chief Timekeeper: D.Bradfield

Clerk of the Course: Chris Edwards

Live timing available at timing.rhwright.co.uk

www.mylaps.com

Licensed to: R.H.Wright Timing

Printed: 30/09/2023 16:26:39



Martin Donnelly Trophy Race Meeting


Formula Ford 1600

Kirkistown 500 MRCI 1.512 miles

Race 2 (Martin Donnelly Trophy R11)

30/09/2023 16:00

Race (15:00 and 1 Laps) started at 16:06:56



Lap	Lap Tm	Diff	Time of Day
(3) Jordan Dempsey			
1	1:16.858	+8.372	16:08:15.989
2	1:09.699	+1.213	16:09:25.688
3	1:09.751	+1.265	16:10:35.439
4	1:09.474	+0.988	16:11:44.913
5	1:09.872	+1.386	16:12:54.785
6	1:09.656	+1.170	16:14:04.441
7	1:10.270	+1.784	16:15:14.711
8	1:09.148	+0.662	16:16:23.859
9	1:08.853	+0.367	16:17:32.712
10	1:09.018	+0.532	16:18:41.730
11	1:08.486		16:19:50.216
12	1:08.575	+0.089	16:20:58.791
13	1:08.644	+0.158	16:22:07.435
14	1:09.623	+1.137	16:23:17.058
(26) Jason Smyth			
1	1:14.735	+6.146	16:08:14.045
2	1:10.376	+1.787	16:09:24.421
3	1:09.834	+1.245	16:10:34.255
4	1:09.184	+0.595	16:11:43.439
5	1:10.260	+1.671	16:12:53.699
6	1:09.276	+0.687	16:14:02.975
7	1:09.306	+0.717	16:15:12.281
8	1:09.214	+0.625	16:16:21.495
9	1:09.429	+0.840	16:17:30.924
10	1:08.589		16:18:39.513
11	1:09.153	+0.564	16:19:48.666
12	1:09.063	+0.474	16:20:57.729
13	1:13.976	+5.387	16:22:11.705
14	1:09.738	+1.149	16:23:21.443
(28) David McCullough			
1	1:16.351	+8.639	16:08:16.494
2	1:09.751	+2.039	16:09:26.245
3	1:14.165	+6.453	16:10:40.410
4	1:09.011	+1.299	16:11:49.421
5	1:08.853	+1.141	16:12:58.274
6	1:08.862	+1.150	16:14:07.136
7	1:08.570	+0.858	16:15:15.706
8	1:08.885	+1.173	16:16:24.591
9	1:09.653	+1.941	16:17:34.244
10	1:08.439	+0.727	16:18:42.683
11	1:07.712		16:19:50.395
12	1:09.143	+1.431	16:20:59.538
13	1:12.332	+4.620	16:22:11.870
14	1:09.878	+2.166	16:23:21.748
(55) Noel Robinson			
1	1:17.424	+8.515	16:08:16.988
2	1:10.836	+1.927	16:09:27.824
3	1:10.110	+1.201	16:10:37.934
4	1:12.949	+4.040	16:11:50.883
5	1:09.334	+0.425	16:13:00.217
6	1:11.014	+2.105	16:14:11.231
7	1:09.597	+0.688	16:15:20.828
8	1:20.289	+11.380	16:16:41.117
9	1:09.287	+0.378	16:17:50.404
10	1:09.504	+0.595	16:18:59.908
11	1:08.909		16:20:08.817
12	1:09.538	+0.629	16:21:18.355
13	1:12.017	+3.108	16:22:30.372
14	1:09.309	+0.400	16:23:39.681
(46) Mark McKenna			
1	1:16.569	+4.787	16:08:17.306
2	1:13.771	+1.989	16:09:31.077
3	1:12.251	+0.469	16:10:43.328
4	1:11.782		16:11:55.110
5	1:11.871	+0.089	16:13:06.981
6	1:12.076	+0.294	16:14:19.057
7	1:12.247	+0.465	16:15:31.304
8	1:12.292	+0.510	16:16:43.596

Lap	Lap Tm	Diff	Time of Day
9	1:12.953	+1.171	16:17:56.549
10	1:12.545	+0.763	16:19:09.094
11	1:11.923	+0.141	16:20:21.017
12	1:12.794	+1.012	16:21:33.811
13	1:12.710	+0.928	16:22:46.521
14	1:12.013	+0.231	16:23:58.534
(8) Philip Harris			
1	1:18.145	+6.462	16:08:19.009
2	1:13.017	+1.334	16:09:32.026
3	1:13.335	+1.652	16:10:45.361
4	1:12.361	+0.678	16:11:57.722
5	1:12.396	+0.713	16:13:10.118
6	1:12.833	+1.150	16:14:22.951
7	1:11.746	+0.063	16:15:34.697
8	1:11.683		16:16:46.380
9	1:11.939	+0.256	16:17:58.319
10	1:11.781	+0.098	16:19:10.100
11	1:12.422	+0.739	16:20:22.522
12	1:12.307	+0.624	16:21:34.829
13	1:12.485	+0.802	16:22:47.314
14	1:12.019	+0.336	16:23:59.333
(90) Henry Campbell			
1	1:20.037	+7.014	16:08:21.384
2	1:15.875	+2.852	16:09:37.259
3	1:14.914	+1.891	16:10:52.173
4	1:14.790	+1.767	16:12:06.963
5	1:14.190	+1.167	16:13:21.153
6	1:14.044	+1.021	16:14:35.197
7	1:13.958	+0.935	16:15:49.155
8	1:14.040	+1.017	16:17:03.195
9	1:14.328	+1.305	16:18:17.523
10	1:13.638	+0.615	16:19:31.161
11	1:13.023		16:20:44.184
12	1:13.157	+0.134	16:21:57.341
13	1:13.949	+0.926	16:23:11.290
14	1:14.328	+1.305	16:24:25.618
(23) David Nichol			
1	1:19.452	+6.104	16:08:20.584
2	1:20.231	+6.883	16:09:40.815
3	1:14.268	+0.920	16:10:55.083
4	1:13.674	+0.326	16:12:08.757
5	1:13.878	+0.530	16:13:22.635
6	1:13.716	+0.368	16:14:36.351
7	1:14.001	+0.653	16:15:50.352
8	1:14.180	+0.832	16:17:04.532
9	1:13.776	+0.428	16:18:18.308
10	1:13.485	+0.137	16:19:31.793
11	1:13.348		16:20:45.141
12	1:15.105	+1.757	16:22:00.246
13	1:13.789	+0.441	16:23:14.035
(18) Alan Davidson			
1	1:13.948	+4.500	16:08:14.055
2	1:10.810	+1.362	16:09:24.865
3	1:10.058	+0.610	16:10:34.923
4	1:09.607	+0.159	16:11:44.530
5	1:09.811	+0.363	16:12:54.341
6	1:09.737	+0.289	16:14:04.078
7	1:10.361	+0.913	16:15:14.439
8	1:09.448		16:16:23.887
9	1:10.823	+1.375	16:17:34.710
10	1:12.302	+2.854	16:18:47.012
11	1:19.335	+9.887	16:20:06.347
12	1:21.232	+11.784	16:21:27.579

Results provisional until the conclusion of judicial and technical matters

Orbits

Chief Timekeeper: D.Bradfield

Clerk of the Course: Chris Edwards

Live timing available at timing.rhwright.co.uk

www.mylaps.com

Licensed to: R.H.Wright Timing