



500MRCI "End of Season" Race Meeting


Libre Saloons/GT

Kirkistown 500 MRCI 1.512 miles

Qualifying (Q1)

21/10/2023 09:00

Qualifying started at 9:24:50



| Lap | Lap Tm | Diff | Time of Day |
|-----------------------------|----------|-----------|-------------|
| (142) Paul Parr | | | |
| 1 | 1:06.691 | +2.105 | 9:27:35.542 |
| 2 | 1:07.544 | +2.958 | 9:28:43.086 |
| 3 | 1:05.886 | +1.300 | 9:29:48.972 |
| 4 | 1:04.867 | +0.281 | 9:30:53.839 |
| 5 | 1:04.586 | | 9:31:58.425 |
| 6 | 1:05.338 | +0.752 | 9:33:03.763 |
| 7 | 1:13.084 | +8.498 | 9:34:16.847 |
| 8 | 1:05.015 | +0.429 | 9:35:21.862 |
| (144) Gavin Kilkey | | | |
| 1 | 1:20.526 | +13.872 | 9:28:00.972 |
| 2 | 1:21.533 | +14.879 | 9:29:22.505 |
| 3 | 1:22.883 | +16.229 | 9:30:45.388 |
| 4 | 1:09.300 | +2.646 | 9:31:54.688 |
| 5 | 1:20.359 | +13.705 | 9:33:15.047 |
| 6 | 1:07.642 | +0.988 | 9:34:22.689 |
| 7 | 1:06.654 | | 9:35:29.343 |
| (63) Patrick Corbett | | | |
| 1 | 1:22.136 | +15.243 | 9:27:56.787 |
| 2 | 1:20.690 | +13.797 | 9:29:17.477 |
| 3 | 1:14.617 | +7.724 | 9:30:32.094 |
| 4 | 1:10.562 | +3.669 | 9:31:42.656 |
| 5 | 1:07.440 | +0.547 | 9:32:50.096 |
| 6 | 1:06.893 | | 9:33:56.989 |
| 7 | 1:09.199 | +2.306 | 9:35:06.188 |
| (212) Gareth Blaine | | | |
| 1 | 1:41.751 | +33.184 | 9:28:10.696 |
| 2 | 1:17.219 | +8.652 | 9:29:27.915 |
| 3 | 1:11.933 | +3.366 | 9:30:39.848 |
| 4 | 1:10.933 | +2.366 | 9:31:50.781 |
| 5 | 1:09.066 | +0.499 | 9:32:59.847 |
| 6 | 1:08.567 | | 9:34:08.414 |
| 7 | 1:08.929 | +0.362 | 9:35:17.343 |
| (61) Davy Smyth | | | |
| 1 | 1:49.997 | +41.305 | 9:28:51.469 |
| 2 | 1:40.242 | +31.550 | 9:30:31.711 |
| 3 | 1:14.068 | +5.376 | 9:31:45.779 |
| 4 | 1:10.231 | +1.539 | 9:32:56.010 |
| 5 | 1:08.692 | | 9:34:04.702 |
| 6 | 1:46.884 | +38.192 | 9:35:51.586 |
| (34) David McMinn | | | |
| 1 | 1:16.566 | +6.867 | 9:28:11.281 |
| 2 | 1:18.463 | +8.764 | 9:29:29.744 |
| 3 | 1:12.702 | +3.003 | 9:30:42.446 |
| 4 | 1:11.181 | +1.482 | 9:31:53.627 |
| 5 | 1:09.699 | | 9:33:03.326 |
| 6 | 2:25.523 | +1:15.824 | 9:35:28.849 |
| (222) Joe Yates | | | |
| 1 | 1:12.802 | +2.642 | 9:30:30.449 |
| 2 | 1:11.275 | +1.115 | 9:31:41.724 |
| 3 | 1:11.090 | +0.930 | 9:32:52.814 |
| 4 | 1:10.778 | +0.618 | 9:34:03.592 |
| 5 | 1:10.160 | | 9:35:13.752 |
| (333) John Newport | | | |
| 1 | 1:27.341 | +17.011 | 9:28:36.214 |
| 2 | 1:16.414 | +6.084 | 9:29:52.628 |
| 3 | 1:16.764 | +6.434 | 9:31:09.392 |
| 4 | 1:11.286 | +0.956 | 9:32:20.678 |
| 5 | 1:10.330 | | 9:33:31.008 |
| 6 | 1:18.951 | +8.621 | 9:34:49.959 |
| (633) Peter Baxter | | | |
| 1 | 1:11.785 | +1.436 | 9:27:41.372 |
| 2 | 1:10.349 | | 9:28:51.721 |
| (65) Stephen Conn | | | |

| Lap | Lap Tm | Diff | Time of Day |
|--------------------------|----------|---------|-------------|
| 1 | 1:16.463 | +2.920 | 9:27:30.605 |
| 2 | 1:16.002 | +2.459 | 9:28:46.607 |
| 3 | 1:15.006 | +1.463 | 9:30:01.613 |
| 4 | 1:14.453 | +0.910 | 9:31:16.066 |
| 5 | 1:15.362 | +1.819 | 9:32:31.428 |
| 6 | 1:13.835 | +0.292 | 9:33:45.263 |
| 7 | 1:13.543 | | 9:34:58.806 |
| (33) Donal O'Neil | | | |
| 1 | 1:25.230 | +8.560 | 9:28:30.148 |
| 2 | 1:21.517 | +4.847 | 9:29:51.665 |
| 3 | 1:21.160 | +4.490 | 9:31:12.825 |
| 4 | 1:20.153 | +3.483 | 9:32:32.978 |
| 5 | 1:16.787 | +0.117 | 9:33:49.765 |
| 6 | 1:16.670 | | 9:35:06.435 |
| (55) John Cardoo | | | |
| 1 | 1:33.676 | +10.790 | 9:29:00.743 |
| 2 | 1:27.472 | +4.586 | 9:30:28.215 |
| 3 | 1:31.430 | +8.544 | 9:31:59.645 |
| 4 | 1:22.886 | | 9:33:22.531 |
| 5 | 1:26.276 | +3.390 | 9:34:48.807 |

| Lap | Lap Tm | Diff | Time of Day |
|-----|--------|------|-------------|
|-----|--------|------|-------------|

Results provisional until the conclusion of judicial and technical matters

Orbits

Chief Timekeeper: D.Bradfield

Clerk of the Course: Chris Edwards

Live timing available at timing.rhwright.co.uk

www.mylaps.com

Licensed to: R.H.Wright Timing



R.H.Wright Timing

500MRCI "End of Season" Race Meeting

Sorted on best lap time

Libre Saloons/GT

Kirkistown 500 MRCI 1.512 miles

Qualifying (Q1)

21/10/2023 09:00

Qualifying started at 9:24:50

| Pos | No. | Name | Make | Best Tm | Diff | In Lap | Best Speed | 2nd Best | 2nd Lap |
|-----|-----|-----------------|--------------------|-----------------|--------|--------|------------|----------|---------|
| 1 | 142 | Paul Parr | 2.0t SEAT Leon | 1:04.586 | | 5 | 84.276 | 1:04.867 | 4 |
| 2 | 144 | Gavin Kilkey | 2.0 t SEAT Leon | 1:06.654 | 2.068 | 7 | 81.661 | 1:07.642 | 6 |
| 3 | 63 | Patrick Corbett | 2.0 SEAT Supercopa | 1:06.893 | 2.307 | 6 | 81.369 | 1:07.440 | 5 |
| 4 | 212 | Gareth Blaine | 2.0t SEAT Leon | 1:08.567 | 3.981 | 6 | 79.383 | 1:08.929 | 7 |
| 5 | 61 | Davy Smyth | BMW 135i | 1:08.692 | 4.106 | 5 | 79.238 | 1:10.231 | 4 |
| 6 | 34 | David McMinn | 1.9d SEAT Ibiza | 1:09.699 | 5.113 | 5 | 78.093 | 1:11.181 | 4 |
| 7 | 222 | Joe Yates | 2.0 SHP Wildcat | 1:10.160 | 5.574 | 5 | 77.580 | 1:10.778 | 4 |
| 8 | 333 | John Newport | SHP Wildcat | 1:10.330 | 5.744 | 5 | 77.393 | 1:11.286 | 4 |
| 9 | 633 | Peter Baxter | 2.0t SEAT Leon | 1:10.349 | 5.763 | 2 | 77.372 | 1:11.785 | 1 |
| 10 | 65 | Stephen Conn | 2.0 SHP Wildcat | 1:13.543 | 8.957 | 7 | 74.011 | 1:13.835 | 6 |
| 11 | 33 | Donal O'Neill | 1.8 SEAT Cupra | 1:16.670 | 12.084 | 6 | 70.993 | 1:16.787 | 5 |
| 12 | 55 | John Cardoo | 2.0 SHP Wildcat | 1:22.886 | 18.300 | 4 | 65.669 | 1:26.276 | 5 |
| 13 | 2 | Greer Wray | BMW E46 330Ci | | | 0 | - | | 0 |
| 14 | 49 | Philip Jones | 2.0 SHP Wildcat | | | 0 | - | | 0 |

Results provisional until the conclusion of judicial and technical matters

Orbits

Chief Timekeeper: D.Bradfield

Clerk of the Course: Chris Edwards

Live timing available at timing.rhwright.co.uk

www.mylaps.com

Licensed to: R.H.Wright Timing

Printed: 21/10/2023 09:36:20



500MRCI "End of Season" Race Meeting


Libre Saloons/GT

Kirkistown 500 MRCI 1.512 miles

Race 1 (R1)

21/10/2023 10:40

Race (12:00 and 1 Laps) started at 10:52:17



| Lap | Lap Tm | Diff | Time of Day |
|------------------------|----------|--------|--------------|
| (142) Paul Parr | | | |
| 1 | 1:10.865 | +7.057 | 10:53:30.375 |
| 2 | 1:04.555 | +0.747 | 10:54:34.930 |
| 3 | 1:04.158 | +0.350 | 10:55:39.088 |
| 4 | 1:04.164 | +0.356 | 10:56:43.252 |
| 5 | 1:04.293 | +0.485 | 10:57:47.545 |
| 6 | 1:03.808 | | 10:58:51.353 |
| 7 | 1:04.467 | +0.659 | 10:59:55.820 |
| 8 | 1:04.382 | +0.574 | 11:01:00.202 |
| 9 | 1:06.442 | +2.634 | 11:02:06.644 |
| 10 | 1:09.915 | +6.107 | 11:03:16.559 |
| 11 | 1:08.530 | +4.722 | 11:04:25.089 |
| 12 | 1:08.797 | +4.989 | 11:05:33.886 |

| Lap | Lap Tm | Diff | Time of Day |
|-----------------------------|----------|---------|--------------|
| (63) Patrick Corbett | | | |
| 1 | 1:13.339 | +9.563 | 10:53:33.577 |
| 2 | 1:07.978 | +4.202 | 10:54:41.555 |
| 3 | 1:06.120 | +2.344 | 10:55:47.675 |
| 4 | 1:05.043 | +1.267 | 10:56:52.718 |
| 5 | 1:04.410 | +0.634 | 10:57:57.128 |
| 6 | 1:03.776 | | 10:59:00.904 |
| 7 | 1:04.144 | +0.368 | 11:00:05.048 |
| 8 | 1:04.360 | +0.584 | 11:01:09.408 |
| 9 | 1:12.022 | +8.246 | 11:02:21.430 |
| 10 | 1:17.985 | +14.209 | 11:03:39.415 |
| 11 | 1:15.562 | +11.786 | 11:04:54.977 |
| 12 | 1:15.564 | +11.788 | 11:06:10.541 |

| Lap | Lap Tm | Diff | Time of Day |
|----------------------------|----------|---------|--------------|
| (212) Gareth Blaine | | | |
| 1 | 1:14.753 | +10.072 | 10:53:35.678 |
| 2 | 1:07.762 | +3.081 | 10:54:43.440 |
| 3 | 1:06.284 | +1.603 | 10:55:49.724 |
| 4 | 1:05.621 | +0.940 | 10:56:55.345 |
| 5 | 1:05.575 | +0.894 | 10:58:00.920 |
| 6 | 1:04.681 | | 10:59:05.601 |
| 7 | 1:05.382 | +0.701 | 11:00:10.983 |
| 8 | 1:06.184 | +1.503 | 11:01:17.167 |
| 9 | 1:14.538 | +9.857 | 11:02:31.705 |
| 10 | 1:16.129 | +11.448 | 11:03:47.834 |
| 11 | 1:14.643 | +9.962 | 11:05:02.477 |
| 12 | 1:20.743 | +16.062 | 11:06:23.220 |

| Lap | Lap Tm | Diff | Time of Day |
|--------------------------|----------|--------|--------------|
| (34) David McMinn | | | |
| 1 | 1:16.444 | +8.130 | 10:53:37.527 |
| 2 | 1:10.201 | +1.887 | 10:54:47.728 |
| 3 | 1:09.580 | +1.266 | 10:55:57.308 |
| 4 | 1:08.314 | | 10:57:05.622 |
| 5 | 1:09.577 | +1.263 | 10:58:15.199 |
| 6 | 1:08.541 | +0.227 | 10:59:23.740 |
| 7 | 1:08.593 | +0.279 | 11:00:32.333 |
| 8 | 1:09.744 | +1.430 | 11:01:42.077 |
| 9 | 1:12.516 | +4.202 | 11:02:54.593 |
| 10 | 1:12.479 | +4.165 | 11:04:07.072 |
| 11 | 1:12.137 | +3.823 | 11:05:19.209 |
| 12 | 1:12.081 | +3.767 | 11:06:31.290 |

| Lap | Lap Tm | Diff | Time of Day |
|------------------------|----------|---------|--------------|
| (222) Joe Yates | | | |
| 1 | 1:20.273 | +11.065 | 10:53:42.142 |
| 2 | 1:10.556 | +1.348 | 10:54:52.698 |
| 3 | 1:10.994 | +1.786 | 10:56:03.692 |
| 4 | 1:09.838 | +0.630 | 10:57:13.530 |
| 5 | 1:08.208 | | 10:58:22.738 |
| 6 | 1:09.296 | +0.088 | 10:59:32.034 |
| 7 | 1:09.208 | | 11:00:41.242 |
| 8 | 1:14.962 | +5.754 | 11:01:56.204 |
| 9 | 1:15.986 | +6.778 | 11:03:12.190 |
| 10 | 1:17.071 | +7.863 | 11:04:29.261 |
| 11 | 1:16.295 | +7.087 | 11:05:45.556 |

| Lap | Lap Tm | Diff | Time of Day |
|---------------------------|----------|--------|--------------|
| (33) Donal O'Neill | | | |
| 1 | 1:20.231 | +8.780 | 10:53:42.497 |
| 2 | 1:14.394 | +2.943 | 10:54:56.891 |
| 3 | 1:13.234 | +1.783 | 10:56:10.125 |

| Lap | Lap Tm | Diff | Time of Day |
|-----|----------|--------|--------------|
| 4 | 1:12.231 | +0.780 | 10:57:22.356 |
| 5 | 1:12.303 | +0.852 | 10:58:34.659 |
| 6 | 1:11.451 | | 10:59:46.110 |
| 7 | 1:11.835 | +0.384 | 11:00:57.945 |
| 8 | 1:14.062 | +2.611 | 11:02:12.007 |
| 9 | 1:17.445 | +5.994 | 11:03:29.452 |
| 10 | 1:17.229 | +5.778 | 11:04:46.681 |
| 11 | 1:18.220 | +6.769 | 11:06:04.901 |

| Lap | Lap Tm | Diff | Time of Day |
|---------------------------|----------|---------|--------------|
| (333) John Newport | | | |
| 1 | 1:17.827 | +7.595 | 10:53:39.637 |
| 2 | 1:10.232 | | 10:54:49.869 |
| 3 | 1:10.498 | +0.266 | 10:56:00.367 |
| 4 | 1:10.448 | +0.216 | 10:57:10.815 |
| 5 | 1:11.635 | +1.403 | 10:58:22.450 |
| 6 | 1:10.803 | +0.571 | 10:59:33.253 |
| 7 | 1:23.695 | +13.463 | 11:00:56.948 |
| 8 | 1:13.645 | +3.413 | 11:02:10.593 |
| 9 | 1:14.331 | +4.099 | 11:03:24.924 |
| 10 | 1:20.002 | +9.770 | 11:04:44.926 |
| 11 | 1:20.604 | +10.372 | 11:06:05.530 |

| Lap | Lap Tm | Diff | Time of Day |
|--------------------------|----------|--------|--------------|
| (49) Philip Jones | | | |
| 1 | 1:19.002 | +5.983 | 10:53:41.183 |
| 2 | 1:13.142 | +0.123 | 10:54:54.325 |
| 3 | 1:13.680 | +0.661 | 10:56:08.005 |
| 4 | 1:13.239 | +0.220 | 10:57:21.244 |
| 5 | 1:17.352 | +4.333 | 10:58:38.596 |
| 6 | 1:13.019 | | 10:59:51.615 |
| 7 | 1:14.269 | +1.250 | 11:01:05.884 |
| 8 | 1:19.999 | +6.980 | 11:02:25.883 |
| 9 | 1:18.300 | +5.281 | 11:03:44.183 |
| 10 | 1:17.248 | +4.229 | 11:05:01.431 |
| 11 | 1:17.577 | +4.558 | 11:06:19.008 |

| Lap | Lap Tm | Diff | Time of Day |
|-------------------------|----------|---------|--------------|
| (55) John Cardoo | | | |
| 1 | 1:30.478 | +14.332 | 10:53:52.963 |
| 2 | 1:16.821 | +0.675 | 10:55:09.784 |
| 3 | 1:16.651 | +0.505 | 10:56:26.435 |
| 4 | 1:17.199 | +1.053 | 10:57:43.634 |
| 5 | 1:16.146 | | 10:58:59.780 |
| 6 | 1:17.634 | +1.488 | 11:00:17.414 |
| 7 | 1:16.923 | +0.777 | 11:01:34.337 |
| 8 | 1:18.896 | +2.750 | 11:02:53.233 |
| 9 | 1:21.481 | +5.335 | 11:04:14.714 |
| 10 | 1:19.203 | +3.057 | 11:05:33.917 |

| Lap | Lap Tm | Diff | Time of Day |
|--------------------------|----------|---------|--------------|
| (65) Stephen Conn | | | |
| 1 | 1:23.484 | +12.188 | 10:53:45.968 |
| p2 | 1:54.256 | +42.960 | 10:55:40.224 |
| 3 | 1:24.263 | +12.967 | 10:57:04.487 |
| 4 | 1:15.477 | +4.181 | 10:58:19.964 |
| 5 | 1:11.296 | | 10:59:31.260 |
| 6 | 1:19.593 | +8.297 | 11:00:50.853 |
| 7 | 1:14.230 | +2.934 | 11:02:05.083 |
| 8 | 1:17.303 | +6.007 | 11:03:22.386 |
| 9 | 1:22.710 | +11.414 | 11:04:45.096 |
| 10 | 1:18.967 | +7.671 | 11:06:04.063 |

| Lap | Lap Tm | Diff | Time of Day |
|---------------------------|----------|-----------|--------------|
| (144) Gavin Kilkey | | | |
| 1 | 1:14.374 | +9.700 | 10:53:34.107 |
| 2 | 1:09.180 | +4.506 | 10:54:43.287 |
| 3 | 1:05.826 | +1.152 | 10:55:49.113 |
| 4 | 1:04.674 | | 10:56:53.787 |
| 5 | 1:17.576 | +12.902 | 10:58:11.363 |
| p6 | 1:43.799 | +39.125 | 10:59:55.162 |
| p7 | 2:20.698 | +1:16.024 | 11:02:15.860 |
| 8 | 1:34.107 | +29.433 | 11:03:49.967 |
| 9 | 1:16.014 | +11.340 | 11:05:05.981 |
| 10 | 1:18.636 | +13.962 | 11:06:24.617 |

| Lap | Lap Tm | Diff | Time of Day |
|------------------------|----------|--------|--------------|
| (61) Davy Smyth | | | |
| 1 | 1:17.108 | +8.272 | 10:53:38.514 |
| 2 | 1:10.162 | +1.326 | 10:54:48.676 |

Results provisional until the conclusion of judicial and technical matters

Orbits

Chief Timekeeper: D.Bradfield

Clerk of the Course: Chris Edwards

Live timing available at timing.rhwright.co.uk

www.mylaps.com

Licensed to: R.H.Wright Timing



R.H.Wright Timing

500MRCI "End of Season" Race Meeting

Sorted on Laps

Libre Saloons/GT

Kirkistown 500 MRCI 1.512 miles

Race 1 (R1)

21/10/2023 10:40

Race (12:00 and 1 Laps) started at 10:52:17

| Pos | No. | Name | Make | Laps | Total Tm | Best Tm | Best Speed | In Lap | Avg. Speed |
|-----------------------|-----|-----------------|--------------------|------|-----------|----------|------------|--------|------------|
| GT | | | | | | | | | |
| 1 | 222 | Joe Yates | 2.0 SHP Wildcat | 11 | 13:28.196 | 1:09.208 | 78.647 | 5 | 74.083 |
| 2 | 333 | John Newport | SHP Wildcat | 11 | 13:48.170 | 1:10.232 | 77.501 | 2 | 72.296 |
| 3 | 49 | Philip Jones | 2.0 SHP Wildcat | 11 | 14:01.648 | 1:13.019 | 74.543 | 6 | 71.138 |
| 4 | 55 | John Cardoo | 2.0 SHP Wildcat | 10 | 13:16.557 | 1:16.146 | 71.481 | 5 | 68.332 |
| 5 | 65 | Stephen Conn | 2.0 SHP Wildcat | 10 | 13:46.703 | 1:11.296 | 76.344 | 5 | 65.840 |
| Libre Saloons | | | | | | | | | |
| 1 | 142 | Paul Parr | 2.0t SEAT Leon | 12 | 13:16.526 | 1:03.808 | 85.303 | 6 | 82.001 |
| 2 | 63 | Patrick Corbett | 2.0 SEAT Supercopa | 12 | 13:53.181 | 1:03.776 | 85.346 | 6 | 78.394 |
| 3 | 212 | Gareth Blaine | 2.0t SEAT Leon | 12 | 14:05.860 | 1:04.681 | 84.152 | 6 | 77.219 |
| 4 | 34 | David McMinn | 1.9d SEAT Ibiza | 12 | 14:13.930 | 1:08.314 | 79.676 | 4 | 76.489 |
| 5 | 33 | Donal O'Neill | 1.8 SEAT Cupra | 11 | 13:47.541 | 1:11.451 | 76.178 | 6 | 72.351 |
| 6 | 144 | Gavin Kilkey | 2.0 t SEAT Leon | 10 | 14:07.257 | 1:04.674 | 84.161 | 4 | 64.243 |
| Not classified | | | | | | | | | |
| DNF | 61 | Davy Smyth | BMW 135i | 4 | 4:49.781 | 1:08.836 | 79.072 | 3 | 75.133 |
| DNS | 633 | Peter Baxter | 2.0t SEAT Leon | | | | | 0 | |

| Margin of Victory | Avg. Speed | Best Lap Tm | Best Speed | Best Lap by |
|-------------------|------------|-------------|------------|----------------------|
| 36.655 | 82.001 | 1:03.776 | 85.346 | 63 - Patrick Corbett |

Results provisional until the conclusion of judicial and technical matters

Orbits

Chief Timekeeper: D.Bradfield

Clerk of the Course: Chris Edwards

Live timing available at timing.rhwright.co.uk

www.mylaps.com

Licensed to: R.H.Wright Timing

Printed: 21/10/2023 11:06:51



500MRCI "End of Season" Race Meeting

Libre Saloons/GT

Kirkistown 500 MRCI 1.512 miles

Race 1 (R1)

21/10/2023 10:40

Race (12:00 and 1 Laps)

| | | |
|---|-----|-----|
| 7 | 2 | 49 |
| | 13 | 14 |
| 6 | 33 | 55 |
| | 11 | 12 |
| 5 | 633 | 65 |
| | 9 | 10 |
| 4 | 222 | 333 |
| | 7 | 8 |
| 3 | 61 | 34 |
| | 5 | 6 |
| 2 | 63 | 212 |
| | 3 | 4 |
| 1 | 142 | 144 |
| | 1 | 2 |

POLE POSITION

Results provisional until the conclusion of judicial and technical matters

Orbits

Chief Timekeeper: D.Bradfield

Clerk of the Course: Chris Edwards

Live timing available at timing.rhwright.co.uk

www.mylaps.com

Licensed to: R.H.Wright Timing

Printed: 21/10/2023 09:37:15



500MRCI "End of Season" Race Meeting


Libre Saloons/GT

Kirkistown 500 MRCI 1.512 miles

Race 2 (R6)

21/10/2023 13:10

Race (12:00 and 1 Laps) started at 12:50:56



| Lap | Lap Tm | Diff | Time of Day |
|------------------------|----------|--------|--------------|
| (142) Paul Parr | | | |
| 1 | 1:10.997 | +7.358 | 12:52:09.658 |
| 2 | 1:04.509 | +0.870 | 12:53:14.167 |
| 3 | 1:04.562 | +0.923 | 12:54:18.729 |
| 4 | 1:03.789 | +0.150 | 12:55:22.518 |
| 5 | 1:03.639 | | 12:56:26.157 |
| 6 | 1:04.033 | +0.394 | 12:57:30.190 |
| 7 | 1:03.847 | +0.208 | 12:58:34.037 |
| 8 | 1:04.046 | +0.407 | 12:59:38.083 |
| 9 | 1:04.058 | +0.419 | 13:00:42.141 |
| 10 | 1:04.267 | +0.628 | 13:01:46.408 |
| 11 | 1:03.829 | +0.190 | 13:02:50.237 |
| 12 | 1:03.721 | +0.082 | 13:03:53.958 |
| 13 | 1:05.436 | +1.797 | 13:04:59.394 |

| Lap | Lap Tm | Diff | Time of Day |
|-----------------------------|----------|--------|--------------|
| (63) Patrick Corbett | | | |
| 1 | 1:12.866 | +9.915 | 12:52:11.982 |
| 2 | 1:04.404 | +1.453 | 12:53:16.386 |
| 3 | 1:04.453 | +1.502 | 12:54:20.839 |
| 4 | 1:04.370 | +1.419 | 12:55:25.209 |
| 5 | 1:03.561 | +0.610 | 12:56:28.770 |
| 6 | 1:03.108 | +0.157 | 12:57:31.878 |
| 7 | 1:04.639 | +1.688 | 12:58:36.517 |
| 8 | 1:08.238 | +5.287 | 12:59:44.755 |
| 9 | 1:04.882 | +1.931 | 13:00:49.637 |
| 10 | 1:02.951 | | 13:01:52.588 |
| 11 | 1:03.104 | +0.153 | 13:02:55.692 |
| 12 | 1:03.850 | +0.899 | 13:03:59.542 |
| 13 | 1:04.642 | +1.691 | 13:05:04.184 |

| Lap | Lap Tm | Diff | Time of Day |
|----------------------------|----------|---------|--------------|
| (212) Gareth Blaine | | | |
| 1 | 1:12.247 | +8.686 | 12:52:12.311 |
| 2 | 1:05.638 | +2.057 | 12:53:17.949 |
| 3 | 1:05.405 | +1.824 | 12:54:23.354 |
| 4 | 1:05.315 | +1.734 | 12:55:28.669 |
| 5 | 1:04.330 | +0.749 | 12:56:32.999 |
| 6 | 1:04.151 | +0.570 | 12:57:37.150 |
| 7 | 1:04.343 | +0.762 | 12:58:41.493 |
| 8 | 1:04.300 | +0.719 | 12:59:45.793 |
| 9 | 1:04.060 | +0.479 | 13:00:49.853 |
| 10 | 1:03.581 | | 13:01:53.434 |
| 11 | 1:04.602 | +1.021 | 13:02:58.036 |
| 12 | 1:09.903 | +6.322 | 13:04:07.939 |
| 13 | 1:18.101 | +14.520 | 13:05:26.040 |

| Lap | Lap Tm | Diff | Time of Day |
|---------------------------|----------|--------|--------------|
| (144) Gavin Kilkey | | | |
| 1 | 1:11.281 | +6.759 | 12:52:11.183 |
| 2 | 1:05.384 | +0.862 | 12:53:16.567 |
| 3 | 1:05.746 | +1.224 | 12:54:22.313 |
| 4 | 1:05.100 | +0.578 | 12:55:27.413 |
| 5 | 1:04.522 | | 12:56:31.935 |
| 6 | 1:04.656 | +0.134 | 12:57:36.591 |
| 7 | 1:06.117 | +1.595 | 12:58:42.708 |
| 8 | 1:08.276 | +3.754 | 12:59:50.984 |
| 9 | 1:09.906 | +5.384 | 13:01:00.890 |
| 10 | 1:07.347 | +2.825 | 13:02:08.237 |
| 11 | 1:07.643 | +3.121 | 13:03:15.880 |
| 12 | 1:07.346 | +2.824 | 13:04:23.226 |
| 13 | 1:09.885 | +5.363 | 13:05:33.111 |

| Lap | Lap Tm | Diff | Time of Day |
|--------------------------|----------|--------|--------------|
| (34) David McMinn | | | |
| 1 | 1:13.431 | +6.614 | 12:52:14.221 |
| 2 | 1:07.756 | +0.939 | 12:53:21.977 |
| 3 | 1:07.046 | +0.229 | 12:54:29.023 |
| 4 | 1:07.035 | +0.218 | 12:55:36.058 |
| 5 | 1:07.057 | +0.240 | 12:56:43.115 |
| 6 | 1:07.376 | +0.559 | 12:57:50.491 |
| 7 | 1:06.817 | | 12:58:57.308 |
| 8 | 1:07.385 | +0.568 | 13:00:04.693 |
| 9 | 1:07.460 | +0.643 | 13:01:12.153 |
| 10 | 1:07.459 | +0.642 | 13:02:19.612 |
| 11 | 1:07.096 | +0.279 | 13:03:26.708 |
| 12 | 1:06.976 | +0.159 | 13:04:33.684 |

| Lap | Lap Tm | Diff | Time of Day |
|------------------------|----------|--------|--------------|
| (222) Joe Yates | | | |
| 13 | 1:06.893 | +0.076 | 13:05:40.577 |
| 1 | 1:17.193 | +8.721 | 12:52:17.263 |
| 2 | 1:10.619 | +2.147 | 12:53:27.882 |
| 3 | 1:10.804 | +2.332 | 12:54:38.686 |
| 4 | 1:09.260 | +0.788 | 12:55:47.946 |
| 5 | 1:08.472 | | 12:56:56.418 |
| 6 | 1:08.529 | +0.057 | 12:58:04.947 |
| 7 | 1:08.788 | +0.316 | 12:59:13.735 |
| 8 | 1:08.759 | +0.287 | 13:00:22.494 |
| 9 | 1:09.204 | +0.732 | 13:01:31.698 |
| 10 | 1:09.200 | +0.728 | 13:02:40.898 |
| 11 | 1:08.592 | +0.120 | 13:03:49.490 |
| 12 | 1:08.610 | +0.138 | 13:04:58.100 |
| 13 | 1:08.925 | +0.453 | 13:06:07.025 |

| Lap | Lap Tm | Diff | Time of Day |
|---------------------------|----------|--------|--------------|
| (333) John Newport | | | |
| 1 | 1:15.827 | +6.799 | 12:52:16.693 |
| 2 | 1:10.979 | +1.951 | 12:53:27.672 |
| 3 | 1:10.298 | +1.270 | 12:54:37.970 |
| 4 | 1:10.207 | +1.179 | 12:55:48.177 |
| 5 | 1:09.221 | +0.193 | 12:56:57.398 |
| 6 | 1:09.023 | | 12:58:06.426 |
| 7 | 1:09.542 | +0.514 | 12:59:15.968 |
| 8 | 1:09.659 | +0.631 | 13:00:25.627 |
| 9 | 1:10.167 | +1.139 | 13:01:35.794 |
| 10 | 1:10.212 | +1.184 | 13:02:46.006 |
| 11 | 1:10.024 | +0.996 | 13:03:56.030 |
| 12 | 1:13.398 | +4.370 | 13:05:09.428 |

| Lap | Lap Tm | Diff | Time of Day |
|--------------------------|----------|---------|--------------|
| (65) Stephen Conn | | | |
| 1 | 1:23.057 | +13.026 | 12:52:24.366 |
| 2 | 1:12.819 | +2.788 | 12:53:37.185 |
| 3 | 1:12.604 | +2.573 | 12:54:49.789 |
| 4 | 1:12.996 | +2.965 | 12:56:02.785 |
| 5 | 1:12.347 | +2.316 | 12:57:15.132 |
| 6 | 1:12.852 | +2.821 | 12:58:27.984 |
| 7 | 1:12.944 | +2.913 | 12:59:40.928 |
| 8 | 1:12.319 | +2.288 | 13:00:53.247 |
| 9 | 1:14.952 | +4.921 | 13:02:08.199 |
| 10 | 1:15.902 | +5.871 | 13:03:24.101 |
| 11 | 1:15.291 | +5.260 | 13:04:39.392 |
| 12 | 1:10.031 | | 13:05:49.423 |

| Lap | Lap Tm | Diff | Time of Day |
|--------------------------|----------|---------|--------------|
| (49) Philip Jones | | | |
| 1 | 1:18.345 | +5.762 | 12:52:20.532 |
| 2 | 1:14.504 | +1.921 | 12:53:35.036 |
| 3 | 1:13.726 | +1.143 | 12:54:48.762 |
| 4 | 1:13.493 | +0.910 | 12:56:02.255 |
| 5 | 1:12.754 | +0.171 | 12:57:15.009 |
| 6 | 1:14.287 | +1.704 | 12:58:29.296 |
| 7 | 1:24.119 | +11.536 | 12:59:53.415 |
| 8 | 1:14.415 | +1.832 | 13:01:07.830 |
| 9 | 1:13.139 | +0.556 | 13:02:20.969 |
| 10 | 1:12.648 | +0.065 | 13:03:33.617 |
| 11 | 1:12.583 | | 13:04:46.200 |
| 12 | 1:13.131 | +0.548 | 13:05:59.331 |

| Lap | Lap Tm | Diff | Time of Day |
|---------------------------|----------|-----------|--------------|
| (33) Donal O'Neill | | | |
| p1 | 4:56.277 | +3:45.911 | 12:55:57.999 |
| 2 | 1:21.801 | +11.435 | 12:57:19.800 |
| 3 | 1:16.044 | +5.678 | 12:58:35.844 |
| 4 | 1:14.766 | +4.400 | 12:59:50.610 |
| 5 | 1:12.490 | +2.124 | 13:01:03.100 |
| 6 | 1:12.481 | +2.115 | 13:02:15.581 |
| 7 | 1:11.437 | +1.071 | 13:03:27.018 |
| 8 | 1:11.087 | +0.721 | 13:04:38.105 |
| 9 | 1:10.366 | | 13:05:48.471 |

| Lap | Lap Tm | Diff | Time of Day |
|------------------------|----------|--------|--------------|
| (61) Davy Smyth | | | |
| 1 | 1:17.198 | +8.778 | 12:52:17.618 |
| 2 | 1:09.422 | +1.002 | 12:53:27.040 |
| 3 | 1:09.521 | +1.101 | 12:54:36.561 |

Results provisional until the conclusion of judicial and technical matters

Orbits

Chief Timekeeper: D.Bradfield

Clerk of the Course: Chris Edwards

Live timing available at timing.rhwright.co.uk

www.mylaps.com

Licensed to: R.H.Wright Timing



R.H.Wright Timing

500MRCI "End of Season" Race Meeting

Sorted on Laps

Libre Saloons/GT

Kirkistown 500 MRCI 1.512 miles

Race 2 (R6)

21/10/2023 13:10

Race (12:00 and 1 Laps) started at 12:50:56

| Pos | No. | Name | Make | Laps | Total Tm | Best Tm | Best Speed | In Lap | Avg. Speed |
|-----------------------|-----|-----------------|--------------------|------|-----------|----------|------------|--------|------------|
| GT | | | | | | | | | |
| 1 | 222 | Joe Yates | 2.0 SHP Wildcat | 13 | 15:10.339 | 1:08.472 | 79.493 | 5 | 77.728 |
| 2 | 333 | John Newport | SHP Wildcat | 12 | 14:12.742 | 1:09.028 | 78.852 | 6 | 76.596 |
| 3 | 65 | Stephen Conn | 2.0 SHP Wildcat | 12 | 14:52.737 | 1:10.031 | 77.723 | 12 | 73.164 |
| 4 | 49 | Philip Jones | 2.0 SHP Wildcat | 12 | 15:02.645 | 1:12.583 | 74.990 | 11 | 72.361 |
| Not classified | | | | | | | | | |
| DNF | 55 | John Cardoo | 2.0 SHP Wildcat | 3 | 4:01.536 | 1:15.901 | 71.712 | 2 | 67.605 |
| Libre Saloons | | | | | | | | | |
| 1 | 142 | Paul Parr | 2.0t SEAT Leon | 13 | 14:02.708 | 1:03.639 | 85.530 | 5 | 83.967 |
| 2 | 63 | Patrick Corbett | 2.0 SEAT Supercopa | 13 | 14:07.498 | 1:02.951 | 86.464 | 10 | 83.492 |
| 3 | 212 | Gareth Blaine | 2.0t SEAT Leon | 13 | 14:29.354 | 1:03.581 | 85.608 | 10 | 81.393 |
| 4 | 144 | Gavin Kilkey | 2.0 t SEAT Leon | 13 | 14:36.425 | 1:04.522 | 84.359 | 5 | 80.736 |
| 5 | 34 | David McMinn | 1.9d SEAT Ibiza | 13 | 14:43.891 | 1:06.817 | 81.462 | 7 | 80.054 |
| 6 | 33 | Donal O'Neill | 1.8 SEAT Cupra | 9 | 14:51.785 | 1:10.366 | 77.353 | 9 | 54.932 |
| Not classified | | | | | | | | | |
| DNF | 61 | Davy Smyth | BMW 135i | 5 | 5:57.728 | 1:08.420 | 79.553 | 4 | 76.078 |
| DNS | 633 | Peter Baxter | 2.0t SEAT Leon | | | | - | 0 | - |
| DNS | 2 | Greer Wray | BMW E46 330Ci | | | | - | 0 | - |

Margin of Victory

Avg. Speed

Best Lap Tm

Best Speed

Best Lap by

4.790

83.967

1:02.951

86.464

63 - Patrick Corbett

Results provisional until the conclusion of judicial and technical matters

Orbits

Chief Timekeeper: D.Bradfield

Clerk of the Course: Chris Edwards

Live timing available at timing.rhwright.co.uk

www.mylaps.com

Printed: 21/10/2023 13:06:22

Licensed to: R.H.Wright Timing



500MRCI "End of Season" Race Meeting

Libre Saloons/GT

Kirkistown 500 MRCI 1.512 miles

Race 2 (R6)

21/10/2023 13:10

Race (12:00 and 1 Laps)

| | | |
|---|-----|-----|
| 7 | 2 | 49 |
| | 13 | 14 |
| 6 | 33 | 55 |
| | 11 | 12 |
| 5 | 633 | 65 |
| | 9 | 10 |
| 4 | 34 | 333 |
| | 7 | 8 |
| 3 | 61 | 222 |
| | 5 | 6 |
| 2 | 144 | 212 |
| | 3 | 4 |
| 1 | 142 | 63 |
| | 1 | 2 |

POLE POSITION

Results provisional until the conclusion of judicial and technical matters

Orbits

Chief Timekeeper: D.Bradfield

Clerk of the Course: Chris Edwards

Live timing available at timing.rhwright.co.uk

www.mylaps.com

Licensed to: R.H.Wright Timing

Printed: 21/10/2023 09:41:17



500MRCI "End of Season" Race Meeting


Libre Saloons/GT

Kirkistown 500 MRCI 1.512 miles

Race 3 (R11)

21/10/2023 15:40

Race (12:00 and 1 Laps) started at 15:20:40



| Lap | Lap Tm | Diff | Time of Day |
|-----------------------------|----------|---------|--------------|
| (142) Paul Parr | | | |
| 1 | 1:11.198 | +9.046 | 15:21:53.150 |
| 2 | 1:03.402 | +1.250 | 15:22:56.552 |
| 3 | 1:02.794 | +0.642 | 15:23:59.346 |
| 4 | 1:02.666 | +0.514 | 15:25:02.012 |
| 5 | 1:02.152 | | 15:26:04.164 |
| 6 | 1:02.407 | +0.255 | 15:27:06.571 |
| 7 | 1:03.025 | +0.873 | 15:28:09.596 |
| 8 | 1:03.773 | +1.621 | 15:29:13.369 |
| 9 | 1:03.841 | +1.689 | 15:30:17.210 |
| 10 | 1:02.524 | +0.372 | 15:31:19.734 |
| 11 | 1:02.283 | +0.131 | 15:32:22.017 |
| 12 | 1:02.434 | +0.282 | 15:33:24.451 |
| 13 | 1:02.970 | +0.818 | 15:34:27.421 |
| (63) Patrick Corbett | | | |
| 1 | 1:10.135 | +7.837 | 15:21:52.426 |
| 2 | 1:03.217 | +0.919 | 15:22:55.643 |
| 3 | 1:02.750 | +0.452 | 15:23:58.393 |
| 4 | 1:02.799 | +0.501 | 15:25:01.192 |
| 5 | 1:03.351 | +1.053 | 15:26:04.543 |
| 6 | 1:02.726 | +0.428 | 15:27:07.269 |
| 7 | 1:03.058 | +0.760 | 15:28:10.327 |
| 8 | 1:03.279 | +0.981 | 15:29:13.606 |
| 9 | 1:03.754 | +1.456 | 15:30:17.360 |
| 10 | 1:02.864 | +0.566 | 15:31:20.224 |
| 11 | 1:02.298 | | 15:32:22.522 |
| 12 | 1:02.806 | +0.508 | 15:33:25.328 |
| 13 | 1:02.330 | +0.032 | 15:34:27.658 |
| (212) Gareth Blaine | | | |
| 1 | 1:11.034 | +8.081 | 15:21:54.024 |
| 2 | 1:03.866 | +0.913 | 15:22:57.890 |
| 3 | 1:03.064 | +0.111 | 15:24:00.954 |
| 4 | 1:03.016 | +0.063 | 15:25:03.970 |
| 5 | 1:03.045 | +0.092 | 15:26:07.015 |
| 6 | 1:02.953 | | 15:27:09.968 |
| 7 | 1:03.148 | +0.195 | 15:28:13.116 |
| 8 | 1:03.433 | +0.480 | 15:29:16.549 |
| 9 | 1:03.264 | +0.311 | 15:30:19.813 |
| 10 | 1:03.528 | +0.575 | 15:31:23.341 |
| 11 | 1:04.048 | +1.095 | 15:32:27.389 |
| 12 | 1:04.063 | +1.110 | 15:33:31.452 |
| 13 | 1:05.487 | +2.534 | 15:34:36.939 |
| (144) Gavin Kilkey | | | |
| 1 | 1:19.613 | +17.123 | 15:22:01.957 |
| 2 | 1:06.155 | +3.665 | 15:23:08.112 |
| 3 | 1:23.563 | +21.073 | 15:24:31.675 |
| 4 | 1:03.527 | +1.037 | 15:25:35.202 |
| 5 | 1:04.638 | +2.148 | 15:26:39.840 |
| 6 | 1:05.439 | +2.949 | 15:27:45.279 |
| 7 | 1:02.689 | +0.199 | 15:28:47.968 |
| 8 | 1:02.490 | | 15:29:50.458 |
| 9 | 1:03.073 | +0.583 | 15:30:53.531 |
| 10 | 1:03.864 | +1.374 | 15:31:57.395 |
| 11 | 1:04.993 | +2.503 | 15:33:02.388 |
| 12 | 1:03.090 | +0.600 | 15:34:05.478 |
| 13 | 1:02.926 | +0.436 | 15:35:08.404 |
| (34) David McMinn | | | |
| 1 | 1:12.524 | +6.403 | 15:21:56.192 |
| 2 | 1:07.061 | +0.940 | 15:23:03.253 |
| 3 | 1:06.702 | +0.581 | 15:24:09.955 |
| 4 | 1:06.799 | +0.678 | 15:25:16.754 |
| 5 | 1:06.986 | +0.865 | 15:26:23.740 |
| 6 | 1:06.679 | +0.558 | 15:27:30.419 |
| 7 | 1:06.864 | +0.743 | 15:28:37.283 |
| 8 | 1:07.162 | +1.041 | 15:29:44.445 |
| 9 | 1:06.121 | | 15:30:50.566 |
| 10 | 1:06.599 | +0.478 | 15:31:57.165 |
| 11 | 1:06.957 | +0.836 | 15:33:04.122 |
| 12 | 1:06.965 | +0.844 | 15:34:11.087 |

| Lap | Lap Tm | Diff | Time of Day |
|---------------------------|----------|---------|--------------|
| (33) Donal O'Neill | | | |
| 13 | 1:07.240 | +1.119 | 15:35:18.327 |
| 1 | 1:15.043 | +6.858 | 15:21:59.614 |
| 2 | 1:09.798 | +1.613 | 15:23:09.412 |
| 3 | 1:10.914 | +2.729 | 15:24:20.326 |
| 4 | 1:08.559 | +0.374 | 15:25:28.885 |
| 5 | 1:08.760 | +0.575 | 15:26:37.645 |
| 6 | 1:08.185 | | 15:27:45.830 |
| 7 | 1:09.041 | +0.856 | 15:28:54.871 |
| 8 | 1:08.937 | +0.752 | 15:30:03.808 |
| 9 | 1:09.007 | +0.822 | 15:31:12.815 |
| 10 | 1:09.773 | +1.588 | 15:32:22.588 |
| 11 | 1:09.020 | +0.835 | 15:33:31.608 |
| 12 | 1:09.467 | +1.282 | 15:34:41.075 |
| (333) John Newport | | | |
| 1 | 1:14.957 | +6.068 | 15:21:59.001 |
| 2 | 1:12.388 | +3.499 | 15:23:11.389 |
| 3 | 1:09.255 | +0.366 | 15:24:20.644 |
| 4 | 1:09.203 | +0.314 | 15:25:29.847 |
| 5 | 1:08.889 | | 15:26:38.736 |
| 6 | 1:09.696 | +0.807 | 15:27:48.432 |
| 7 | 1:10.342 | +1.453 | 15:28:58.774 |
| 8 | 1:11.469 | +2.580 | 15:30:10.243 |
| 9 | 1:10.809 | +1.920 | 15:31:21.052 |
| 10 | 1:10.744 | +1.855 | 15:32:31.796 |
| 11 | 1:10.438 | +1.549 | 15:33:42.234 |
| 12 | 1:12.182 | +3.293 | 15:34:54.416 |
| (222) Joe Yates | | | |
| 1 | 1:31.572 | +23.529 | 15:22:14.621 |
| 2 | 1:08.162 | +0.119 | 15:23:22.783 |
| 3 | 1:09.530 | +1.487 | 15:24:32.313 |
| 4 | 1:08.043 | | 15:25:40.356 |
| 5 | 1:08.126 | +0.083 | 15:26:48.482 |
| 6 | 1:08.128 | +0.085 | 15:27:56.610 |
| 7 | 1:11.611 | +3.568 | 15:29:08.221 |
| 8 | 1:13.902 | +5.859 | 15:30:22.123 |
| 9 | 1:09.472 | +1.429 | 15:31:31.595 |
| 10 | 1:10.954 | +2.911 | 15:32:42.549 |
| 11 | 1:10.333 | +2.290 | 15:33:52.882 |
| 12 | 1:09.654 | +1.611 | 15:35:02.536 |
| (49) Philip Jones | | | |
| p1 | 1:45.685 | +34.938 | 15:22:29.876 |
| 2 | 1:16.393 | +5.646 | 15:23:46.269 |
| 3 | 1:10.747 | | 15:24:57.016 |
| 4 | 1:13.577 | +2.830 | 15:26:10.593 |
| 5 | 1:12.186 | +1.439 | 15:27:22.779 |
| 6 | 1:12.103 | +1.356 | 15:28:34.882 |
| 7 | 1:11.177 | +0.430 | 15:29:46.059 |
| 8 | 1:16.360 | +5.613 | 15:31:02.419 |
| 9 | 1:12.516 | +1.769 | 15:32:14.935 |
| 10 | 1:12.317 | +1.570 | 15:33:27.252 |
| 11 | 1:13.991 | +3.244 | 15:34:41.243 |
| (55) John Cardoo | | | |
| 1 | 1:19.294 | +4.917 | 15:22:04.305 |
| 2 | 1:15.086 | +0.709 | 15:23:19.391 |
| 3 | 1:15.400 | +1.023 | 15:24:34.791 |
| 4 | 1:14.763 | +0.386 | 15:25:49.554 |
| 5 | 1:14.781 | +0.404 | 15:27:04.335 |
| 6 | 1:16.927 | +2.550 | 15:28:21.262 |
| 7 | 1:14.377 | | 15:29:35.639 |
| 8 | 1:15.199 | +0.822 | 15:30:50.838 |
| 9 | 1:16.201 | +1.824 | 15:32:07.039 |
| (65) Stephen Conn | | | |
| 1 | 1:15.312 | +4.915 | 15:21:58.786 |
| 2 | 1:12.758 | +2.361 | 15:23:11.544 |
| 3 | 1:11.118 | +0.721 | 15:24:22.662 |
| 4 | 1:11.209 | +0.812 | 15:25:33.871 |
| 5 | 1:10.397 | | 15:26:44.268 |

Results provisional until the conclusion of judicial and technical matters

Orbits

Chief Timekeeper: D.Bradfield

Clerk of the Course: Chris Edwards

Live timing available at timing.rhwright.co.uk

www.mylaps.com

Licensed to: R.H.Wright Timing





R.H.Wright Timing

500MRCI "End of Season" Race Meeting

Sorted on Laps

Libre Saloons/GT

Kirkistown 500 MRCI 1.512 miles

Race 3 (R11)

21/10/2023 15:40

Race (12:00 and 1 Laps) started at 15:20:40

| Pos | No. | Name | Make | Laps | Total Tm | Best Tm | Best Speed | In Lap | Avg. Speed |
|-----------------------|-----|-----------------|--------------------|------|-----------|----------|------------|--------|------------|
| GT | | | | | | | | | |
| 1 | 333 | John Newport | SHP Wildcat | 12 | 14:14.394 | 1:08.889 | 79.011 | 5 | 76.447 |
| 2 | 222 | Joe Yates | 2.0 SHP Wildcat | 12 | 14:22.514 | 1:08.043 | 79.994 | 4 | 75.728 |
| 3 | 49 | Philip Jones | 2.0 SHP Wildcat | 11 | 14:01.221 | 1:10.747 | 76.936 | 3 | 71.174 |
| Not classified | | | | | | | | | |
| DNF | 55 | John Cardoo | 2.0 SHP Wildcat | 9 | 11:27.017 | 1:14.377 | 73.181 | 7 | 71.304 |
| DNF | 65 | Stephen Conn | 2.0 SHP Wildcat | 8 | 10:09.965 | 1:10.397 | 77.319 | 5 | 71.388 |
| Libre Saloons | | | | | | | | | |
| 1 | 142 | Paul Parr | 2.0t SEAT Leon | 13 | 13:47.399 | 1:02.152 | 87.576 | 5 | 85.520 |
| 2 | 63 | Patrick Corbett | 2.0 SEAT Supercopa | 13 | 13:47.636 | 1:02.298 | 87.371 | 11 | 85.496 |
| 3 | 212 | Gareth Blaine | 2.0t SEAT Leon | 13 | 13:56.917 | 1:02.953 | 86.462 | 6 | 84.548 |
| 4 | 144 | Gavin Kilkey | 2.0 t SEAT Leon | 13 | 14:28.382 | 1:02.490 | 87.102 | 8 | 81.484 |
| 5 | 34 | David McMinn | 1.9d SEAT Ibiza | 13 | 14:38.305 | 1:06.121 | 82.319 | 9 | 80.563 |
| 6 | 33 | Donal O'Neill | 1.8 SEAT Cupra | 12 | 14:01.053 | 1:08.185 | 79.827 | 6 | 77.660 |
| Not classified | | | | | | | | | |
| DNS | 61 | Davy Smyth | BMW 135i | | | | - | 0 | - |
| DNS | 633 | Peter Baxter | 2.0t SEAT Leon | | | | - | 0 | - |

Margin of Victory

Avg. Speed

Best Lap Tm

Best Speed

Best Lap by

0.237

85.520

1:02.152

87.576

142 - Paul Parr

Results provisional until the conclusion of judicial and technical matters

Orbits

Chief Timekeeper: D.Bradfield

Clerk of the Course: Chris Edwards

Live timing available at timing.rhwright.co.uk

www.mylaps.com

Printed: 21/10/2023 15:35:31

Licensed to: R.H.Wright Timing



R.H.Wright Timing

500MRCI "End of Season" Race Meeting

Libre Saloons/GT

Kirkistown 500 MRCI 1.512 miles

Race 3 (R11)

21/10/2023 15:40

Race (12:00 and 1 Laps)

| | | |
|---|-----|-----|
| 7 | 633 | 2 |
| | 13 | 14 |
| 6 | 61 | 55 |
| | 11 | 12 |
| 5 | 49 | 33 |
| | 9 | 10 |
| 4 | 333 | 65 |
| | 7 | 8 |
| 3 | 34 | 222 |
| | 5 | 6 |
| 2 | 212 | 144 |
| | 3 | 4 |
| 1 | 142 | 63 |
| | 1 | 2 |

POLE POSITION

Results provisional until the conclusion of judicial and technical matters

Orbits

Chief Timekeeper: D.Bradfield

Clerk of the Course: Chris Edwards

Live timing available at timing.rhwright.co.uk

www.mylaps.com

Licensed to: R.H.Wright Timing

Printed: 21/10/2023 13:07:44