



500MRCI "End of Season" Race Meeting


Mini Coopers

Kirkistown 500 MRCI 1.512 miles

Qualifying (Q3)

21/10/2023 09:40

Qualifying started at 9:55:00



Lap	Lap Tm	Diff	Time of Day
(28) Peter Bennett			
1	1:14.695	+0.650	9:57:53.273
2	1:14.157	+0.112	9:59:07.430
3	1:14.328	+0.283	10:00:21.758
4	1:14.214	+0.169	10:01:35.972
5	1:14.045		10:02:50.017
6	1:14.279	+0.234	10:04:04.296
7	1:14.223	+0.178	10:05:18.519
(96) Darren Gilmore			
1	1:15.114	+0.828	9:58:07.719
2	1:14.286		9:59:22.005
3	1:14.963	+0.677	10:00:36.968
4	1:14.927	+0.641	10:01:51.895
5	1:15.648	+1.362	10:03:07.543
6	1:16.144	+1.858	10:04:23.687
7	1:21.898	+7.612	10:05:45.585
(98) Craig Gilmore			
1	1:16.223	+1.911	9:57:59.856
2	1:16.159	+1.847	9:59:16.014
3	1:14.788	+0.476	10:00:30.802
4	1:14.703	+0.391	10:01:45.505
5	1:14.312		10:02:59.817
6	1:14.872	+0.560	10:04:14.689
7	1:15.555	+1.243	10:05:30.244
(260) Wayne Owens			
1	1:21.373	+7.000	9:58:00.439
2	1:14.972	+0.599	9:59:15.411
3	1:14.659	+0.286	10:00:30.070
4	1:14.373		10:01:44.443
5	1:14.518	+0.145	10:02:58.961
(11) Paul Stewart			
1	1:15.335	+0.876	9:57:39.257
2	1:14.897	+0.438	9:58:54.154
3	1:14.977	+0.518	10:00:09.131
4	1:15.019	+0.560	10:01:24.150
5	1:14.614	+0.155	10:02:38.764
6	1:14.459		10:03:53.223
7	1:14.558	+0.099	10:05:07.781
(7) Jack Conachy			
1	1:17.502	+3.029	9:58:12.646
2	1:15.535	+1.062	9:59:28.181
3	1:15.287	+0.814	10:00:43.468
4	1:14.473		10:01:57.941
5	1:17.407	+2.934	10:03:15.348
6	1:18.080	+3.607	10:04:33.428
7	1:15.354	+0.881	10:05:48.782
(43) Ben McFall			
1	1:14.957	+0.482	9:58:21.530
2	1:15.449	+0.974	9:59:36.979
3	1:14.495	+0.020	10:00:51.474
4	1:14.475		10:02:05.949
5	1:19.214	+4.739	10:03:25.163
6	1:14.482	+0.007	10:04:39.645
7	1:14.494	+0.019	10:05:54.139
(4) Johnny Titterington			
1	1:15.525	+0.695	9:58:06.310
2	1:15.168	+0.338	9:59:21.478
3	1:16.301	+1.471	10:00:37.779
4	1:15.203	+0.373	10:01:52.982
5	1:15.330	+0.500	10:03:08.312
6	1:14.830		10:04:23.142
7	1:14.832	+0.002	10:05:37.974
(55) Mark Stewart			
1	1:15.170	+0.136	9:58:06.880
2	1:17.268	+2.234	9:59:24.148

Lap	Lap Tm	Diff	Time of Day
3	1:17.409	+2.375	10:00:41.557
4	1:15.923	+0.889	10:01:57.480
5	1:15.511	+0.477	10:03:12.991
6	1:15.226	+0.192	10:04:28.217
7	1:15.034		10:05:43.251
(65) Jack Irvine			
1	1:15.611	+0.556	9:58:09.673
2	1:17.224	+2.169	9:59:26.897
3	1:15.557	+0.502	10:00:42.454
4	1:15.055		10:01:57.509
5	1:16.100	+1.045	10:03:13.609
6	1:15.108	+0.053	10:04:28.717
(17) Noel Conachy			
1	1:16.783	+1.278	9:58:13.606
2	1:15.821	+0.316	9:59:29.427
3	1:15.884	+0.379	10:00:45.311
4	1:16.214	+0.709	10:02:01.525
5	1:15.794	+0.289	10:03:17.319
6	1:15.505		10:04:32.824
7	1:16.635	+1.130	10:05:49.459
(52) Alan Sweetman			
1	1:16.662	+0.723	9:58:16.044
2	1:16.533	+0.594	9:59:32.577
3	1:16.378	+0.439	10:00:48.955
4	1:16.064	+0.125	10:02:05.019
5	1:16.365	+0.426	10:03:21.384
6	1:15.939		10:04:37.323
7	1:16.232	+0.293	10:05:53.555

Results provisional until the conclusion of judicial and technical matters

Orbits

Chief Timekeeper: D.Bradfield

Clerk of the Course: Chris Edwards

Live timing available at timing.rhwright.co.uk

www.mylaps.com

Licensed to: R.H.Wright Timing



R.H.Wright Timing

500MRCI "End of Season" Race Meeting

Sorted on best lap time

Mini Coopers

Kirkistown 500 MRCI 1.512 miles

Qualifying (Q3)

21/10/2023 09:40

Qualifying started at 9:55:00

Pos	No.	Name	Make	Best Tm	Diff	In Lap	Best Speed	2nd Best	2nd Lap
1	28	Peter Bennett	1.6 BMW Mini	1:14.045		5	73.510	1:14.157	2
2	96	Darren Gilmore	1.6 BMW Mini	1:14.286	0.241	2	73.271	1:14.927	4
3	98	Craig Gilmore	1.6 BMW Mini	1:14.312	0.267	5	73.246	1:14.703	4
4	260	Wayne Owens	1.6 BMW Mini	1:14.373	0.328	4	73.185	1:14.518	5
5	11	Paul Stewart	1.6 BMW Mini	1:14.459	0.414	6	73.101	1:14.558	7
6	7	Jack Conachy	1.6 BMW Mini	1:14.473	0.428	4	73.087	1:15.287	3
7	43	Ben McFall	1.6 BMW Mini	1:14.475	0.430	4	73.085	1:14.482	6
8	4	Johnny Titterington	1.6 BMW Mini	1:14.830	0.785	6	72.738	1:14.832	7
9	55	Mark Stewart	1.6 BMW Mini	1:15.034	0.989	7	72.541	1:15.170	1
10	65	Jack Irvine	1.6 BMW Mini	1:15.055	1.010	4	72.520	1:15.108	6
11	17	Noel Conachy	1.6 BMW Mini	1:15.505	1.460	6	72.088	1:15.794	5
12	52	Alan Sweetman	1.6 BMW Mini	1:15.939	1.894	6	71.676	1:16.064	4
13	35	Ryan Hogg	1.6 BMW Mini			0	-		0

Announcements

Car 35 - No transponder times recorded (Q12.8.1)

Results provisional until the conclusion of judicial and technical matters

Orbits

Chief Timekeeper: D.Bradfield

Clerk of the Course: Chris Edwards

Live timing available at timing.rhwright.co.uk

www.mylaps.com

Licensed to: R.H.Wright Timing

Printed: 21/10/2023 10:06:44



500MRCI "End of Season" Race Meeting


Mini Coopers

Kirkistown 500 MRCI 1.512 miles

Race 1 (R3)

21/10/2023 11:40

Race (12:00 and 1 Laps) started at 11:37:51



Lap	Lap Tm	Diff	Time of Day
(96) Darren Gilmore			
1	1:22.016	+5.903	11:39:15.591
2	1:16.113		11:40:31.704
3	1:17.995	+1.882	11:41:49.699
4	1:18.127	+2.014	11:43:07.826
5	1:16.989	+0.876	11:44:24.815
6	1:17.749	+1.636	11:45:42.564
7	1:17.806	+1.693	11:47:00.370
8	1:17.762	+1.649	11:48:18.132
9	1:17.418	+1.305	11:49:35.550
10	1:17.444	+1.331	11:50:52.994
11	1:18.665	+2.552	11:52:11.659

Lap	Lap Tm	Diff	Time of Day
(28) Peter Bennett			
1	1:22.521	+6.239	11:39:16.150
2	1:16.282		11:40:32.432
3	1:17.636	+1.354	11:41:50.068
4	1:17.371	+1.089	11:43:07.439
5	1:17.230	+0.948	11:44:24.669
6	1:17.666	+1.384	11:45:42.335
7	1:17.918	+1.636	11:47:00.253
8	1:17.649	+1.367	11:48:17.902
9	1:17.384	+1.102	11:49:35.286
10	1:17.932	+1.650	11:50:53.218
11	1:18.811	+2.529	11:52:12.029

Lap	Lap Tm	Diff	Time of Day
(43) Ben McFall			
1	1:22.857	+6.227	11:39:18.837
2	1:16.630		11:40:35.267
3	1:18.778	+2.148	11:41:54.045
4	1:18.262	+1.632	11:43:12.307
5	1:18.712	+2.082	11:44:31.019
6	1:17.963	+1.333	11:45:48.982
7	1:17.830	+1.200	11:47:06.812
8	1:17.046	+0.416	11:48:23.858
9	1:18.709	+2.079	11:49:42.567
10	1:17.917	+1.287	11:51:00.484
11	1:19.385	+2.755	11:52:19.869

Lap	Lap Tm	Diff	Time of Day
(7) Jack Conachy			
1	1:22.896	+5.743	11:39:18.149
2	1:17.153		11:40:35.302
3	1:18.130	+0.977	11:41:53.432
4	1:18.722	+1.569	11:43:12.154
5	1:18.391	+1.238	11:44:30.545
6	1:18.122	+0.969	11:45:48.667
7	1:19.178	+2.025	11:47:07.845
8	1:17.885	+0.732	11:48:25.730
9	1:18.076	+0.923	11:49:43.806
10	1:18.354	+1.201	11:51:02.160
11	1:18.928	+1.775	11:52:21.088

Lap	Lap Tm	Diff	Time of Day
(11) Paul Stewart			
1	1:22.359	+6.112	11:39:17.520
2	1:16.247		11:40:33.767
3	1:19.024	+2.777	11:41:52.791
4	1:19.005	+2.758	11:43:11.796
5	1:17.858	+1.611	11:44:29.654
6	1:17.817	+1.570	11:45:47.471
7	1:18.113	+1.866	11:47:05.584
8	1:17.611	+1.364	11:48:23.195
9	1:18.630	+2.383	11:49:41.825
10	1:20.877	+4.630	11:51:02.702
11	1:18.591	+2.344	11:52:21.293

Lap	Lap Tm	Diff	Time of Day
(4) Johnny Titterington			
1	1:22.031	+5.327	11:39:17.841
2	1:16.704		11:40:34.545
3	1:18.446	+1.742	11:41:52.991
4	1:19.535	+2.831	11:43:12.526
5	1:17.922	+1.218	11:44:30.448
6	1:17.519	+0.815	11:45:47.967
7	1:17.265	+0.561	11:47:05.232

Lap	Lap Tm	Diff	Time of Day
8	1:17.608	+0.904	11:48:22.840
9	1:18.937	+2.233	11:49:41.777
10	1:18.716	+2.012	11:51:00.493
11	1:21.483	+4.779	11:52:21.976

Lap	Lap Tm	Diff	Time of Day
(17) Noel Conachy			
1	1:22.591	+5.325	11:39:19.389
2	1:17.266		11:40:36.655
3	1:17.813	+0.547	11:41:54.468
4	1:18.915	+1.649	11:43:13.383
5	1:18.342	+1.076	11:44:31.725
6	1:17.974	+0.708	11:45:49.699
7	1:18.785	+1.519	11:47:08.484
8	1:18.422	+1.156	11:48:26.906
9	1:18.443	+1.177	11:49:45.349
10	1:18.954	+1.688	11:51:04.303
11	1:18.521	+1.255	11:52:22.824

Lap	Lap Tm	Diff	Time of Day
(55) Mark Stewart			
1	1:23.210	+5.506	11:39:19.673
2	1:18.293	+0.589	11:40:37.966
3	1:17.704		11:41:55.670
4	1:18.094	+0.390	11:43:13.764
5	1:18.644	+0.940	11:44:32.408
6	1:17.976	+0.272	11:45:50.384
7	1:19.383	+1.679	11:47:09.767
8	1:18.503	+0.799	11:48:28.270
9	1:18.461	+0.757	11:49:46.731
10	1:18.498	+0.794	11:51:05.229
11	1:18.514	+0.810	11:52:23.743

Lap	Lap Tm	Diff	Time of Day
(35) Ryan Hogg			
1	1:22.642	+4.928	11:39:20.017
2	1:17.714		11:40:37.731
3	1:19.370	+1.656	11:41:57.101
4	1:17.969	+0.255	11:43:15.070
5	1:18.072	+0.358	11:44:33.142
6	1:18.210	+0.496	11:45:51.352
7	1:18.650	+0.936	11:47:10.002
8	1:18.870	+1.156	11:48:28.872
9	1:19.006	+1.292	11:49:47.878
10	1:18.456	+0.742	11:51:06.334
11	1:18.975	+1.261	11:52:25.309

Lap	Lap Tm	Diff	Time of Day
(65) Jack Irvine			
1	1:22.353	+5.245	11:39:18.823
2	1:17.108		11:40:35.931
3	1:18.155	+1.047	11:41:54.086
4	1:19.205	+2.097	11:43:13.291
5	1:19.512	+2.404	11:44:32.803
6	1:18.264	+1.156	11:45:51.067
7	1:18.746	+1.638	11:47:09.813
8	1:20.663	+3.555	11:48:30.476
9	1:18.276	+1.168	11:49:48.752
10	1:18.963	+1.855	11:51:07.715
11	1:19.118	+2.010	11:52:26.833

Lap	Lap Tm	Diff	Time of Day
(52) Alan Sweetman			
1	1:23.401	+4.469	11:39:20.842
2	1:25.203	+6.271	11:40:46.045
3	1:19.609	+0.677	11:42:05.654
4	1:18.932		11:43:24.586
5	1:19.046	+0.114	11:44:43.632
6	1:19.424	+0.492	11:46:03.056
7	1:19.127	+0.195	11:47:22.183
8	1:20.673	+1.741	11:48:42.856
9	1:34.874	+15.942	11:50:17.730
10	1:20.463	+1.531	11:51:38.193
11	1:29.386	+10.454	11:53:07.579

Lap	Lap Tm	Diff	Time of Day
(98) Craig Gilmore			
1	1:22.612	+6.128	11:39:17.014
2	1:16.484		11:40:33.498
3	1:18.615	+2.131	11:41:52.113

Results provisional until the conclusion of judicial and technical matters

Orbits

Chief Timekeeper: D.Bradfield

Clerk of the Course: Chris Edwards

Live timing available at timing.rhwright.co.uk

www.mylaps.com

Licensed to: R.H.Wright Timing



R.H.Wright Timing

500MRCI "End of Season" Race Meeting

Sorted on Laps

Mini Coopers

Kirkistown 500 MRCI 1.512 miles

Race 1 (R3)

21/10/2023 11:40

Race (12:00 and 1 Laps) started at 11:37:51

Pos	No.	Name	Make	Laps	Total Tm	Best Tm	Best Speed	In Lap	Avg. Speed
1	96	Darren Gilmore	1.6 BMW Mini	11	14:20.342	1:16.113	71.512	2	69.592
2	28	Peter Bennett	1.6 BMW Mini	11	14:20.712	1:16.282	71.354	2	69.562
3	43	Ben McFall	1.6 BMW Mini	11	14:28.552	1:16.630	71.030	2	68.935
4	7	Jack Conachy	1.6 BMW Mini	11	14:29.771	1:17.153	70.548	2	68.838
5	11	Paul Stewart	1.6 BMW Mini	11	14:29.976	1:16.247	71.387	2	68.822
6	4	Johnny Titterington	1.6 BMW Mini	11	14:30.659	1:16.704	70.961	2	68.768
7	17	Noel Conachy	1.6 BMW Mini	11	14:31.507	1:17.266	70.445	2	68.701
8	55	Mark Stewart	1.6 BMW Mini	11	14:32.426	1:17.704	70.048	3	68.628
9	35	Ryan Hogg	1.6 BMW Mini	11	14:33.992	1:17.714	70.039	2	68.505
10	65	Jack Irvine	1.6 BMW Mini	11	14:35.516	1:17.108	70.590	2	68.386
11	52	Alan Sweetman	1.6 BMW Mini	11	15:16.262	1:18.932	68.958	4	65.345
Not classified									
DNF	98	Craig Gilmore	1.6 BMW Mini	8	10:51.121	1:16.484	71.165	2	66.876
DNS	260	Wayne Owens	1.6 BMW Mini				-	0	-

Margin of Victory

Avg. Speed

Best Lap Tm

Best Speed

Best Lap by

0.370

69.592

1:16.113

71.512

96 - Darren Gilmore

Results provisional until the conclusion of judicial and technical matters

Orbits

Chief Timekeeper: D.Bradfield

Clerk of the Course: Chris Edwards

Live timing available at timing.rhwright.co.uk

www.mylaps.com

Licensed to: R.H.Wright Timing

Printed: 21/10/2023 11:53:22



500MRCI "End of Season" Race Meeting

Mini Coopers

Kirkistown 500 MRCI 1.512 miles

Race 1 (R3)

21/10/2023 11:40

Race (12:00 and 1 Laps)

7	35
	13
6	17
	11
5	55
	9
4	43
	7
3	11
	5
2	98
	3
1	28
	1

POLE POSITION

52
12
65
10
4
8
7
6
260
4
96
2



Results provisional until the conclusion of judicial and technical matters

Orbits

Chief Timekeeper: D.Bradfield

Clerk of the Course: Chris Edwards

Live timing available at timing.rhwright.co.uk

www.mylaps.com

Licensed to: R.H.Wright Timing

Printed: 21/10/2023 10:07:38



500MRCI "End of Season" Race Meeting


Mini Coopers

Kirkistown 500 MRCI 1.512 miles

Race 2 (R8)

21/10/2023 14:10

Race started at 14:02:40



Lap	Lap Tm	Diff	Time of Day
(28) Peter Bennett			
1	1:20.403	+6.680	14:04:02.915
2	1:13.966	+0.243	14:05:16.881
3	1:13.851	+0.128	14:06:30.732
4	1:13.723		14:07:44.455
5	1:13.784	+0.061	14:08:58.239
6	1:13.952	+0.229	14:10:12.191
7	1:13.769	+0.046	14:11:25.960
8	1:13.904	+0.181	14:12:39.864
9	1:13.839	+0.116	14:13:53.703
(96) Darren Gilmore			
1	1:20.691	+7.548	14:04:05.516
2	1:13.940	+0.797	14:05:19.456
3	1:13.903	+0.760	14:06:33.359
4	1:13.143		14:07:46.502
5	1:13.266	+0.123	14:08:59.768
6	1:14.247	+1.104	14:10:14.015
7	1:13.747	+0.604	14:11:27.762
8	1:13.520	+0.377	14:12:41.282
9	1:13.774	+0.631	14:13:55.056
(11) Paul Stewart			
1	1:21.464	+8.190	14:04:04.997
2	1:13.962	+0.688	14:05:18.959
3	1:14.822	+1.548	14:06:33.781
4	1:13.274		14:07:47.055
5	1:13.661	+0.387	14:09:00.716
6	1:13.966	+0.692	14:10:14.682
7	1:14.791	+1.517	14:11:29.473
8	1:14.618	+1.344	14:12:44.091
9	1:14.826	+1.552	14:13:58.917
(98) Craig Gilmore			
1	1:21.232	+6.581	14:04:05.222
2	1:15.381	+0.730	14:05:20.603
3	1:14.870	+0.219	14:06:35.473
4	1:14.925	+0.274	14:07:50.398
5	1:14.651		14:09:05.049
6	1:14.729	+0.078	14:10:19.778
7	1:15.746	+1.095	14:11:35.524
8	1:15.018	+0.367	14:12:50.542
9	1:15.182	+0.531	14:14:05.724
(55) Mark Stewart			
1	1:21.192	+7.053	14:04:06.398
2	1:14.851	+0.712	14:05:21.249
3	1:14.754	+0.615	14:06:36.003
4	1:16.470	+2.331	14:07:52.473
5	1:14.409	+0.270	14:09:06.882
6	1:14.139		14:10:21.021
7	1:14.961	+0.822	14:11:35.982
8	1:14.898	+0.759	14:12:50.880
9	1:15.213	+1.074	14:14:06.093
(7) Jack Conachy			
1	1:20.958	+6.824	14:04:06.146
2	1:15.680	+1.546	14:05:21.826
3	1:14.562	+0.428	14:06:36.388
4	1:15.926	+1.792	14:07:52.314
5	1:14.350	+0.216	14:09:06.664
6	1:14.134		14:10:20.798
7	1:15.147	+1.013	14:11:35.945
8	1:15.158	+1.024	14:12:51.103
9	1:15.106	+0.972	14:14:06.209
(17) Noel Conachy			
1	1:21.631	+7.419	14:04:07.371
2	1:15.216	+1.004	14:05:22.587
3	1:14.797	+0.585	14:06:37.384
4	1:16.014	+1.802	14:07:53.398
5	1:15.017	+0.805	14:09:08.415
6	1:14.588	+0.376	14:10:23.003

Lap	Lap Tm	Diff	Time of Day
7	1:14.661	+0.449	14:11:37.664
8	1:14.212		14:12:51.876
9	1:14.678	+0.466	14:14:06.554
(35) Ryan Hogg			
1	1:20.978	+6.789	14:04:06.998
2	1:15.062	+0.873	14:05:22.060
3	1:14.721	+0.532	14:06:36.781
4	1:16.159	+1.970	14:07:52.940
5	1:15.048	+0.859	14:09:07.988
6	1:14.189		14:10:22.177
7	1:17.063	+2.874	14:11:39.240
8	1:14.741	+0.552	14:12:53.981
9	1:14.193	+0.004	14:14:08.174
(65) Jack Irvine			
1	1:20.427	+5.356	14:04:04.779
2	1:15.350	+0.279	14:05:20.129
3	1:15.232	+0.161	14:06:35.361
4	1:17.239	+2.168	14:07:52.600
5	1:15.071		14:09:07.671
6	1:15.614	+0.543	14:10:23.285
7	1:15.246	+0.175	14:11:38.531
8	1:16.363	+1.292	14:12:54.894
9	1:15.116	+0.045	14:14:10.010
(52) Alan Sweetman			
1	1:21.596	+6.284	14:04:08.481
2	1:15.312		14:05:23.793
3	1:15.833	+0.521	14:06:39.626
4	1:16.480	+1.168	14:07:56.106
5	1:15.595	+0.283	14:09:11.701
6	1:15.770	+0.458	14:10:27.471
7	1:15.982	+0.670	14:11:43.453
8	1:15.911	+0.599	14:12:59.364
9	1:15.725	+0.413	14:14:15.089
(43) Ben McFall			
1	1:20.963	+7.208	14:04:03.671
2	1:14.201	+0.446	14:05:17.872
3	1:13.755		14:06:31.627
4	1:13.997	+0.242	14:07:45.624
5	1:14.191	+0.436	14:08:59.815
6	1:14.147	+0.392	14:10:13.962
7	1:14.450	+0.695	14:11:28.412
8	1:15.435	+1.680	14:12:43.847
9	1:14.737	+0.982	14:13:58.584
(260) Wayne Owens			
1	1:20.066	+6.353	14:04:03.698
2	1:13.788	+0.075	14:05:17.486
3	1:13.713		14:06:31.199
(4) Johnny Titterington			
1	1:21.457	+8.319	14:04:05.684
2	1:15.161	+2.023	14:05:20.845
3	1:13.871	+0.733	14:06:34.716
4	1:13.138		14:07:47.854
5	1:13.851	+0.713	14:09:01.705
6	1:13.170	+0.032	14:10:14.875
7	1:14.150	+1.012	14:11:29.025
8	1:14.794	+1.656	14:12:43.819
9	1:14.525	+1.387	14:13:58.344

Results provisional until the conclusion of judicial and technical matters

Orbits

Chief Timekeeper: D.Bradfield

Clerk of the Course: Chris Edwards

Live timing available at timing.rhwright.co.uk

www.mylaps.com

Licensed to: R.H.Wright Timing





R.H.Wright Timing

500MRCI "End of Season" Race Meeting

Sorted on Laps

Mini Coopers

Kirkistown 500 MRCI 1.512 miles

Race 2 (R8)

21/10/2023 14:10

Race started at 14:02:40

Pos	No.	Name	Make	Laps	Total Tm	Best Tm	Best Speed	In Lap	Avg. Speed
1	28	Peter Bennett	1.6 BMW Mini	9	11:13.213	1:13.723	73.831	4	72.766
2	96	Darren Gilmore	1.6 BMW Mini	9	11:14.566	1:13.143	74.416	4	72.620
3	11	Paul Stewart	1.6 BMW Mini	9	11:18.427	1:13.274	74.283	4	72.207
4	98	Craig Gilmore	1.6 BMW Mini	9	11:25.234	1:14.651	72.913	5	71.490
5	55	Mark Stewart	1.6 BMW Mini	9	11:25.603	1:14.139	73.416	6	71.451
6	7	Jack Conachy	1.6 BMW Mini	9	11:25.719	1:14.134	73.421	6	71.439
7	17	Noel Conachy	1.6 BMW Mini	9	11:26.064	1:14.212	73.344	8	71.403
8	35	Ryan Hogg	1.6 BMW Mini	9	11:27.684	1:14.189	73.367	6	71.235
9	65	Jack Irvine	1.6 BMW Mini	9	11:29.520	1:15.071	72.505	5	71.045
10	52	Alan Sweetman	1.6 BMW Mini	9	11:34.599	1:15.312	72.273	2	70.526
Not classified									
DNF	43	Ben McFall	1.6 BMW Mini	9	11:18.094	1:13.755	73.799	3	72.242
DNF	260	Wayne Owens	1.6 BMW Mini	3	3:50.709	1:13.713	73.841	3	70.778
DQ	4	Johnny Titterington	1.6 BMW Mini	9	11:17.854	1:13.138	74.421	4	72.268

Announcements

Race Red Flagged on lap 10 - Results based on lap 9 (Q12.15.4)

Disqualification - Car No 4 excluded from the results under Q12.21.4

Margin of Victory	Avg. Speed	Best Lap Tm	Best Speed	Best Lap by
1.353	72.766	1:13.143	74.416	96 - Darren Gilmore

Results provisional until the conclusion of judicial and technical matters

Orbits

Chief Timekeeper: D.Bradfield

Clerk of the Course: Chris Edwards

Live timing available at timing.rhwright.co.uk

www.mylaps.com

Licensed to: R.H.Wright Timing

Printed: 21/10/2023 15:33:21



R.H.Wright Timing

500MRCI "End of Season" Race Meeting

Sorted on Laps

Mini Coopers

Kirkistown 500 MRCI 1.512 miles

Race 2 (R8)

21/10/2023 14:10

Race started at 14:02:40

Pos	No.	Name	Make	Laps	Total Tm	Best Tm	Best Speed	In Lap	Avg. Speed
1	28	Peter Bennett	1.6 BMW Mini	9	11:13.213	1:13.723	73.831	4	72.766
2	96	Darren Gilmore	1.6 BMW Mini	9	11:14.566	1:13.143	74.416	4	72.620
3	11	Paul Stewart	1.6 BMW Mini	9	11:18.427	1:13.274	74.283	4	72.207
4	98	Craig Gilmore	1.6 BMW Mini	9	11:25.234	1:14.651	72.913	5	71.490
5	55	Mark Stewart	1.6 BMW Mini	9	11:25.603	1:14.139	73.416	6	71.451
6	7	Jack Conachy	1.6 BMW Mini	9	11:25.719	1:14.134	73.421	6	71.439
7	17	Noel Conachy	1.6 BMW Mini	9	11:26.064	1:14.212	73.344	8	71.403
8	35	Ryan Hogg	1.6 BMW Mini	9	11:27.684	1:14.189	73.367	6	71.235
9	65	Jack Irvine	1.6 BMW Mini	9	11:29.520	1:15.071	72.505	5	71.045
10	52	Alan Sweetman	1.6 BMW Mini	9	11:34.599	1:15.312	72.273	2	70.526
Not classified									
DNF	4	Johnny Titterington	1.6 BMW Mini	9	11:17.854	1:13.138	74.421	4	72.268
DNF	43	Ben McFall	1.6 BMW Mini	9	11:18.094	1:13.755	73.799	3	72.242
DNF	260	Wayne Owens	1.6 BMW Mini	3	3:50.709	1:13.713	73.841	3	70.778

Announcements

Race Red Flagged on lap 10 - Results based on lap 9 (Q12.15.4)

Margin of Victory	Avg. Speed	Best Lap Tm	Best Speed	Best Lap by
1.353	72.766	1:13.143	74.416	96 - Darren Gilmore

Results provisional until the conclusion of judicial and technical matters

Orbits

Chief Timekeeper: D.Bradfield

Clerk of the Course: Chris Edwards

Live timing available at timing.rhwright.co.uk

www.mylaps.com

Licensed to: R.H.Wright Timing

Printed: 21/10/2023 14:21:22



500MRCI "End of Season" Race Meeting

Mini Coopers

Kirkistown 500 MRCI 1.512 miles

Race 2 (R8)

21/10/2023 14:10

Race (12:00 and 1 Laps)

7	35	
	13	
6	17	52
	11	12
5	55	7
	9	10
4	96	65
	7	8
3	98	4
	5	6
2	260	11
	3	4
1	28	43
	1	2

POLE POSITION

Results provisional until the conclusion of judicial and technical matters

Orbits

Chief Timekeeper: D.Bradfield

Clerk of the Course: Chris Edwards

Live timing available at timing.rhwright.co.uk

www.mylaps.com

Licensed to: R.H.Wright Timing

Printed: 21/10/2023 10:12:14