



# R.H.Wright Timing

## Martin Donnelly Trophy Race Meeting

Sorted on best lap time

Mini Coopers

Kirkistown 500 MRCI 1.512 miles

Qualifying (Q5)

30/09/2023 09:45

Qualifying started at 10:02:37

Pos	No.	Name	Make	Best Tm	Diff	In Lap	Best Speed	2nd Best	2nd Lap
1	4	Johnny Titterington	1.6 BMW Mini	<b>1:12.970</b>		7	74.593	1:12.998	5
2	28	Peter Bennett	1.6 BMW Mini	<b>1:13.181</b>	0.211	6	74.378	1:13.240	5
3	96	Darren Gilmore	1.6 BMW Mini	<b>1:13.282</b>	0.312	4	74.275	1:13.691	3
4	55	Mark Stewart	1.6 BMW Mini	<b>1:13.528</b>	0.558	7	74.026	1:13.878	5
5	11	Paul Stewart	1.6 BMW Mini	<b>1:13.770</b>	0.800	5	73.784	1:13.778	7
6	77	Jack Conachy	1.6 BMW Mini	<b>1:13.840</b>	0.870	4	73.714	1:13.886	3
7	98	Craig Gilmore	1.6 BMW Mini	<b>1:13.992</b>	1.022	2	73.562	1:14.369	3
8	260	Wayne Owens	1.6 BMW Mini	<b>1:13.993</b>	1.023	4	73.561	1:14.213	5
9	17	Noel Conachy	1.6 BMW Mini	<b>1:14.323</b>	1.353	4	73.235	1:14.505	7
10	35	Ryan Hogg	1.6 BMW Mini	<b>1:14.481</b>	1.511	3	73.079	1:14.487	1
11	52	Alan Sweetman	1.6 BMW Mini	<b>1:15.208</b>	2.238	4	72.373	1:15.271	5
12	65	Jack Irvine	1.6 BMW Mini	<b>1:15.466</b>	2.496	5	72.125	1:15.513	4

Results provisional until the conclusion of judicial and technical matters

Orbits

Chief Timekeeper: D.Bradfield

Clerk of the Course: Chris Edwards

Live timing available at [timing.rhwright.co.uk](http://timing.rhwright.co.uk)

[www.mylaps.com](http://www.mylaps.com)

Licensed to: R.H.Wright Timing

Printed: 30/09/2023 10:15:34



## Martin Donnelly Trophy Race Meeting


Mini Coopers

Kirkistown 500 MRCI 1.512 miles

Qualifying (Q5)

30/09/2023 09:45

Qualifying started at 10:02:37



Lap	Lap Tm	Diff	Time of Day
<b>(4) Johnny Titterington</b>			
1	1:14.255	+1.285	10:05:32.019
2	1:13.699	+0.729	10:06:45.718
3	1:13.606	+0.636	10:07:59.324
4	1:13.196	+0.226	10:09:12.520
5	1:12.998	+0.028	10:10:25.518
6	1:13.372	+0.402	10:11:38.890
7	1:12.970		10:12:51.860
<b>(28) Peter Bennett</b>			
1	1:13.423	+0.242	10:05:26.888
2	1:13.734	+0.553	10:06:40.622
3	1:15.051	+1.870	10:07:55.673
4	1:14.506	+1.325	10:09:10.179
5	1:13.240	+0.059	10:10:23.419
6	1:13.181		10:11:36.600
7	1:14.861	+1.680	10:12:51.461
<b>(96) Darren Gilmore</b>			
1	1:13.939	+0.657	10:05:28.393
2	1:13.884	+0.602	10:06:42.277
3	1:13.691	+0.409	10:07:55.968
4	1:13.282		10:09:09.250
5	1:13.708	+0.426	10:10:22.958
<b>(55) Mark Stewart</b>			
1	1:14.216	+0.688	10:05:24.131
2	1:14.036	+0.508	10:06:38.167
3	1:14.036	+0.508	10:07:52.203
4	1:13.941	+0.413	10:09:06.144
5	1:13.878	+0.350	10:10:20.022
6	1:14.782	+1.254	10:11:34.804
7	1:13.528		10:12:48.332
<b>(11) Paul Stewart</b>			
1	1:14.112	+0.342	10:05:23.128
2	1:14.421	+0.651	10:06:37.549
3	1:14.357	+0.587	10:07:51.906
4	1:13.956	+0.186	10:09:05.862
5	1:13.770		10:10:19.632
6	1:14.267	+0.497	10:11:33.899
7	1:13.778	+0.008	10:12:47.677
<b>(77) Jack Conachy</b>			
1	1:16.697	+2.857	10:05:48.363
2	1:14.422	+0.582	10:07:02.785
3	1:13.886	+0.046	10:08:16.671
4	1:13.840		10:09:30.511
5	1:17.356	+3.516	10:10:47.867
6	1:14.080	+0.240	10:12:01.947
7	1:14.070	+0.230	10:13:16.017
<b>(98) Craig Gilmore</b>			
1	1:14.434	+0.442	10:05:32.695
2	1:13.992		10:06:46.687
3	1:14.369	+0.377	10:08:01.056
4	1:14.694	+0.702	10:09:15.750
5	1:14.755	+0.763	10:10:30.505
6	1:17.598	+3.606	10:11:48.103
7	1:14.542	+0.550	10:13:02.645
<b>(260) Wayne Owens</b>			
1	1:14.591	+0.598	10:05:14.785
2	1:14.637	+0.644	10:06:29.422
3	1:14.382	+0.389	10:07:43.804
4	1:13.993		10:08:57.797
5	1:14.213	+0.220	10:10:12.010
<b>(17) Noel Conachy</b>			
1	1:16.603	+1.280	10:05:46.694
2	1:14.556	+0.233	10:07:01.250
3	1:14.562	+0.239	10:08:15.812
4	1:14.323		10:09:30.135

Lap	Lap Tm	Diff	Time of Day
5	1:16.018	+1.695	10:10:46.153
6	1:15.147	+0.824	10:12:01.300
7	1:14.505	+0.182	10:13:15.805
<b>(35) Ryan Hogg</b>			
1	1:14.487	+0.006	10:05:34.522
2	1:14.539	+0.058	10:06:49.061
3	1:14.481		10:08:03.542
4	1:14.637	+0.156	10:09:18.179
5	1:14.610	+0.129	10:10:32.789
6	1:14.709	+0.228	10:11:47.498
7	1:14.769	+0.288	10:13:02.267
<b>(52) Alan Sweetman</b>			
1	1:16.249	+1.041	10:05:53.001
2	1:15.282	+0.074	10:07:08.283
3	1:16.501	+1.293	10:08:24.784
4	1:15.208		10:09:39.992
5	1:15.271	+0.063	10:10:55.263
6	1:16.861	+1.653	10:12:12.124
7	1:15.415	+0.207	10:13:27.539
<b>(65) Jack Irvine</b>			
1	1:15.995	+0.529	10:05:52.139
2	1:15.579	+0.113	10:07:07.718
3	1:15.554	+0.088	10:08:23.272
4	1:15.513	+0.047	10:09:38.785
5	1:15.466		10:10:54.251
6	1:17.750	+2.284	10:12:12.001
7	1:16.152	+0.686	10:13:28.153

Results provisional until the conclusion of judicial and technical matters

Orbits

Chief Timekeeper: D.Bradfield

Clerk of the Course: Chris Edwards

Live timing available at [timing.rhwright.co.uk](http://timing.rhwright.co.uk)

[www.mylaps.com](http://www.mylaps.com)

Licensed to: R.H.Wright Timing



## Martin Donnelly Trophy Race Meeting


Mini Coopers

Kirkistown 500 MRCI 1.512 miles

Race 1 (R5)

30/09/2023 13:00

Race (12:00 and 1 Laps)



6	52	65
	11	12
5	17	35
	9	10
4	98	260
	7	8
3	11	77
	5	6
2	96	55
	3	4
1	4	28
	1	2

POLE POSITION



Results provisional until the conclusion of judicial and technical matters

Orbits

Chief Timekeeper: D.Bradfield

Clerk of the Course: Chris Edwards

Live timing available at [timing.rhwright.co.uk](http://timing.rhwright.co.uk)

[www.mylaps.com](http://www.mylaps.com)

Licensed to: R.H.Wright Timing

Printed: 30/09/2023 10:14:46



# R.H.Wright Timing

## Martin Donnelly Trophy Race Meeting

Sorted on Laps

Mini Coopers

Kirkistown 500 MRCI 1.512 miles

Race 1 (R5)

30/09/2023 13:00

Race (12:00 and 1 Laps) started at 13:06:51

Pos	No.	Name	Make	Laps	Total Tm	Best Tm	Best Speed	In Lap	Avg. Speed
1	96	Darren Gilmore	1.6 BMW Mini	10	13:50.034	1:18.624	69.228	10	65.576
2	4	Johnny Titterington	1.6 BMW Mini	10	13:50.535	1:18.993	68.905	4	65.536
3	28	Peter Bennett	1.6 BMW Mini	10	13:51.216	1:19.455	68.504	4	65.483
4	7	Jack Conachy	1.6 BMW Mini	10	13:54.053	1:18.195	69.608	4	65.260
5	55	Mark Stewart	1.6 BMW Mini	10	13:55.948	1:19.373	68.575	4	65.112
6	65	Jack Irvine	1.6 BMW Mini	10	13:57.427	1:19.997	68.040	5	64.997
7	17	Noel Conachy	1.6 BMW Mini	10	13:57.565	1:19.531	68.439	4	64.986
8	98	Craig Gilmore	1.6 BMW Mini	10	13:57.641	1:20.109	67.945	8	64.980
9	260	Wayne Owens	1.6 BMW Mini	10	13:59.009	1:19.592	68.387	9	64.874
10	35	Ryan Hogg	1.6 BMW Mini	10	13:59.167	1:19.844	68.171	8	64.862
11	52	Alan Sweetman	1.6 BMW Mini	10	14:09.888	1:21.629	66.680	5	64.044
<b>Not classified</b>									
DNF	11	Paul Stewart	1.6 BMW Mini	3	4:20.883	1:20.153	67.908	3	62.592

Margin of Victory

Avg. Speed

Best Lap Tm

Best Speed

Best Lap by

0.501

65.576

1:18.195

69.608

7 - Jack Conachy

Results provisional until the conclusion of judicial and technical matters

Orbits

Chief Timekeeper: D.Bradfield

Clerk of the Course: Chris Edwards

Live timing available at [timing.rhwright.co.uk](http://timing.rhwright.co.uk)

[www.mylaps.com](http://www.mylaps.com)

Printed: 30/09/2023 13:21:17

Licensed to: R.H.Wright Timing



## Martin Donnelly Trophy Race Meeting

Mini Coopers

Kirkistown 500 MRCI 1.512 miles

Race 1 (R5)

30/09/2023 13:00

Race (12:00 and 1 Laps) started at 13:06:51

Lap	Lap Tm	Diff	Time of Day
<b>(96) Darren Gilmore</b>			
1	1:27.859	+9.235	13:08:22.957
2	1:20.343	+1.719	13:09:43.300
3	1:18.667	+0.043	13:11:01.967
4	1:18.802	+0.178	13:12:20.769
5	1:19.058	+0.434	13:13:39.827
6	1:44.440	+25.816	13:15:24.267
7	1:19.950	+1.326	13:16:44.217
8	1:19.667	+1.043	13:18:03.884
9	1:19.326	+0.702	13:19:23.210
10	1:18.624		13:20:41.834
<b>(4) Johnny Titterington</b>			
1	1:26.699	+7.706	13:08:21.202
2	1:19.715	+0.722	13:09:40.917
3	1:19.671	+0.678	13:11:00.588
4	1:18.993		13:12:19.581
5	1:19.408	+0.415	13:13:38.989
6	1:45.191	+26.198	13:15:24.180
7	1:19.134	+0.141	13:16:43.314
8	1:19.231	+0.238	13:18:02.545
9	1:19.374	+0.381	13:19:21.919
10	1:20.416	+1.423	13:20:42.335
<b>(28) Peter Bennett</b>			
1	1:25.557	+6.102	13:08:19.771
2	1:19.535	+0.080	13:09:39.306
3	1:19.826	+0.371	13:10:59.132
4	1:19.455		13:12:18.587
5	1:19.950	+0.495	13:13:38.537
6	1:45.351	+25.896	13:15:23.888
7	1:20.066	+0.611	13:16:43.954
8	1:19.812	+0.357	13:18:03.766
9	1:19.591	+0.136	13:19:23.357
10	1:19.659	+0.204	13:20:43.016
<b>(7) Jack Conachy</b>			
1	1:25.893	+7.698	13:08:21.725
2	1:22.183	+3.988	13:09:43.908
3	1:20.093	+1.898	13:11:04.001
4	1:18.195		13:12:22.196
5	1:23.649	+5.454	13:13:45.845
6	1:40.175	+21.980	13:15:26.020
7	1:19.623	+1.428	13:16:45.643
8	1:20.274	+2.079	13:18:05.917
9	1:19.583	+1.388	13:19:25.500
10	1:20.353	+2.158	13:20:45.853
<b>(55) Mark Stewart</b>			
1	1:27.948	+8.575	13:08:22.927
2	1:20.680	+1.307	13:09:43.607
3	1:19.780	+0.407	13:11:03.387
4	1:19.373		13:12:22.760
5	1:19.801	+0.428	13:13:42.561
6	1:42.949	+23.576	13:15:25.510
7	1:21.591	+2.218	13:16:47.101
8	1:20.572	+1.199	13:18:07.673
9	1:20.381	+1.008	13:19:28.054
10	1:19.694	+0.321	13:20:47.748
<b>(65) Jack Irvine</b>			
1	1:25.465	+5.468	13:08:22.640
2	1:20.678	+0.681	13:09:43.318
3	1:20.097	+0.100	13:11:03.415
4	1:20.234	+0.237	13:12:23.649
5	1:19.997		13:13:43.646
6	1:42.099	+22.102	13:15:25.745
7	1:20.584	+0.587	13:16:46.329
8	1:20.705	+0.708	13:18:07.034
9	1:21.276	+1.279	13:19:28.310
10	1:20.917	+0.920	13:20:49.227
<b>(17) Noel Conachy</b>			

Lap	Lap Tm	Diff	Time of Day
1	1:27.605	+8.074	13:08:24.947
2	1:20.226	+0.695	13:09:45.173
3	1:20.447	+0.916	13:11:05.620
4	1:19.531		13:12:25.151
5	1:21.478	+1.947	13:13:46.629
6	1:40.257	+20.726	13:15:26.886
7	1:20.122	+0.591	13:16:47.008
8	1:20.265	+0.734	13:18:07.273
9	1:21.236	+1.705	13:19:28.509
10	1:20.856	+1.325	13:20:49.365
<b>(98) Craig Gilmore</b>			
1	1:28.723	+8.614	13:08:24.826
2	1:22.237	+2.128	13:09:47.063
3	1:21.099	+0.990	13:11:08.162
4	1:20.444	+0.335	13:12:28.606
5	1:21.126	+1.017	13:13:49.732
6	1:37.326	+17.217	13:15:27.058
7	1:20.877	+0.768	13:16:47.935
8	1:20.109		13:18:08.044
9	1:20.642	+0.533	13:19:28.686
10	1:20.755	+0.646	13:20:49.441
<b>(260) Wayne Owens</b>			
1	1:28.798	+9.206	13:08:25.555
2	1:22.049	+2.457	13:09:47.604
3	1:23.084	+3.492	13:11:10.688
4	1:21.202	+1.610	13:12:31.890
5	1:20.965	+1.373	13:13:52.855
6	1:36.058	+16.466	13:15:28.913
7	1:20.468	+0.876	13:16:49.381
8	1:20.900	+1.308	13:18:10.281
9	1:19.592		13:19:29.873
10	1:20.936	+1.344	13:20:50.809
<b>(35) Ryan Hogg</b>			
1	1:28.621	+8.777	13:08:25.542
2	1:21.961	+2.117	13:09:47.503
3	1:20.864	+1.020	13:11:08.367
4	1:22.104	+2.260	13:12:30.471
5	1:21.431	+1.587	13:13:51.902
6	1:35.982	+16.138	13:15:27.884
7	1:20.853	+1.009	13:16:48.737
8	1:19.844		13:18:08.581
9	1:20.805	+0.961	13:19:29.386
10	1:21.581	+1.737	13:20:50.967
<b>(52) Alan Sweetman</b>			
1	1:28.130	+6.501	13:08:26.007
2	1:22.962	+1.333	13:09:48.969
3	1:22.225	+0.596	13:11:11.194
4	1:21.784	+0.155	13:12:32.978
5	1:21.629		13:13:54.607
6	1:36.320	+14.691	13:15:30.927
7	1:21.975	+0.346	13:16:52.902
8	1:21.700	+0.071	13:18:14.602
9	1:22.484	+0.855	13:19:37.086
10	1:24.602	+2.973	13:21:01.688
<b>(11) Paul Stewart</b>			
1	1:28.349	+8.196	13:08:32.218
2	1:20.312	+0.159	13:09:52.530
3	1:20.153		13:11:12.683

Results provisional until the conclusion of judicial and technical matters

Orbits

Chief Timekeeper: D.Bradfield

Clerk of the Course: Chris Edwards

Live timing available at [timing.rhwright.co.uk](http://timing.rhwright.co.uk)

[www.mylaps.com](http://www.mylaps.com)

Licensed to: R.H.Wright Timing





## Martin Donnelly Trophy Race Meeting


Mini Coopers

Kirkistown 500 MRCI 1.512 miles

Race 2 (R10)

30/09/2023 15:30

Race (12:00 and 1 Laps)



6	52	65
	11	12
5	35	17
	9	10
4	260	98
	7	8
3	55	77
	5	6
2	96	11
	3	4
1	4	28
	1	2

POLE POSITION



Results provisional until the conclusion of judicial and technical matters

Orbits

Chief Timekeeper: D.Bradfield

Clerk of the Course: Chris Edwards

Live timing available at [timing.rhwright.co.uk](http://timing.rhwright.co.uk)

[www.mylaps.com](http://www.mylaps.com)

Licensed to: R.H.Wright Timing

Printed: 30/09/2023 10:15:20



# R.H.Wright Timing

## Martin Donnelly Trophy Race Meeting

Sorted on Laps

Mini Coopers

Kirkistown 500 MRCI 1.512 miles

Race 2 (R10)

30/09/2023 15:30

Race (12:00 and 1 Laps) started at 15:37:28

Pos	No.	Name	Make	Laps	Total Tm	Best Tm	Best Speed	In Lap	Avg. Speed
1	4	Johnny Titterington	1.6 BMW Mini	10	13:27.519	1:18.160	69.639	6	67.404
2	28	Peter Bennett	1.6 BMW Mini	10	13:28.546	1:19.017	68.884	10	67.319
3	96	Darren Gilmore	1.6 BMW Mini	10	13:30.396	1:18.819	69.057	8	67.165
4	65	Jack Irvine	1.6 BMW Mini	10	13:42.595	1:20.280	67.800	9	66.169
5	7	Jack Conachy	1.6 BMW Mini	10	13:46.641	1:20.366	67.728	5	65.845
6	98	Craig Gilmore	1.6 BMW Mini	10	13:47.332	1:20.849	67.323	9	65.790
7	260	Wayne Owens	1.6 BMW Mini	10	13:48.784	1:20.572	67.555	9	65.675
8	11	Paul Stewart	1.6 BMW Mini	10	13:51.373	1:18.624	69.228	8	65.470
9	52	Alan Sweetman	1.6 BMW Mini	10	13:59.753	1:21.440	66.835	5	64.817
10	17	Noel Conachy	1.6 BMW Mini	10	14:00.995	1:21.462	66.817	7	64.721
<b>Not classified</b>									
DNF	55	Mark Stewart	1.6 BMW Mini	1	1:35.969	1:31.795	59.295	1	56.716
DNS	35	Ryan Hogg	1.6 BMW Mini				-	0	-

Margin of Victory

Avg. Speed

Best Lap Tm

Best Speed

Best Lap by

1.027

67.404

1:18.160

69.639

4 - Johnny Titterington

Results provisional until the conclusion of judicial and technical matters

Orbits

Chief Timekeeper: D.Bradfield

Clerk of the Course: Chris Edwards

Live timing available at [timing.rhwright.co.uk](http://timing.rhwright.co.uk)

[www.mylaps.com](http://www.mylaps.com)

Licensed to: R.H.Wright Timing

Printed: 30/09/2023 15:52:11



## Martin Donnelly Trophy Race Meeting

Mini Coopers

Kirkistown 500 MRCI 1.512 miles

Race 2 (R10)

30/09/2023 15:30

Race (12:00 and 1 Laps) started at 15:37:28

Lap	Lap Tm	Diff	Time of Day
<b>(4) Johnny Titterington</b>			
1	1:31.209	+13.049	15:39:02.224
2	1:20.616	+2.456	15:40:22.840
3	1:19.978	+1.818	15:41:42.818
4	1:19.294	+1.134	15:43:02.112
5	1:18.591	+0.431	15:44:20.703
6	1:18.160		15:45:38.863
7	1:18.664	+0.504	15:46:57.527
8	1:19.191	+1.031	15:48:16.718
9	1:20.214	+2.054	15:49:36.932
10	1:18.907	+0.747	15:50:55.839
<b>(28) Peter Bennett</b>			
1	1:27.320	+8.303	15:38:57.932
2	1:20.558	+1.541	15:40:18.490
3	1:20.027	+1.010	15:41:38.517
4	1:19.770	+0.753	15:42:58.287
5	1:19.761	+0.744	15:44:18.048
6	1:19.296	+0.279	15:45:37.344
7	1:19.494	+0.477	15:46:56.838
8	1:19.564	+0.547	15:48:16.402
9	1:21.447	+2.430	15:49:37.849
10	1:19.017		15:50:56.866
<b>(96) Darren Gilmore</b>			
1	1:27.725	+8.906	15:38:59.332
2	1:20.802	+1.983	15:40:20.134
3	1:21.900	+3.081	15:41:42.034
4	1:19.083	+0.264	15:43:01.117
5	1:19.078	+0.259	15:44:20.195
6	1:19.530	+0.711	15:45:39.725
7	1:19.076	+0.257	15:46:58.801
8	1:18.819		15:48:17.620
9	1:19.524	+0.705	15:49:37.144
10	1:21.572	+2.753	15:50:58.716
<b>(65) Jack Irvine</b>			
1	1:27.422	+7.142	15:39:01.268
2	1:21.276	+0.996	15:40:22.544
3	1:22.403	+2.123	15:41:44.947
4	1:21.558	+1.278	15:43:06.505
5	1:21.216	+0.936	15:44:27.721
6	1:20.755	+0.475	15:45:48.476
7	1:20.651	+0.371	15:47:09.127
8	1:20.322	+0.042	15:48:29.449
9	1:20.280		15:49:49.729
10	1:21.186	+0.906	15:51:10.915
<b>(7) Jack Conachy</b>			
1	1:26.281	+5.915	15:38:58.538
2	1:21.560	+1.194	15:40:20.098
3	1:30.303	+9.937	15:41:50.401
4	1:20.507	+0.141	15:43:10.908
5	1:20.366		15:44:31.274
6	1:21.015	+0.649	15:45:52.289
7	1:20.660	+0.294	15:47:12.949
8	1:20.625	+0.259	15:48:33.574
9	1:20.408	+0.042	15:49:53.982
10	1:20.979	+0.613	15:51:14.961
<b>(98) Craig Gilmore</b>			
1	1:30.178	+9.329	15:39:02.944
2	1:23.071	+2.222	15:40:26.015
3	1:21.759	+0.910	15:41:47.774
4	1:21.426	+0.577	15:43:09.200
5	1:21.003	+0.154	15:44:30.203
6	1:21.154	+0.305	15:45:51.357
7	1:21.309	+0.460	15:47:12.666
8	1:21.269	+0.420	15:48:33.935
9	1:20.849		15:49:54.784
10	1:20.868	+0.019	15:51:15.652
<b>(260) Wayne Owens</b>			

Lap	Lap Tm	Diff	Time of Day
1	1:28.076	+7.504	15:39:02.056
2	1:21.896	+1.324	15:40:23.952
3	1:22.563	+1.991	15:41:46.515
4	1:21.390	+0.818	15:43:07.905
5	1:20.886	+0.314	15:44:28.791
6	1:21.994	+1.422	15:45:50.785
7	1:21.353	+0.781	15:47:12.138
8	1:20.923	+0.351	15:48:33.061
9	1:20.572		15:49:53.633
10	1:23.471	+2.899	15:51:17.104
<b>(11) Paul Stewart</b>			
1	1:30.354	+11.730	15:39:02.292
2	1:21.883	+3.259	15:40:24.175
3	1:22.574	+3.950	15:41:46.749
4	1:20.844	+2.220	15:43:07.593
5	1:21.472	+2.848	15:44:29.065
6	1:20.443	+1.819	15:45:49.508
7	1:19.238	+0.614	15:47:08.746
8	1:18.624		15:48:27.370
9	1:19.243	+0.619	15:49:46.613
10	1:33.080	+14.456	15:51:19.693
<b>(52) Alan Sweetman</b>			
1	1:30.850	+9.410	15:39:05.206
2	1:23.590	+2.150	15:40:28.796
3	1:23.614	+2.174	15:41:52.410
4	1:22.669	+1.229	15:43:15.079
5	1:21.440		15:44:36.519
6	1:22.622	+1.182	15:45:59.141
7	1:22.350	+0.910	15:47:21.491
8	1:22.191	+0.751	15:48:43.682
9	1:22.214	+0.774	15:50:05.896
10	1:22.177	+0.737	15:51:28.073
<b>(17) Noel Conachy</b>			
1	1:31.444	+9.982	15:39:04.977
2	1:23.068	+1.606	15:40:28.045
3	1:23.710	+2.248	15:41:51.755
4	1:23.891	+2.429	15:43:15.646
5	1:22.421	+0.959	15:44:38.067
6	1:21.912	+0.450	15:45:59.979
7	1:21.462		15:47:21.441
8	1:24.155	+2.693	15:48:45.596
9	1:21.778	+0.316	15:50:07.374
10	1:21.941	+0.479	15:51:29.315
<b>(55) Mark Stewart</b>			
1	1:31.795		15:39:04.289

Results provisional until the conclusion of judicial and technical matters

Orbits

Chief Timekeeper: D.Bradfield

Clerk of the Course: Chris Edwards

Live timing available at [timing.rhwright.co.uk](http://timing.rhwright.co.uk)

[www.mylaps.com](http://www.mylaps.com)

Licensed to: R.H.Wright Timing

