



500MRCI Superkart Race Meeting

Sorted on best lap time

Superkarts

Kirkistown 500 MRCI 1.512 miles

Qualifying (Q2)

30/09/2023 09:00

Qualifying started at 9:16:54

Pos	No.	Name	Make	Best Tm	Diff	In Lap	Best Speed	2nd Best	2nd Lap
1	43	Brian Jones	Anderson Maverick 3	55.642		7	97.822	55.794	6
2	53	Alan Crossen	Anderson Maverick	55.927	0.285	6	97.324	56.440	4
3	3	Liam Fox	Anderson Mavrick	59.443	3.801	3	91.567	1:07.434	2
4	77	Stephen McAdam	ANDERSON MAVERICK	59.502	3.860	6	91.476	59.990	5
5	12	Eoin Buckley	Anderson Maverick	59.784	4.142	2	91.045	1:02.145	1
6	72	Richard Dewart	Anderson Div 1	1:00.772	5.130	8	89.565	1:01.438	6
7	40	Aaron Newell	Anderson Maverick	1:00.855	5.213	4	89.442	1:01.084	5
8	42	Colm Byrne	Anderson Maverick	1:00.939	5.297	5	89.319	1:01.128	6
9	99	Stuart Coey	Anderson TM	1:02.244	6.602	6	87.447	1:02.413	4
10	19	Philip Mills	Anderson Maverick	1:04.139	8.497	6	84.863	1:04.247	4
11	51	Geoffrey Simms	F1 SuperKart	1:04.508	8.866	5	84.377	1:04.728	4
12	86	Eoin Ryan	Anderson 125 superkart	1:06.221	10.579	5	82.195	1:06.882	3
13	25	Noel Lindsay	SUPERKART 125 F1	1:07.178	11.536	5	81.024	1:07.232	4
14	17	Scott Greenaway	Anderson Maverick			0	-		0
15	28	Alan Witherow	Anderson Mirage			0	-		0
16	55	Ross Witherow	PVP 1			0	-		0
17	75	Micheal Curran	Anderson Maverick			0	-		0
18	83	Colin Menary	Anderson 250			0	-		0

Results provisional until the conclusion of judicial and technical matters

Orbits

Chief Timekeeper: D.Bradfield

Clerk of the Course: Chris Edwards

Live timing available at timing.rhwright.co.uk

www.mylaps.com

Licensed to: R.H.Wright Timing

Printed: 30/09/2023 09:32:58



500MRCI Superkart Race Meeting

Superkarts

Kirkistown 500 MRCI 1.512 miles


Qualifying (Q2)

30/09/2023 09:00

Qualifying started at 9:16:54

Lap	Lap Tm	Diff	Time of Day
(43) Brian Jones			
1	57.322	+1.680	9:19:11.494
2	58.125	+2.483	9:20:09.619
3	55.893	+0.251	9:21:05.512
4	56.204	+0.562	9:22:01.716
5	1:08.620	+12.978	9:23:10.336
6	55.794	+0.152	9:24:06.130
7	55.642		9:25:01.772
(53) Alan Crossen			
1	59.458	+3.531	9:19:44.759
2	59.010	+3.083	9:20:43.769
3	56.674	+0.747	9:21:40.443
4	56.440	+0.513	9:22:36.883
5	56.991	+1.064	9:23:33.874
6	55.927		9:24:29.801
(3) Liam Fox			
1	1:09.350	+9.907	9:19:38.065
2	1:07.434	+7.991	9:20:45.499
3	59.443		9:21:44.942
(77) Stephen McAdam			
1	1:03.259	+3.757	9:19:36.721
2	1:01.834	+2.332	9:20:38.555
3	1:00.375	+0.873	9:21:38.930
4	1:00.100	+0.598	9:22:39.030
5	59.990	+0.488	9:23:39.020
6	59.502		9:24:38.522
(12) Eoin Buckley			
1	1:02.145	+2.361	9:19:51.458
2	59.784		9:20:51.242
(72) Richard Dewart			
1	1:10.269	+9.497	9:20:15.874
2	1:05.011	+4.239	9:21:20.885
3	1:04.411	+3.639	9:22:25.296
4	1:02.062	+1.290	9:23:27.358
5	1:02.177	+1.405	9:24:29.535
6	1:01.438	+0.666	9:25:30.973
7	1:02.285	+1.513	9:26:33.258
8	1:00.772		9:27:34.030
(40) Aaron Newell			
1	1:13.052	+12.197	9:19:39.316
2	1:02.370	+1.515	9:20:41.686
3	1:01.524	+0.669	9:21:43.210
4	1:00.855		9:22:44.065
5	1:01.084	+0.229	9:23:45.149
(42) Colm Byrne			
1	1:04.802	+3.863	9:19:59.498
2	1:03.155	+2.216	9:21:02.653
3	1:01.757	+0.818	9:22:04.410
4	1:01.880	+0.941	9:23:06.290
5	1:00.939		9:24:07.229
6	1:01.128	+0.189	9:25:08.357
7	1:03.890	+2.951	9:26:12.247
(99) Stuart Coey			
1	1:03.623	+1.379	9:19:26.074
2	1:02.818	+0.574	9:20:28.892
3	1:02.683	+0.439	9:21:31.575
4	1:02.413	+0.169	9:22:33.988
5	1:02.426	+0.182	9:23:36.414
6	1:02.244		9:24:38.658
7	1:02.495	+0.251	9:25:41.153
8	1:02.553	+0.309	9:26:43.706
9	1:03.113	+0.869	9:27:46.819
(19) Philip Mills			
1	1:08.382	+4.243	9:19:42.924

Lap	Lap Tm	Diff	Time of Day
2	1:06.727	+2.588	9:20:49.651
3	1:04.449	+0.310	9:21:54.100
4	1:04.247	+0.108	9:22:58.347
5	1:04.776	+0.637	9:24:03.123
6	1:04.139		9:25:07.262
(51) Geoffrey Simms			
1	1:13.750	+9.242	9:20:17.020
2	1:06.087	+1.579	9:21:23.107
3	1:06.202	+1.694	9:22:29.309
4	1:04.728	+0.220	9:23:34.037
5	1:04.508		9:24:38.545
(86) Eoin Ryan			
1	1:12.606	+6.385	9:20:19.231
2	1:08.762	+2.541	9:21:27.993
3	1:06.882	+0.661	9:22:34.875
4	1:06.997	+0.776	9:23:41.872
5	1:06.221		9:24:48.093
(25) Noel Lindsay			
1	1:13.369	+6.191	9:20:17.488
2	1:08.553	+1.375	9:21:26.041
3	1:07.741	+0.563	9:22:33.782
4	1:07.232	+0.054	9:23:41.014
5	1:07.178		9:24:48.192
6	1:08.402	+1.224	9:25:56.594



Results provisional until the conclusion of judicial and technical matters Orbits

Chief Timekeeper: D.Bradfield

Clerk of the Course: Chris Edwards

Live timing available at timing.rhwright.co.uk

www.mylaps.com

Licensed to: R.H.Wright Timing



500MRCI Superkart Race Meeting

Superkarts

Kirkistown 500 MRCI 1.512 miles

Race 1 (R2)

30/09/2023 11:30

Race (8:00 and 1 Laps)

10	17
	19
9	86
	17
8	19
	15
7	40
	13
6	
	11
5	75
	9
4	42
	7
3	12
	5
2	3
	3
1	43
	1

28
20
25
18
51
16
99
14
12
83
10
55
8
72
6
77
4
53
2

POLE POSITION

Results provisional until the conclusion of judicial and technical matters

Orbits

Chief Timekeeper: D.Bradfield

Clerk of the Course: Chris Edwards

Live timing available at timing.rhwright.co.uk

www.mylaps.com

Licensed to: R.H.Wright Timing

Printed: 30/09/2023 10:48:26



R.H.Wright Timing

500MRCI Superkart Race Meeting

Sorted on Laps

Superkarts

Kirkistown 500 MRCI 1.512 miles

Race 1 (R2)

30/09/2023 11:30

Race (8:00 and 1 Laps) started at 11:48:12

Pos	No.	Name	Make	Laps	Total Tm	Best Tm	Best Speed	In Lap	Avg. Speed
125 Superkarts									
1	99	Stuart Coey	Anderson TM	9	9:32.338	1:02.750	86.741	2	85.591
2	17	Scott Greenaway	Anderson Maverick	9	9:43.183	1:03.395	85.859	4	84.000
3	19	Philip Mills	Anderson Maverick	9	9:53.730	1:04.915	83.848	8	82.508
4	86	Eoin Ryan	Anderson 125 superkart	9	10:00.868	1:04.716	84.106	9	81.527
5	25	Noel Lindsay	SUPERKART 125 F1	9	10:04.216	1:06.097	82.349	4	81.076
Not classified									
DNF	40	Aaron Newell	Anderson Maverick	2	2:08.587	1:01.968	87.836	2	84.659
DNF	51	Geoffrey Simms	F1 SuperKart	1	1:13.549	1:09.192	78.665	1	74.005
250 Superkarts									
1	53	Alan Crossen	Anderson Maverick	10	9:28.849	55.683	97.750	3	95.685
2	3	Liam Fox	Anderson Mavrick	10	9:42.764	57.434	94.770	5	93.400
3	72	Richard Dewart	Anderson Div 1	10	9:53.080	58.103	93.679	3	91.775
4	55	Ross Witherow	PVP 1	10	9:55.437	57.126	95.281	6	91.412
5	12	Eoin Buckley	Anderson Maverick	10	9:58.961	58.731	92.677	3	90.874
Not classified									
DNF	77	Stephen McAdam	ANDERSON MAVERICK	8	8:00.930	58.980	92.286	4	90.542
DNF	83	Colin Menary	Anderson 250	4	3:59.912	57.857	94.077	3	90.750
DNF	43	Brian Jones	Anderson Maverick 3	3	2:49.883	55.826	97.500	3	96.119
DNF	42	Colm Byrne	Anderson Maverick	1	2:05.956		-	0	43.214

Margin of Victory	Avg. Speed	Best Lap Tm	Best Speed	Best Lap by
13.915	95.685	55.683	97.750	53 - Alan Crossen

Results provisional until the conclusion of judicial and technical matters

Orbits

Chief Timekeeper: D.Bradfield

Clerk of the Course: Chris Edwards

Live timing available at timing.rhwright.co.uk

www.mylaps.com

Licensed to: R.H.Wright Timing

Printed: 30/09/2023 11:59:14



500MRCI Superkart Race Meeting


Superkarts

Kirkistown 500 MRCI 1.512 miles

Race 1 (R2)

30/09/2023 11:30

Race (8:00 and 1 Laps) started at 11:48:12



Lap	Lap Tm	Diff	Time of Day
(53) Alan Crossen			
1	58.743	+3.060	11:49:10.961
2	56.033	+0.350	11:50:06.994
3	55.683		11:51:02.677
4	55.855	+0.172	11:51:58.532
5	56.682	+0.999	11:52:55.214
6	57.019	+1.336	11:53:52.233
7	58.304	+2.621	11:54:50.537
8	56.787	+1.104	11:55:47.324
9	56.788	+1.105	11:56:44.112
10	56.948	+1.265	11:57:41.060
(3) Liam Fox			
1	1:00.345	+2.911	11:49:12.787
2	57.766	+0.332	11:50:10.553
3	57.849	+0.415	11:51:08.402
4	57.662	+0.228	11:52:06.064
5	57.434		11:53:03.498
6	57.649	+0.215	11:54:01.147
7	58.463	+1.029	11:54:59.610
8	59.038	+1.604	11:55:58.648
9	58.102	+0.668	11:56:56.750
10	58.225	+0.791	11:57:54.975
(72) Richard Dewart			
1	1:01.497	+3.394	11:49:14.139
2	59.023	+0.920	11:50:13.162
3	58.103		11:51:11.265
4	58.907	+0.804	11:52:10.172
5	58.860	+0.757	11:53:09.032
6	59.033	+0.930	11:54:08.065
7	59.123	+1.020	11:55:07.188
8	58.762	+0.659	11:56:05.950
9	1:00.080	+1.977	11:57:06.030
10	59.261	+1.158	11:58:05.291
(55) Ross Witherow			
1	59.700	+2.574	11:49:21.996
2	58.667	+1.541	11:50:20.663
3	58.763	+1.637	11:51:19.426
4	57.989	+0.863	11:52:17.415
5	59.048	+1.922	11:53:16.463
6	57.126		11:54:13.589
7	59.139	+2.013	11:55:12.728
8	58.768	+1.642	11:56:11.496
9	58.139	+1.013	11:57:09.635
10	58.013	+0.887	11:58:07.648
(12) Eoin Buckley			
1	1:01.697	+2.966	11:49:14.480
2	59.808	+1.077	11:50:14.288
3	58.731		11:51:13.019
4	1:00.464	+1.733	11:52:13.483
5	59.805	+1.074	11:53:13.288
6	59.437	+0.706	11:54:12.725
7	59.409	+0.678	11:55:12.134
8	59.616	+0.885	11:56:11.750
9	59.568	+0.837	11:57:11.318
10	59.854	+1.123	11:58:11.172
(99) Stuart Coey			
1	1:04.063	+1.313	11:49:19.983
2	1:02.750		11:50:22.733
3	1:02.913	+0.163	11:51:25.646
4	1:02.923	+0.173	11:52:28.569
5	1:02.960	+0.210	11:53:31.529
6	1:03.026	+0.276	11:54:34.555
7	1:03.153	+0.403	11:55:37.708
8	1:03.389	+0.639	11:56:41.097
9	1:03.452	+0.702	11:57:44.549
(17) Scott Greenaway			
1	1:06.823	+3.426	11:49:23.526

Lap	Lap Tm	Diff	Time of Day
2	1:04.820	+1.425	11:50:28.345
3	1:04.376	+0.981	11:51:32.721
4	1:03.395		11:52:36.116
5	1:03.477	+0.082	11:53:39.593
6	1:04.145	+0.750	11:54:43.738
7	1:03.883	+0.488	11:55:47.621
8	1:03.680	+0.285	11:56:51.301
9	1:04.093	+0.698	11:57:55.394
(19) Philip Mills			
1	1:07.199	+2.284	11:49:23.469
2	1:05.454	+0.539	11:50:28.923
3	1:05.599	+0.684	11:51:34.522
4	1:05.078	+0.163	11:52:39.600
5	1:05.133	+0.218	11:53:44.733
6	1:05.476	+0.561	11:54:50.209
7	1:05.295	+0.380	11:55:55.504
8	1:04.915		11:57:00.419
9	1:05.522	+0.607	11:58:05.941
(86) Eoin Ryan			
1	1:07.478	+2.762	11:49:23.569
2	1:06.757	+2.041	11:50:30.326
3	1:06.205	+1.489	11:51:36.531
4	1:06.204	+1.488	11:52:42.735
5	1:06.537	+1.821	11:53:49.272
6	1:07.164	+2.448	11:54:56.436
7	1:06.494	+1.778	11:56:02.930
8	1:05.433	+0.717	11:57:08.363
9	1:04.716		11:58:13.079
(25) Noel Lindsay			
1	1:07.980	+1.883	11:49:24.352
2	1:06.402	+0.305	11:50:30.754
3	1:06.369	+0.272	11:51:37.123
4	1:06.097		11:52:43.220
5	1:06.470	+0.373	11:53:49.690
6	1:06.659	+0.562	11:54:56.349
7	1:06.781	+0.684	11:56:03.130
8	1:06.659	+0.562	11:57:09.789
9	1:06.638	+0.541	11:58:16.427
(77) Stephen McAdam			
1	1:03.961	+4.981	11:49:16.447
2	59.304	+0.324	11:50:15.751
3	59.602	+0.622	11:51:15.353
4	58.980		11:52:14.333
5	59.495	+0.515	11:53:13.828
6	59.774	+0.794	11:54:13.602
7	59.781	+0.801	11:55:13.383
8	59.758	+0.778	11:56:13.141
(83) Colin Menary			
1	1:02.590	+4.733	11:49:15.704
2	59.549	+1.692	11:50:15.253
3	57.857		11:51:13.110
4	59.013	+1.156	11:52:12.123
(43) Brian Jones			
1	57.999	+2.173	11:49:10.210
2	56.058	+0.232	11:50:06.268
3	55.826		11:51:02.094
(40) Aaron Newell			
1	1:03.145	+1.177	11:49:18.830
2	1:01.968		11:50:20.798
(51) Geoffrey Simms			
1	1:09.192		11:49:25.760
(42) Colm Byrne			
1	1:20.665	59:34.110	11:50:18.167

Results provisional until the conclusion of judicial and technical matters

Orbits

Chief Timekeeper: D.Bradfield

Clerk of the Course: Chris Edwards

Live timing available at timing.rhwright.co.uk

www.mylaps.com

Licensed to: R.H.Wright Timing





500MRCI Superkart Race Meeting

Superkarts

Kirkistown 500 MRCI 1.512 miles

Race 2 (R6)

30/09/2023 13:30

Race (8:00 and 1 Laps)

10	51	
	19	
9	25	40
	17	18
8	19	86
	15	16
7	99	17
	13	14
6		12
	11	
5	42	
	9	10
4	83	43
	7	8
3	12	77
	5	6
2	72	55
	3	4
1	53	3
	1	2

POLE POSITION

Results provisional until the conclusion of judicial and technical matters

Orbits

Chief Timekeeper: D.Bradfield

Clerk of the Course: Chris Edwards

Live timing available at timing.rhwright.co.uk

www.mylaps.com

Licensed to: R.H.Wright Timing

Printed: 30/09/2023 12:01:15



R.H.Wright Timing

500MRCI Superkart Race Meeting

Sorted on Laps

Superkarts

Kirkistown 500 MRCI 1.512 miles

Race 2 (R6)

30/09/2023 13:30

Race (8:00 and 1 Laps) started at 13:26:58

Pos	No.	Name	Make	Laps	Total Tm	Best Tm	Best Speed	In Lap	Avg. Speed
125 Superkarts									
1	99	Stuart Coey	Anderson TM	9	10:17.873	1:07.820	80.257	7	79.284
2	17	Scott Greenaway	Anderson Maverick	8	9:28.486	1:08.920	78.976	6	76.597
3	25	Noel Lindsay	SUPERKART 125 F1	8	9:37.498	1:10.771	76.910	4	75.401
4	51	Geoffrey Simms	F1 SuperKart	8	9:46.427	1:11.879	75.725	6	74.253
5	19	Philip Mills	Anderson Maverick	8	10:05.305	1:13.154	74.405	3	71.938
6	86	Eoin Ryan	Anderson 125 superkart	7	9:53.627	1:21.406	66.863	3	64.184
Not classified									
DNF	40	Aaron Newell	Anderson Maverick	2	2:20.538	1:07.290	80.889	2	77.460
250 Superkarts									
1	43	Brian Jones	Anderson Maverick 3	9	9:23.758	1:00.590	89.834	3	86.894
2	72	Richard Dewart	Anderson Div 1	9	9:31.812	1:02.733	86.765	5	85.670
3	53	Alan Crossen	Anderson Maverick	9	9:46.956	1:03.773	85.350	7	83.460
4	12	Eoin Buckley	Anderson Maverick	9	9:49.001	1:04.035	85.001	6	83.170
5	3	Liam Fox	Anderson Mavrick	9	9:53.016	1:04.680	84.153	6	82.607
6	77	Stephen McAdam	ANDERSON MAVERICK	9	10:06.809	1:06.136	82.300	5	80.729
Not classified									
DNF	83	Colin Menary	Anderson 250	6	6:43.908	1:03.374	85.887	5	80.855
DNF	42	Colm Byrne	Anderson Maverick	6	7:19.417	1:06.546	81.793	4	74.321
DNS	55	Ross Witherow	PVP 1					0	

Margin of Victory

Avg. Speed

Best Lap Tm

Best Speed

Best Lap by

8.054

86.894

1:00.590

89.834

43 - Brian Jones

Results provisional until the conclusion of judicial and technical matters

Orbits

Chief Timekeeper: D.Bradfield

Clerk of the Course: Chris Edwards

Live timing available at timing.rhwright.co.uk

www.mylaps.com

Printed: 30/09/2023 13:37:50

Licensed to: R.H.Wright Timing



500MRCI Superkart Race Meeting


Superkarts

Kirkistown 500 MRCI 1.512 miles

Race 2 (R6)

30/09/2023 13:30

Race (8:00 and 1 Laps) started at 13:26:58



Lap	Lap Tm	Diff	Time of Day
(43) Brian Jones			
1	1:04.714	+4.124	13:28:03.627
2	1:01.315	+0.725	13:29:04.942
3	1:00.590		13:30:05.532
4	1:09.794	+9.204	13:31:15.326
5	1:01.380	+0.790	13:32:16.706
6	1:01.047	+0.457	13:33:17.753
7	1:01.024	+0.434	13:34:18.777
8	1:02.232	+1.642	13:35:21.009
9	1:01.063	+0.473	13:36:22.072
(72) Richard Dewart			
1	1:05.648	+2.915	13:28:04.090
2	1:03.537	+0.804	13:29:07.627
3	1:04.414	+1.681	13:30:12.041
4	1:03.108	+0.375	13:31:15.149
5	1:02.733		13:32:17.882
6	1:02.948	+0.215	13:33:20.830
7	1:02.794	+0.061	13:34:23.624
8	1:02.943	+0.210	13:35:26.567
9	1:03.559	+0.826	13:36:30.126
(53) Alan Crossen			
1	1:08.791	+5.018	13:28:07.105
2	1:05.871	+2.098	13:29:12.976
3	1:05.876	+2.103	13:30:18.852
4	1:04.451	+0.678	13:31:23.303
5	1:05.383	+1.610	13:32:28.686
6	1:03.943	+0.170	13:33:32.629
7	1:03.773		13:34:36.402
8	1:04.737	+0.964	13:35:41.139
9	1:04.131	+0.358	13:36:45.270
(12) Eoin Buckley			
1	1:07.981	+3.946	13:28:06.900
2	1:05.402	+1.367	13:29:12.302
3	1:05.809	+1.774	13:30:18.111
4	1:04.820	+0.785	13:31:22.931
5	1:05.127	+1.092	13:32:28.058
6	1:04.035		13:33:32.093
7	1:04.135	+0.100	13:34:36.228
8	1:04.964	+0.929	13:35:41.192
9	1:06.123	+2.088	13:36:47.315
(3) Liam Fox			
1	1:10.422	+5.742	13:28:08.854
2	1:05.249	+0.569	13:29:14.103
3	1:05.040	+0.360	13:30:19.143
4	1:06.847	+2.167	13:31:25.990
5	1:05.498	+0.818	13:32:31.488
6	1:04.680		13:33:36.168
7	1:04.688	+0.008	13:34:40.856
8	1:04.977	+0.297	13:35:45.833
9	1:05.497	+0.817	13:36:51.330
(77) Stephen McAdam			
1	1:10.531	+4.395	13:28:09.203
2	1:07.759	+1.623	13:29:16.962
3	1:06.844	+0.708	13:30:23.806
4	1:06.647	+0.511	13:31:30.453
5	1:06.136		13:32:36.589
6	1:06.766	+0.630	13:33:43.355
7	1:07.068	+0.932	13:34:50.423
8	1:06.529	+0.393	13:35:56.952
9	1:08.171	+2.035	13:37:05.123
(99) Stuart Coey			
1	1:10.425	+2.605	13:28:10.531
2	1:07.971	+0.151	13:29:18.502
3	1:08.668	+0.848	13:30:27.170
4	1:08.295	+0.475	13:31:35.465
5	1:08.134	+0.314	13:32:43.599
6	1:08.370	+0.550	13:33:51.969

Lap	Lap Tm	Diff	Time of Day
7	1:07.820		13:34:59.789
8	1:08.315	+0.495	13:36:08.104
9	1:08.083	+0.263	13:37:16.187
(17) Scott Greenaway			
1	1:16.497	+7.577	13:28:17.864
2	1:10.863	+1.943	13:29:28.727
3	1:10.381	+1.461	13:30:39.108
4	1:09.773	+0.853	13:31:48.881
5	1:09.999	+1.079	13:32:58.880
6	1:08.920		13:34:07.800
7	1:10.021	+1.101	13:35:17.821
8	1:08.979	+0.059	13:36:26.800
(25) Noel Lindsay			
1	1:14.896	+4.125	13:28:16.556
2	1:11.306	+0.535	13:29:27.862
3	1:11.162	+0.391	13:30:39.024
4	1:10.771		13:31:49.795
5	1:12.466	+1.695	13:33:02.261
6	1:11.161	+0.390	13:34:13.422
7	1:11.123	+0.352	13:35:24.545
8	1:11.267	+0.496	13:36:35.812
(51) Geoffrey Simms			
1	1:14.404	+2.525	13:28:16.212
2	1:13.474	+1.595	13:29:29.686
3	1:12.944	+1.065	13:30:42.630
4	1:12.318	+0.439	13:31:54.948
5	1:12.232	+0.353	13:33:07.180
6	1:11.879		13:34:19.059
7	1:12.394	+0.515	13:35:31.453
8	1:13.288	+1.409	13:36:44.741
(19) Philip Mills			
1	1:15.453	+2.299	13:28:16.677
2	1:14.161	+1.007	13:29:30.838
3	1:13.154		13:30:43.992
4	1:13.964	+0.810	13:31:57.956
5	1:14.228	+1.074	13:33:12.184
6	1:13.739	+0.585	13:34:25.923
7	1:14.219	+1.065	13:35:40.142
8	1:23.477	+10.323	13:37:03.619
(86) Eoin Ryan			
1	1:27.174	+5.768	13:28:28.975
2	1:22.170	+0.764	13:29:51.145
3	1:21.406		13:31:12.551
4	1:23.174	+1.768	13:32:35.725
5	1:23.725	+2.319	13:33:59.450
6	1:26.149	+4.743	13:35:25.599
7	1:26.342	+4.936	13:36:51.941
(83) Colin Menary			
1	1:08.824	+5.450	13:28:07.695
2	1:05.363	+1.989	13:29:13.058
3	1:07.600	+4.226	13:30:20.658
4	1:05.492	+2.118	13:31:26.150
5	1:03.374		13:32:29.524
6	1:12.698	+9.324	13:33:42.222
(42) Colm Byrne			
1	1:11.330	+4.784	13:28:24.864
2	1:10.570	+4.024	13:29:35.434
3	1:08.706	+2.160	13:30:44.140
4	1:06.546		13:31:50.686
5	1:18.152	+11.606	13:33:08.838
6	1:08.893	+2.347	13:34:17.731
(40) Aaron Newell			
1	1:09.767	+2.477	13:28:11.562
2	1:07.290		13:29:18.852

Results provisional until the conclusion of judicial and technical matters

Orbits

Chief Timekeeper: D.Bradfield

Clerk of the Course: Chris Edwards

Live timing available at timing.rhwright.co.uk

www.mylaps.com

Licensed to: R.H.Wright Timing



500MRCI Superkart Race Meeting

Superkarts

Kirkistown 500 MRCI 1.512 miles

Race 3 (R12)

30/09/2023 16:30

Race (8:00 and 1 Laps)

10	40	
	19	
9	19	86
	17	18
8	25	51
	15	16
7	99	17
	13	14
6		12
	11	
5	55	10
	9	42
4	83	8
	7	77
3	3	6
	5	12
2	53	4
	3	72
1	43	2
	1	

POLE POSITION

Results provisional until the conclusion of judicial and technical matters

Orbits

Chief Timekeeper: D.Bradfield

Clerk of the Course: Chris Edwards

Live timing available at timing.rhwright.co.uk

www.mylaps.com

Licensed to: R.H.Wright Timing

Printed: 30/09/2023 13:38:49



R.H.Wright Timing

500MRCI Superkart Race Meeting

Sorted on Laps

Superkarts

Kirkistown 500 MRCI 1.512 miles

Race 3 (R12)

30/09/2023 16:30

Race (8:00 and 1 Laps) started at 16:28:28

Pos	No.	Name	Make	Laps	Total Tm	Best Tm	Best Speed	In Lap	Avg. Speed
125 Superkarts									
1	99	Stuart Coey	Anderson TM	9	10:16.003	1:07.762	80.326	3	79.524
2	17	Scott Greenaway	Anderson Maverick	8	9:18.552	1:08.560	79.391	3	77.959
3	51	Geoffrey Simms	F1 SuperKart	8	9:44.399	1:11.689	75.925	3	74.511
4	86	Eoin Ryan	Anderson 125 superkart	7	9:44.033	1:19.690	68.302	7	65.238
Not classified									
DNF	19	Philip Mills	Anderson Maverick	3	3:54.970	1:16.040	71.581	2	69.494
DNF	25	Noel Lindsay	SUPERKART 125 F1				-	0	-
DNF	40	Aaron Newell	Anderson Maverick				-	0	-
250 Superkarts									
1	43	Brian Jones	Anderson Maverick 3	9	9:08.784	1:00.177	90.450	7	89.265
2	72	Richard Dewart	Anderson Div 1	9	9:19.387	1:01.274	88.831	3	87.573
3	53	Alan Crossen	Anderson Maverick	9	9:19.813	1:01.398	88.651	9	87.506
4	12	Eoin Buckley	Anderson Maverick	9	9:47.388	1:04.406	84.511	4	83.398
5	42	Colm Byrne	Anderson Maverick	9	10:12.701	1:06.328	82.062	7	79.953
Not classified									
DNF	55	Ross Witherow	PVP 1	1	1:05.561	1:05.252	83.415	1	83.022
DNF	83	Colin Menary	Anderson 250		0.625		-	0	-
DNF	3	Liam Fox	Anderson Mavrick				-	0	-
DNF	77	Stephen McAdam	ANDERSON MAVERICK				-	0	-

Margin of Victory	Avg. Speed	Best Lap Tm	Best Speed	Best Lap by
10.603	89.265	1:00.177	90.450	43 - Brian Jones

Results provisional until the conclusion of judicial and technical matters

Orbits

Chief Timekeeper: D.Bradfield

Clerk of the Course: Chris Edwards

Live timing available at timing.rhwright.co.uk

www.mylaps.com

Licensed to: R.H.Wright Timing

Printed: 30/09/2023 16:40:21



500MRCI Superkart Race Meeting


Superkarts

Kirkistown 500 MRCI 1.512 miles

Race 3 (R12)

30/09/2023 16:30

Race (8:00 and 1 Laps) started at 16:28:28



Lap	Lap Tm	Diff	Time of Day
(43) Brian Jones			
1	1:03.392	+3.215	16:29:31.830
2	1:01.165	+0.988	16:30:32.995
3	1:00.621	+0.444	16:31:33.616
4	1:01.243	+1.066	16:32:34.859
5	1:00.295	+0.118	16:33:35.154
6	1:00.497	+0.320	16:34:35.651
7	1:00.177		16:35:35.828
8	1:00.616	+0.439	16:36:36.444
9	1:00.778	+0.601	16:37:37.222
(72) Richard Dewart			
1	1:05.218	+3.944	16:29:33.734
2	1:01.964	+0.690	16:30:35.698
3	1:01.274		16:31:36.972
4	1:02.425	+1.151	16:32:39.397
5	1:01.739	+0.465	16:33:41.136
6	1:01.777	+0.503	16:34:42.913
7	1:01.654	+0.380	16:35:44.567
8	1:01.618	+0.344	16:36:46.185
9	1:01.640	+0.366	16:37:47.825
(53) Alan Crossen			
1	1:04.625	+3.227	16:29:33.177
2	1:01.994	+0.596	16:30:35.171
3	1:01.745	+0.347	16:31:36.916
4	1:03.081	+1.683	16:32:39.997
5	1:01.760	+0.362	16:33:41.757
6	1:01.670	+0.272	16:34:43.427
7	1:01.855	+0.457	16:35:45.282
8	1:01.571	+0.173	16:36:46.853
9	1:01.398		16:37:48.251
(12) Eoin Buckley			
1	1:07.148	+2.742	16:29:35.986
2	1:05.128	+0.722	16:30:41.114
3	1:05.163	+0.757	16:31:46.277
4	1:04.406		16:32:50.683
5	1:05.748	+1.342	16:33:56.431
6	1:04.772	+0.366	16:35:01.203
7	1:04.781	+0.375	16:36:05.984
8	1:05.059	+0.653	16:37:11.043
9	1:04.783	+0.377	16:38:15.826
(42) Colm Byrne			
1	1:11.570	+5.242	16:29:40.893
2	1:08.954	+2.626	16:30:49.847
3	1:07.533	+1.205	16:31:57.380
4	1:07.813	+1.485	16:33:05.193
5	1:08.019	+1.691	16:34:13.212
6	1:08.418	+2.090	16:35:21.630
7	1:06.328		16:36:27.958
8	1:06.712	+0.384	16:37:34.670
9	1:06.469	+0.141	16:38:41.139
(99) Stuart Coey			
1	1:10.210	+2.448	16:29:39.584
2	1:08.350	+0.588	16:30:47.934
3	1:07.762		16:31:55.696
4	1:08.223	+0.461	16:33:03.919
5	1:08.081	+0.319	16:34:12.000
6	1:08.044	+0.282	16:35:20.044
7	1:07.893	+0.131	16:36:27.937
8	1:08.371	+0.609	16:37:36.308
9	1:08.133	+0.371	16:38:44.441
(17) Scott Greenaway			
1	1:12.821	+4.261	16:29:42.577
2	1:09.027	+0.467	16:30:51.604
3	1:08.560		16:32:00.164
4	1:09.467	+0.907	16:33:09.631
5	1:09.131	+0.571	16:34:18.762
6	1:09.230	+0.670	16:35:27.992

Lap	Lap Tm	Diff	Time of Day
7	1:09.218	+0.658	16:36:37.210
8	1:09.780	+1.220	16:37:46.990
(51) Geoffrey Simms			
1	1:15.261	+3.572	16:29:45.245
2	1:12.833	+1.144	16:30:58.078
3	1:11.689		16:32:09.767
4	1:12.526	+0.837	16:33:22.293
5	1:12.576	+0.887	16:34:34.869
6	1:12.503	+0.814	16:35:47.372
7	1:12.408	+0.719	16:36:59.780
8	1:13.057	+1.368	16:38:12.837
(86) Eoin Ryan			
1	1:25.304	+5.614	16:29:56.010
2	1:25.646	+5.956	16:31:21.656
3	1:23.361	+3.671	16:32:45.017
4	1:24.739	+5.049	16:34:09.756
5	1:22.527	+2.837	16:35:32.283
6	1:20.498	+0.808	16:36:52.781
7	1:19.690		16:38:12.471
(19) Philip Mills			
1	1:16.516	+0.476	16:29:46.629
2	1:16.040		16:31:02.669
3	1:20.739	+4.699	16:32:23.408
(55) Ross Witherow			
1	1:05.252		16:29:33.999

Results provisional until the conclusion of judicial and technical matters

Orbits

Chief Timekeeper: D.Bradfield

Clerk of the Course: Chris Edwards

Live timing available at timing.rhwright.co.uk

www.mylaps.com

Licensed to: R.H.Wright Timing