



## 500 MRCI Mini Cooper Race Meeting

Mazda Modi-5 Cup

Kirkistown 500 MRCI 1.512 miles

Qualifying (Q2)

30/05/2026 09:20

Qualifying (10:00 Time) started at 9:38:01

Lap	Lap Tm	Diff	Time of Day
<b>(55) Craig Ewing</b>			
1	1:10.519	+1.850	9:40:59.677
2	1:09.522	+0.853	9:42:09.199
3	1:09.372	+0.703	9:43:18.571
4	1:08.741	+0.072	9:44:27.312
5	1:08.669		9:45:35.981
6	1:09.004	+0.335	9:46:44.985
7	1:09.318	+0.649	9:47:54.303
<b>(31) Stuart Annesley</b>			
1	1:11.685	+1.528	9:40:32.684
2	1:10.804	+0.647	9:41:43.488
3	1:10.286	+0.129	9:42:53.774
4	1:10.782	+0.625	9:44:04.556
5	1:10.466	+0.309	9:45:15.022
6	1:10.850	+0.693	9:46:25.872
7	1:10.511	+0.354	9:47:36.383
8	1:10.157		9:48:46.540
<b>(75) Chris Radcliffe</b>			
1	1:12.504	+1.177	9:40:55.357
2	1:11.819	+0.492	9:42:07.176
3	1:11.982	+0.655	9:43:19.158
4	1:11.907	+0.580	9:44:31.065
5	1:11.844	+0.517	9:45:42.909
6	1:11.639	+0.312	9:46:54.548
7	1:11.327		9:48:05.875
<b>(4) Peter Gilchrist</b>			
1	1:12.109	+0.759	9:40:34.862
2	1:12.041	+0.691	9:41:46.903
3	1:12.215	+0.865	9:42:59.118
4	1:12.358	+1.008	9:44:11.476
5	1:11.350		9:45:22.826
6	1:11.625	+0.275	9:46:34.451
7	1:11.836	+0.486	9:47:46.287
8	1:11.470	+0.120	9:48:57.757
<b>(48) Paul McAlinden</b>			
1	1:12.969	+1.267	9:41:06.086
2	1:11.702		9:42:17.788
3	1:12.674	+0.972	9:43:30.462
4	1:13.622	+1.920	9:44:44.084
5	1:22.235	+10.533	9:46:06.319
6	1:11.986	+0.284	9:47:18.305
7	1:12.588	+0.886	9:48:30.893
<b>(5) Andy Penman</b>			
1	1:14.775	+1.088	9:41:00.310
2	1:14.119	+0.432	9:42:14.429
3	1:14.239	+0.552	9:43:28.668
4	1:14.955	+1.268	9:44:43.623
5	1:14.628	+0.941	9:45:58.251
6	1:13.908	+0.221	9:47:12.159
7	1:13.687		9:48:25.846

Lap	Lap Tm	Diff	Time of Day
-----	--------	------	-------------

Lap	Lap Tm	Diff	Time of Day
-----	--------	------	-------------

Orbits

Timekeeper: D. Bradfield (MSUK Licence 140180)

ers

Clerk of Course: Chris Edwards

www.mylaps.com

Live timing at [speedhive.mylaps.com/livetiming](http://speedhive.mylaps.com/livetiming)

Licensed to: R.H.Wright Timekeeping Assoc

Printed: 30/05/2026 18:33:45



## 500 MRCI Mini Cooper Race Meeting

Sorted on best lap time

Mazda Modi-5 Cup

Kirkistown 500 MRCI 1.512 miles

Qualifying (Q2)

30/05/2026 09:20

Qualifying (10:00 Time) started at 9:38:01

Pos	No.	Name	Make	Best Tm	Diff	In Lap	Best Speed	2nd Best	2nd Lap
1	55	Craig Ewing	1.8 Mazda MX5	<b>1:08.669</b>		5	79.265	1:08.741	4
2	311	Stuart Annesley	1.8 Mazda MX5	<b>1:10.157</b>	1.488	8	77.583	1:10.286	3
3	75	Chris Radcliffe	1.8 Mazda MX5	<b>1:11.327</b>	2.658	7	76.311	1:11.639	6
4	4	Peter Gilchrist	1.8 Mazda MX5	<b>1:11.350</b>	2.681	5	76.286	1:11.470	8
5	48	Paul McAlinden	1.8 Mazda MX5	<b>1:11.702</b>	3.033	2	75.912	1:11.986	6
6	5	Andy Penman	1.8 Mazda MX5	<b>1:13.687</b>	5.018	7	73.867	1:13.908	6

Orbits

Timekeeper: D. Bradfield (MSUK Licence 140180)

ers

Clerk of Course: Chris Edwards

Live timing at [speedhive.mylaps.com/livetiming](http://speedhive.mylaps.com/livetiming)

[www.mylaps.com](http://www.mylaps.com)

Printed: 30/05/2026 09:51:51

Licensed to: R.H.Wright Timekeeping Assoc



## 500 MRCI Mini Cooper Race Meeting

Kirkistown 500 MRCI 1.512 miles

Mazda Modi-5 Cup

Race 1 (R2)

30/05/2026 11:10

Race (15:00 Time) started at 11:05:33

Lap	Lap Tm	Diff	Time of Day
<b>(55) Craig Ewing</b>			
1	1:15.217	+6.792	11:06:51.717
2	1:11.122	+2.697	11:08:02.839
3	1:11.054	+2.629	11:09:13.893
4	1:10.297	+1.872	11:10:24.190
5	1:10.748	+2.323	11:11:34.938
6	1:11.001	+2.576	11:12:45.939
7	1:10.587	+2.162	11:13:56.526
8	1:09.071	+0.646	11:15:05.597
9	1:09.013	+0.588	11:16:14.610
10	1:08.724	+0.299	11:17:23.334
11	1:08.425		11:18:31.759
12	1:11.835	+3.410	11:19:43.594
13	1:11.307	+2.882	11:20:54.901
<b>(4) Peter Gilchrist</b>			
1	1:17.851	+7.472	11:06:52.598
2	1:11.545	+1.166	11:08:04.143
3	1:11.507	+1.128	11:09:15.650
4	1:10.848	+0.469	11:10:26.498
5	1:11.288	+0.909	11:11:37.786
6	1:10.867	+0.488	11:12:48.653
7	1:10.827	+0.448	11:13:59.480
8	1:12.763	+2.384	11:15:12.243
9	1:10.712	+0.333	11:16:22.955
10	1:10.443	+0.064	11:17:33.398
11	1:10.838	+0.459	11:18:44.236
12	1:10.379		11:19:54.615
13	1:10.626	+0.247	11:21:05.241
<b>(311) Stuart Annesley</b>			
1	1:16.527	+6.271	11:06:53.125
2	1:11.785	+1.529	11:08:04.910
3	1:11.820	+1.564	11:09:16.730
4	1:10.953	+0.697	11:10:27.683
5	1:11.076	+0.820	11:11:38.759
6	1:11.325	+1.069	11:12:50.084
7	1:11.052	+0.796	11:14:01.136
8	1:10.717	+0.461	11:15:11.853
9	1:10.415	+0.159	11:16:22.268
10	1:12.844	+2.588	11:17:35.112
11	1:10.256		11:18:45.368
12	1:10.719	+0.463	11:19:56.087
13	1:10.630	+0.374	11:21:06.717
<b>(48) Paul McAlinden</b>			
1	1:16.735	+6.232	11:06:52.683
2	1:12.022	+1.519	11:08:04.705
3	1:11.654	+1.151	11:09:16.359
4	1:10.795	+0.292	11:10:27.154
5	1:11.433	+0.930	11:11:38.587
6	1:11.196	+0.693	11:12:49.783
7	1:10.503		11:14:00.286
8	1:10.767	+0.264	11:15:11.053
9	1:10.998	+0.495	11:16:22.051
10	1:11.397	+0.894	11:17:33.448
11	1:11.677	+1.174	11:18:45.125
12	1:10.568	+0.065	11:19:55.693
13	1:11.669	+1.166	11:21:07.362
<b>(75) Chris Radcliffe</b>			
1	1:15.949	+5.488	11:06:51.689
2	1:12.577	+2.096	11:08:04.266
3	1:11.180	+0.699	11:09:15.446
4	1:10.851	+0.370	11:10:26.297
5	1:11.888	+1.407	11:11:38.185
6	1:10.908	+0.427	11:12:49.093
7	1:10.481		11:13:59.574
8	1:17.598	+7.117	11:15:17.172
9	1:11.448	+0.967	11:16:28.620
10	1:11.245	+0.764	11:17:39.865
11	1:11.538	+1.057	11:18:51.403
12	1:11.002	+0.521	11:20:02.405

Lap	Lap Tm	Diff	Time of Day
13	1:11.099	+0.618	11:21:13.504
<b>(5) Andy Penman</b>			
1	1:19.870	+6.588	11:06:55.414
2	1:13.489	+0.207	11:08:08.903
3	1:13.282		11:09:22.185
4	1:14.614	+1.332	11:10:36.799
5	1:14.333	+1.051	11:11:51.132
6	1:13.889	+0.607	11:13:05.021
7	1:13.946	+0.664	11:14:18.967
8	1:14.202	+0.920	11:15:33.169
9	1:13.795	+0.513	11:16:46.964
10	1:13.861	+0.579	11:18:00.825
11	1:13.955	+0.673	11:19:14.780
12	1:14.575	+1.293	11:20:29.355
13	1:13.875	+0.593	11:21:43.230

Lap	Lap Tm	Diff	Time of Day
-----	--------	------	-------------





## 500 MRCI Mini Cooper Race Meeting

Sorted on Laps

Mazda Modi-5 Cup

Kirkistown 500 MRCI 1.512 miles

Race 1 (R2)

30/05/2026 11:10

Race (15:00 Time) started at 11:05:33

Pos	No.	Name	Make	Laps	Total Tm	Best Tm	Best Speed	In Lap	Avg. Speed
1	55	Craig Ewing	1.8 Mazda MX5	13	15:21.802	1:08.425	79.547	11	76.762
2	4	Peter Gilchrist	1.8 Mazda MX5	13	15:32.142	1:10.379	77.339	12	75.910
3	311	Stuart Annesley	1.8 Mazda MX5	13	15:33.618	1:10.256	77.474	11	75.790
4	48	Paul McAlinden	1.8 Mazda MX5	13	15:34.263	1:10.503	77.203	7	75.738
5	75	Chris Radcliffe	1.8 Mazda MX5	13	15:40.405	1:10.481	77.227	7	75.243
6	5	Andy Penman	1.8 Mazda MX5	13	16:10.131	1:13.282	74.275	3	72.938

Margin of Victory

Avg. Speed

Best Lap Tm

Best Speed

Best Lap by

10.340

76.762

1:08.425

79.547

55 - Craig Ewing

Orbits

Timekeeper: D. Bradfield (MSUK Licence 140180)

Clerk of Course: Chris Edwards

Live timing at [speedhive.mylaps.com/livetimeing](http://speedhive.mylaps.com/livetimeing)

[www.mylaps.com](http://www.mylaps.com)

Printed: 30/05/2026 11:22:08

Licensed to: R.H.Wright Timekeeping Assoc



# R.H.Wright Timing



## 500 MRCI Mini Cooper Race Meeting

Mazda Modi-5 Cup

Kirkistown 500 MRCI 1.512 miles

Race 1 (R2)


30/05/2026 11:10

Race (15:00 Time)

3	55
	5
2	75
	3
1	5
	1

POLE POSITION

311
6
48
4
4
2



Orbits

Timekeeper: D. Bradfield (MSUK Licence 140180)

ers

Clerk of Course: Chris Edwards

Live timing at [speedhive.mylaps.com/livetiming](http://speedhive.mylaps.com/livetiming)

[www.mylaps.com](http://www.mylaps.com)

Printed: 30/05/2026 09:54:44

Licensed to: R.H.Wright Timekeeping Assoc



## 500 MRCI Mini Cooper Race Meeting

Mazda Modi-5 Cup

Kirkistown 500 MRCI 1.512 miles

Race 2 (R7)

30/05/2026 14:15

Race (15:00 Time) started at 13:58:38

Lap	Lap Tm	Diff	Time of Day
<b>(55) Craig Ewing</b>			
1	1:23.669	+15.298	14:00:05.820
2	1:17.884	+9.513	14:01:23.704
3	1:16.545	+8.174	14:02:40.249
4	1:15.896	+7.525	14:03:56.145
5	1:15.066	+6.695	14:05:11.211
6	1:13.821	+5.450	14:06:25.032
7	1:12.663	+4.292	14:07:37.695
8	1:12.878	+4.507	14:08:50.573
9	1:12.538	+4.167	14:10:03.111
10	1:10.947	+2.576	14:11:14.058
11	1:09.201	+0.830	14:12:23.259
12	1:08.646	+0.275	14:13:31.905
13	1:08.371		14:14:40.276
<b>(311) Stuart Annesley</b>			
1	1:25.188	+13.395	14:00:06.402
2	1:18.134	+6.341	14:01:24.536
3	1:17.958	+6.165	14:02:42.494
4	1:16.234	+4.441	14:03:58.728
5	1:14.981	+3.188	14:05:13.709
6	1:13.696	+1.903	14:06:27.405
7	1:12.963	+1.170	14:07:40.368
8	1:12.885	+1.092	14:08:53.253
9	1:12.420	+0.627	14:10:05.673
10	1:12.363	+0.570	14:11:18.036
11	1:12.203	+0.410	14:12:30.239
12	1:12.112	+0.319	14:13:42.351
13	1:11.793		14:14:54.144
<b>(48) Paul McAlinden</b>			
1	1:27.427	+15.220	14:00:08.947
2	1:18.637	+6.430	14:01:27.584
3	1:17.599	+5.392	14:02:45.183
4	1:16.834	+4.627	14:04:02.017
5	1:17.519	+5.312	14:05:19.536
6	1:14.714	+2.507	14:06:34.250
7	1:15.282	+3.075	14:07:49.532
8	1:14.900	+2.693	14:09:04.432
9	1:13.138	+0.931	14:10:17.570
10	1:12.207		14:11:29.777
11	1:13.377	+1.170	14:12:43.154
12	1:12.344	+0.137	14:13:55.498
13	1:12.226	+0.019	14:15:07.724
<b>(4) Peter Gilchrist</b>			
1	1:27.620	+15.817	14:00:09.394
2	1:18.559	+6.756	14:01:27.953
3	1:17.710	+5.907	14:02:45.663
4	1:16.679	+4.876	14:04:02.342
5	1:17.263	+5.460	14:05:19.605
6	1:14.886	+3.083	14:06:34.491
7	1:15.337	+3.534	14:07:49.828
8	1:14.752	+2.949	14:09:04.580
9	1:13.488	+1.685	14:10:18.068
10	1:12.184	+0.381	14:11:30.252
11	1:13.256	+1.453	14:12:43.508
12	1:12.521	+0.718	14:13:56.029
13	1:11.803		14:15:07.832
<b>(75) Chris Radcliffe</b>			
1	1:24.907	+12.557	14:00:05.364
2	1:18.845	+6.495	14:01:24.209
3	1:19.494	+7.144	14:02:43.703
4	1:17.548	+5.198	14:04:01.251
5	1:16.671	+4.321	14:05:17.922
6	1:15.241	+2.891	14:06:33.163
7	1:14.623	+2.273	14:07:47.786
8	1:14.521	+2.171	14:09:02.307
9	1:14.091	+1.741	14:10:16.398
10	1:12.724	+0.374	14:11:29.122
11	1:13.671	+1.321	14:12:42.793
12	1:17.828	+5.478	14:14:00.621

Lap	Lap Tm	Diff	Time of Day
13	1:12.350		14:15:12.971
<b>(5) Andy Penman</b>			
1	1:30.379	+15.194	14:00:11.395
2	1:19.338	+4.153	14:01:30.733
3	1:20.247	+5.062	14:02:50.980
4	1:20.175	+4.990	14:04:11.155
5	1:19.222	+4.037	14:05:30.377
6	1:18.524	+3.339	14:06:48.901
7	1:18.837	+3.652	14:08:07.738
8	1:17.619	+2.434	14:09:25.357
9	1:18.412	+3.227	14:10:43.769
10	1:17.204	+2.019	14:12:00.973
11	1:17.215	+2.030	14:13:18.188
12	1:15.894	+0.709	14:14:34.082
13	1:15.185		14:15:49.267

Lap	Lap Tm	Diff	Time of Day
-----	--------	------	-------------

Orbits

Timekeeper: D. Bradfield (MSUK Licence 140180)

ers

Clerk of Course: Chris Edwards

Live timing at [speedhive.mylaps.com/livetiming](http://speedhive.mylaps.com/livetiming)

[www.mylaps.com](http://www.mylaps.com)

Printed: 30/05/2026 18:34:15

Licensed to: R.H.Wright Timekeeping Assoc



## 500 MRCI Mini Cooper Race Meeting

Sorted on Laps

Mazda Modi-5 Cup

Kirkistown 500 MRCI 1.512 miles

Race 2 (R7)

30/05/2026 14:15

Race (15:00 Time) started at 13:58:38

Pos	No.	Name	Make	Laps	Total Tm	Best Tm	Best Speed	In Lap	Avg. Speed
1	55	Craig Ewing	1.8 Mazda MX5	13	16:02.208	1:08.371	79.610	13	73.538
2	311	Stuart Annesley	1.8 Mazda MX5	13	16:16.076	1:11.793	75.815	13	72.494
3	48	Paul McAlinden	1.8 Mazda MX5	13	16:29.656	1:12.207	75.381	10	71.499
4	4	Peter Gilchrist	1.8 Mazda MX5	13	16:29.764	1:11.803	75.805	13	71.491
5	75	Chris Radcliffe	1.8 Mazda MX5	13	16:34.903	1:12.350	75.232	13	71.122
6	5	Andy Penman	1.8 Mazda MX5	13	17:11.199	1:15.185	72.395	13	68.618

Margin of Victory

Avg. Speed

Best Lap Tm

Best Speed

Best Lap by

13.868

73.538

1:08.371

79.610

55 - Craig Ewing

Orbits

Timekeeper: D. Bradfield (MSUK Licence 140180)

Clerk of Course: Chris Edwards

Live timing at [speedhive.mylaps.com/livetimeing](http://speedhive.mylaps.com/livetimeing)

[www.mylaps.com](http://www.mylaps.com)

Printed: 30/05/2026 14:16:03

Licensed to: R.H.Wright Timekeeping Assoc



**R.H.Wright**  
**Timing**



**500 MRCI Mini Cooper Race Meeting**


Mazda Modi-5 Cup

Kirkistown 500 MRCI 1.512 miles

Race 2 (R8)

30/05/2026 14:45


Race (15:00 Time)



3	4
	5
2	48
	3
1	5
	1

POLE POSITION

55
6
311
4
75
2



Orbits

Timekeeper: D. Bradfield (MSUK Licence 140180)

ers

Clerk of Course: Chris Edwards

Live timing at [speedhive.mylaps.com/livetiming](http://speedhive.mylaps.com/livetiming)

[www.mylaps.com](http://www.mylaps.com)

Printed: 30/05/2026 11:31:21

Licensed to: R.H.Wright Timekeeping Assoc